

DuraVent
Member of M&G Group

ENGINEERED EXCELLENCE

60
YEARS

IN-VENTING

SINCE 1956

PRODUCT CATALOG



DuraVent
Member of M&G Group



Being Green, Being Responsible.

M&G DuraVent looks for feasible ways of doing business in an ecologically sound way.

In manufacturing we use water based paints. Our reverse osmosis system recycles 90% of the water used in the paint line. We buy recycled metals for all our products when available, and recycle waste metals. Factory skylights reduce heavy load needs for electric lighting during daylight hours.

In the office, paperless invoicing is now standard. Paperless communications to customers are sent via electronic newsletters or email, and we recycle office paper waste.

Kaizen (Japanese for "improvement") refers to the practice of focusing on continuous improvement in manufacturing activities. By improving standardized activities and processes, Kaizen aims to eliminate waste. Since 1998, M&G DuraVent has reduced manufacturing waste in its plant by 30% through Kaizen practices.

For more information,
please visit **www.duravent.com**

M&G DuraVent, Inc.
877 Cotting Ct.
Vacaville, CA 95688

Hours of operation California:
Monday – Friday, 7am – 4pm PST
800-835-4429
Fax: 707-446-4740
customerservice@duravent.com

M&G DuraVent, Inc.
10 Jupiter Ln.
Albany, NY 12205

Hours of operation New York:
Monday – Friday, 8:30am – 5pm EST
800-835-4429
Fax: 518-463-5271
customerservice@duravent.com

M&G DuraVent strives to provide the
best product and service possible.

Michael Winn, President & CEO

Our Company	4
Customer Service	6
DuraPro Program	7
Technical Support & Engineering Support	8
DuraTech®	10
DuraTech® Large Diameter	30
DuraTech Canada	42
DuraPlus®	64
DuraPlus HTC®	80
DuraChimney® II	96
Combustion Air Systems	106
DVL®	113
DuraBlack®	119
PelletVent Pro®	130
DuraLiner®	152
Ventinox®	168
Ventinox® Rigid	184
DuraFlex® Stainless Steel	190
CVS	212
DirectVent Pro®	222
Type B Gas Vent	244
DuraFlex® Aluminum	271
FasNSeal®	276
FasNSeal® Adapters	315
PolyPro®	330
Index	357
Terms & Condition of Sale	361
Warranty	362





Security Chimneys

www.securitychimneys.com



M&G Altenic
InterActive UK



InterActive, Germany



Muelink & Grol
InterActive
Burgerhout
Slagter
Anjo



Isoleco



Cheminees Securite



M&G Italia



Ant Kalip



DuraVent

Member of  M&G Group

Manufacturing and distribution facilities are located in Vacaville, California, and Albany, New York. M&G DuraVent's skilled work force, combined with state-of-the-art machinery, is dedicated to providing consistent quality and service that exceeds industry standards.

M&G DuraVent, Inc.

877 Cotting Ct.
Vacaville, CA
800-835-4429
Fax: 707-446-4740

www.duravent.com

M&G DuraVent, Inc.

10 Jupiter Ln.
Albany, NY 12205
800-835-4429
Fax: 518-463-5271

www.duravent.com

Engineered Excellence

M&G DuraVent is a recognized technological leader in the venting industry. Consistently the first to market with new innovations in venting systems. M&G DuraVent has captured a leadership position in emerging markets, such as flexible vent connectors for water heaters, furnaces, venting systems for direct vent appliances and polypropylene venting for high-efficiency appliances. M&G DuraVent has patents for several of its products and continues to design safe and technologically advanced venting for the market.

The company's research into solving issues with corrosion, when biofuels such as corn are used, led to a break-through with the patent pending PelletVent Pro. Scientifically proven materials and unequalled engineering make M&G DuraVent products the best choice, safest choice, and the preferred choice for professional quality venting products.

M&G DuraVent's Engineered Excellence is a commitment to continue this trend, providing the industry with cutting-edge products and refinements to existing products that not only meet the demands of today's heating products market, but go beyond it.

With a broad range of engineered venting products, M&G DuraVent has earned its reputation as the industry leader by offering innovative, safe, professional products for the HVAC and Hearth markets.

Our History

M&G (www.m-ggroup.com) was founded in 1932 and is headquartered in the Netherlands. The M&G Group produces a wide range of flue and vent products in aluminum, stainless steel and plastic. It is the largest supplier of engineered venting systems for the high-efficiency heating market in Europe. All M&G companies, including DuraVent, are 100% focused on developing, manufacturing and marketing only flue venting systems.

Dura-Vent opened for business in January of 1956 in Redwood City, CA by Dover Corporation, making type B vents for natural gas or liquid propane appliances.

In 1959 DuraChimney came on board as the company's first wood chimney system. For a short period of time during these early years, the company also made rain gutters and downspouts.

VENTINOX®, the first UL listed chimney lining system, was created in 1980.

Simpson Manufacturing purchased Dura-Vent in 1982 and established a manufacturing plant in Vacaville, CA. Another manufacturing company was set up in Vicksburg, MS to supply the growing demand for venting products.

In 1985 ProTech Systems, Inc. was founded and served the chimney and phvac markets.

1992 brought two major product developments. DirectVent GS was developed for venting direct-vented gas fireplaces and stoves. It is the hearth industry's number one vent for these popular appliances. Unitized construction and the patented twist-lock connection provides quick, safe and easy construction. PelletVent was created by Simpson Dura-Vent as the first venting pipe for the newly developed pellet stoves. Pellets were a totally new fuel innovation and Simpson Dura-Vent developed the protocols for the venting standards. Every major pellet stove manufacturer in the industry now recommends PelletVent Pro.

FasNSeal® special Gas Vent introduced in 1996. Easy to assemble and easy to take apart, allowed for faster installs, fewer mistakes, making it easier to adapt and maintain.


DuraPlus HTC was developed in 2004 to offer a high-class chimney for the unique requirements of Canadian standards.

DuraVent acquired both the Ventinox product line from America Boa, and ProTech Systems in 2008, the highly respected manufacturer of Hearth, HVAC and PHC products.

The M&G Group acquired Simpson DuraVent September 1, 2010. M&G DuraVent, Inc., a member of the M&G Group, is one of 14 companies in the privately held consortium.

In 2012 M&G DuraVent acquired Security Chimneys International to expand our presence in the Hearth and commercial HVAC markets. As a company who has built a reputation as one of the most trusted suppliers of quality chimney, Security Chimneys has been a great addition to DuraVent and has served to expand DuraVent's market leading position of innovative products for the venting of residential and commercial appliances of all kinds.

In 2013 M&G DuraVent consolidated their east coast facilities (Albany, NY and Vicksburg, MS) during a relocation and expansion to a 140,000 sq. ft. facility in Jupiter Lane, Albany.



Shipping Your Order

M&G DuraVent developed a sophisticated system to ensure high accuracy in delivering your order. Each item on the order is scanned for correct product number and quantity. Heavier boxes are placed on the bottom of pallets. Actual weights are checked against calculated weights to confirm contents.

Orders are stretch-wrapped in blue shrink wrap and corner protected to assure a safe, intact delivery. A shipping label is applied outlining the pallet contents. In addition, a yellow packing list with the entire order is placed in a special shipping envelope on the last pallet of the order, listing total items and quantities. The order is then again reviewed before it is signed off and shipped.

Any shortages, damages, etc., must be noted on the Freight Bill and reported to the carrier and to M&G DuraVent's Customer Service department immediately. Make note of it on the bill of lading.

Report shortages or damage to M&G DuraVent within 48 hours. Call in the report to M&G DuraVent's customer service department at 1-800-835-4429.





Customer Service:

800-835-4429

Fax: 707-446-4740 (California)

Fax: 518-463-5271 (New York)

customerservice@duravent.com

Marketing Department:

800-835-4429

Fax: 707-446-1867

marketing@duravent.com

Focusing on the customer.

Doing business with M&G DuraVent is made easy through its Customer Service department. The company's professionally trained staff is skilled with the knowledge needed to address the details of an order and other services.

M&G DuraVent's customer service department is committed to excellence. Backed with a computer system that provides immediate answers on product availability, lead times, and shipping schedules; we value your time by offering reliable information.

At M&G DuraVent getting product to the customer complete and on-time is of utmost importance. We invest heavily in finished product inventory so our distributors will be in a position to provide their customers with superior product availability and service.

Customer Service Department

- Orders.
- Confirmation of orders via e-mail.
- Invoices via e-mail.
- Full EDI services are available.
- Provide full pallet information with confirmation. Full pallet orders will reduce the risk of shipping damage and reduce your check-in time and handling costs.
- Answer questions and provide information regarding product lines.
- Check stock and availability.
- Assist in determining the status of in-house orders and how to check them. We provide an order status system called DirectConnect where customers can login and check for themselves. (Call for details)
- Order product literature.

If you have any questions or problems, customer service is the first place to contact for a solution.





**M&G DuraVent Logo Store
at www.duravent.com**

Open For Business 24/7

Anyone can visit www.duravent.com and click onto the logo store link to find a wide variety of M&G DuraVent logo products.

Outfit your business with jackets, hats, dress shirts, beanies, t-shirts, hot & cold beverage bottles, umbrellas, and work wear that can be used as uniforms for a great professional image. Customize items with your own dealer or distributor logo. Go 'green' with some eco-friendly items. Or get what you need for an upcoming golf game.

Showroom retractable display banners, and logo banners are available too.

Don't see what you need? Click on the contact link within the store for assistance on finding even more products that help deliver a message.

DuraPro Dealer Program

Designed for the professional specialty hearth dealer who exclusively uses M&G DuraVent's premium hearth products for venting solutions.

For Authorized DuraPro Dealers, M&G DuraVent provides a wide range of marketing materials to support sales, gratis.

- Showroom posters that help explain typical installations and components.
- Priority technical assistance by phone.
- Consumer brochures.
- Priority placement on M&G DuraVent's website dealer locator.
- On-line logo store; a source for promotional items, banners, signs, etc.
- \$150 merchandising credit at sign-up to the program; good towards products in the logo store.
- An annual 2% marketing allowance credit; good towards additional marketing collateral in the M&G DuraVent Logo Store. ...and much more.

Visit the DuraPro page on www.duravent.com, and fill out the DuraPro Dealer Application today.

DuraPro Administrator: 1-800-835-4429
durapro@duravent.com

Products Offered Through The DuraPro Program are reserved specifically for trained professional installers:

PelletVent Pro®, DirectVent Pro®, DuraTech®, DuraPlus HTC®, DuraLiner®, DuraFlex® (SW, Pro, 316, and 304), and Ventinox®.

(Products available, but not exclusive through the DuraPro program, include DuraPlus, DuraFlex AL, DVL, DuraBlack, PolyPro and FasNSeal.)



Working out the details.

Every project is different. Each has its own specifications, and constraints. M&G DuraVent's Engineering Department services the needs of customers with unique requirements.

OEM Design

M&G DuraVent also designs and manufactures custom parts for companies requiring venting goods specific to their products. Contact us for more information.

Commercial Applications

Commercial projects may require custom parts and unique system design. Personalized system design services offer comprehensive CAD submittal drawings and a complete bill of materials needed.

Many commercial applications require large diameter systems due to a unit's size and output. There may be specific alloy requirements or adapters. M&G DuraVent has the experience, talent and equipment to fabricate parts for most commercial venting systems.

Information to get the job done right.

Technical information can be confusing. A dedicated product specialist is available to help with installation questions, proper sizing, codes, and solutions to venting problems. M&G DuraVent's knowledgeable staff have the resources and knowledge to resolve questions about a product or installation, and will take the extra step to give an accurate response. If you are an authorized DuraPro dealer, one of your benefits is priority technical assistance when using the DuraPro technical assistance phone number, provided on your new-member letter.

Before calling, check the company's literature library to see if your question can be answered there. Publications are available for immediate viewing at www.duravent.com. Click on the 'catalogs and instructions' link to download literature as a pdf that can be saved on your computer or printed out.

M&G DuraVent Technical and Engineering Support:

Residential Product Technical Support:
Monday – Friday, 7am – 4pm PST
800-835-4429
Fax: 707-446-4740
techsupport@duravent.com


Commercial Product Technical Support:
Monday – Friday, 8:30am – 5pm EST
800-835-4429
Fax: 518-463-5271
commercial@duravent.com

M&G DuraVent Commercial Applications

Commercial projects may require custom parts and unique system design. Our personalized system design services offer comprehensive CAD submittal drawings and a complete bill of materials needed.

layouts@duravent.com





DuraTech®

**All-fuel, double-wall
chimney system.**

UL 103 HT, UL 103, and ULC S604.



Specifications

Applications

5"-8" DuraTech is a double-wall, all-fuel chimney system for use with wood stoves, fireplaces, furnaces, boilers, ranges, water heaters, or other appliances fueled by wood, oil, coal, or gas, and zero-clearance fireplaces that are factory-built.

Materials and Construction

5"-8" diameter pipe features inner wall of .020" 430 stainless steel. Outer wall options of .016" 430 stainless steel or .021" galvalume steel. A Thermal Tech (ceramic refractory) blanket insulation is encased between walls. Stainless steel end rings seal the pipe.

DuraTech features light weight insulation, twist-lock fittings, support boxes with factory installed starter sections, elbows with 360° swivel base, select black finish pipe lengths, five foot length pipe sections, and adjustable pipe lengths.

Clearances

2" clearance to combustibles.

Shrouds

UL Listed with DuraVent shroud specifications. Information available online at www.duravent.com or call and request L157.

Diameters

5"-8"

Listings

c-UL-us Listed to UL 103 HT and ULC S604 (MH7399)
(Stainless steel outer wall required for oil-burning installations in Canada).



UL 103 HT and ULC S604 System

DuraTech 5"-8"

With a Thermal Tech blanket insulation encased between dual walls, DuraTech offers the optimum in safety and performance. It keeps the outer wall of the chimney cool while ensuring high flue gas temperatures for optimum draft performance.

The inner wall is 25% thicker than competitive chimneys for an extra margin of safety. No locking bands or mechanical fasteners required.

DuraTech's sleek 1" wall design provides for easy installations through 16" on-center framing. For tight installations, a Reduced Clearance Square Ceiling Support Box is available (6" diameter DuraTech only).

Designed for normal, continuous operation at 1000°F flue gas temperatures, DuraTech is subjected to rigorous and stringent high temperature requirements of the UL standard, including one hour at 1400°F, plus three ten-minute chimney fire test at 2100°F.



UL 103 System

DuraTech 10"-24"

DuraVent now offers DuraTech in large diameters to vent large-scale residential fireplaces and building heating appliances.

10"-24" DuraTech chimney is tested and listed for continuous operation at 1000° F flue gas temperatures, one hour at 1400° F and ten-minutes at 1700° F, in accordance with the UL 103 test standard.



Specifications

Applications

10"-24" large diameter DuraTech is a 1" wall, all-fuel chimney system for use with wood stoves, fireplaces, furnaces, boilers, ranges, water heaters, or other appliances fueled by wood, oil, coal, or gas.

Materials and Construction

10"-24" diameter pipe feature .027" 430 stainless steel inner wall and outer wall of .029" galvalume or .027" 430 stainless steel. A Thermal Tech (ceramic refractory) blanket insulation is encased between walls. Stainless steel end rings seal the pipe.

Clearances

2" clearance to combustibles.

Shrouds

UL Listed with DuraVent shroud specifications. Information available online at www.duravent.com or call and request L157.

Diameters

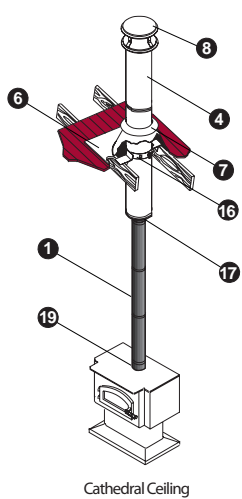
10", 12", 14", 16", 18", 20", 22", and 24".

Listings

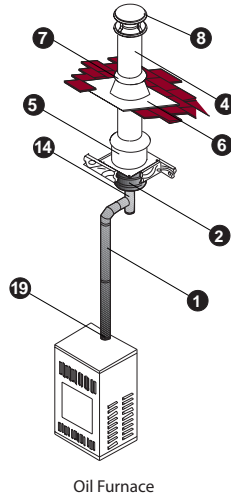
c-UL-us Listed to UL 103 and ULC S604 (MH7399)
(Stainless steel outer wall required for installation in Canada.)



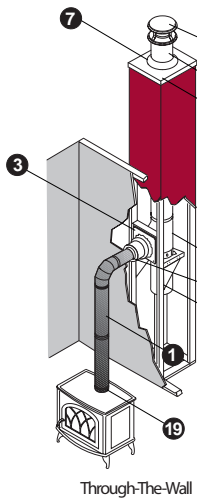
Typical Installations For 5"- 24" DuraTech



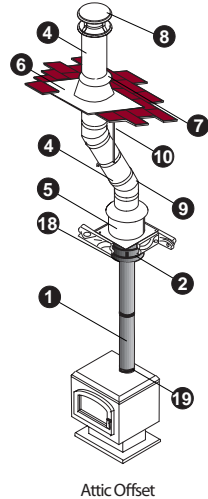
Cathedral Ceiling



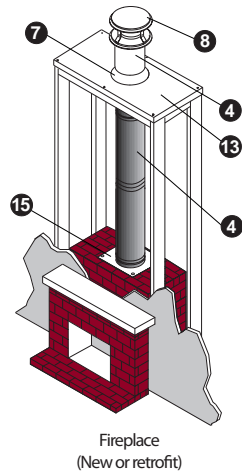
Oil Furnace



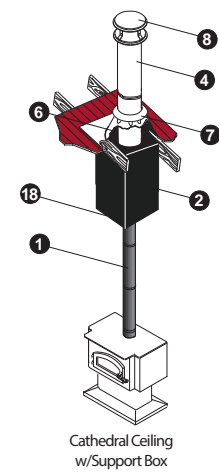
Through-The-Wall



Attic Offset



Fireplace
(New or retrofit)

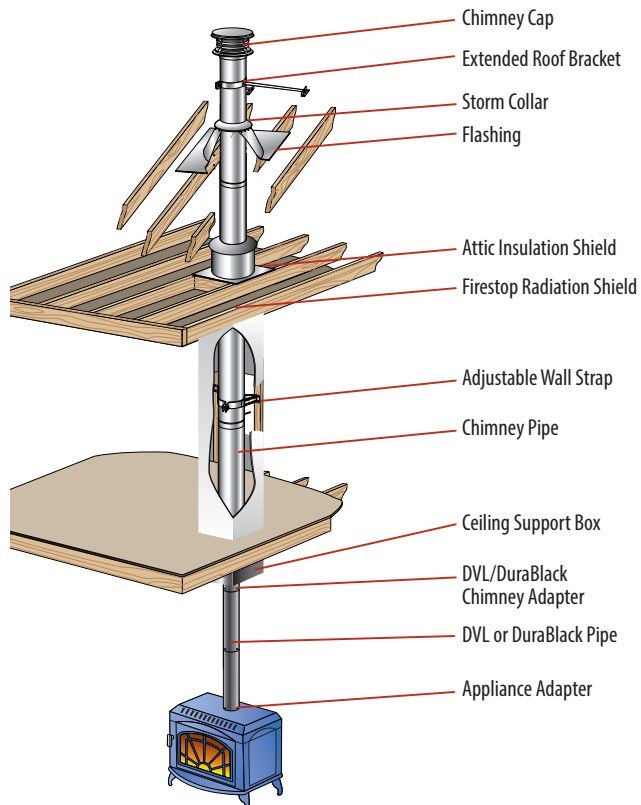


Cathedral Ceiling
w/Support Box

Installation Key			
1	DVL or DuraBlack	11	Tee with Tee Cap
2	Ceiling Support	12	Tee Support
3	Wall Thimble	13	Chase Top Flashing
4	Chimney Pipe	14	Base Tee/Double Tee
5	Attic Insulation Shield	15	Anchor Plate or Anchor Plate with Damper
6	Flashing	16	Roof Support
7	Storm Collar	17	Finishing Collar
8	Chimney Cap	18	DVL Adapter, DuraBlack Slip Connector, or Snap-Lock Adapter
9	Elbow	19	DVL Adapter (w/ or w/o damper)
10	Elbow Strap		

Refer to our Typical Installation drawings to select the appropriate component parts for your installation.

- DVL/DuraBlack Chimney Adapter must be used when connecting DVL pipe to a Ceiling Support Box or Finishing Collar. When connecting DuraBlack pipe, a DVL/DuraBlack Chimney Adapter, DuraBlack Slip Connector, or Snap-Lock Adapter must be used.
- Wall Thimble must be installed with an appropriate length of chimney pipe for all horizontal through-the-wall installations. To accommodate thicker walls, the telescoping pieces of the Wall Thimble can be separated, and a field-fabricated extension may be installed.
- Attic Insulation Shield must be used in all installations that pass through an attic, regardless of whether the attic is insulated or not.
- Firestop Radiation Shield must be used when a chimney passes through a floor or ceiling without a support box.



Planning Your Installation

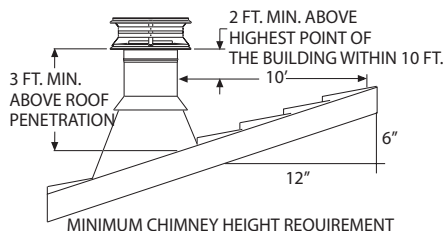


Figure 1

The following recommendations are general guidelines to assist in the layout and selection of the chimney components needed for your installation. Always follow DuraVent Installation instructions before installing your chimney system, found with the cap or support box. Installation instructions can be viewed online at www.duravent.com.

- The diameter of the chimney should match the outlet size of the appliance. An improperly sized chimney results in poor draft and excessive creosote formation.
- Measure the diameter of the appliance flue outlet. Select the chimney and either DVL or DuraBlack connector stovepipe with the same size diameter as the appliance flue outlet. For fireplace installations, refer to the sizing chart in the back of this catalog.
- Determine if the installation is a through-the-roof installation or a through-the-wall installation. A through-the-wall installation will require additional components (Wall Thimble, Tee/ Cap, Tee Support, and Wall Straps).
- Install the chimney in the interior of the structure whenever possible. A cold exterior chimney will produce less draft and will generate more creosote.
- If possible avoid offsets that serve to restrict the natural draft. A straight vertical installation is more efficient and less likely to develop creosote. If an offset is required to avoid rafters or other obstructions, measure the horizontal distance required and the vertical height available. Both 15° and 30° elbows are available. Elbows have a 360° swivel base to allow orientation of elbow direction only. Elbows are fixed at 15° or 30°. Elbows greater than 30° are not allowed in the United States. A maximum of two offsets in a single installation are permitted. Refer to the offset table in the back section of this catalog. At least one Elbow Strap is required for each offset. Elbow Straps ensure adequate support.
- Determine the minimum chimney height above the roof line. Building codes require a minimum of 3' above the roof penetration and at least 2' higher than any portion of a building within 10'. See figure 1. The termination cap is installed above that point. If chimney extends 5' or more above the roof penetration an extended roof bracket is required. An additional roof bracket is needed every 5'.
- Measure the roof pitch. For example a 6/12 pitch has a vertical rise of 6" over a horizontal distance of 12". Select the appropriate flashing.
- Determine the total length of chimney and stovepipe required for the installation. To calculate the installed per length of 5"-8" DuraTech pipe, subtract 1 ¼" per joint. For 10"-24" diameter, subtract ¾" per joint of pipe. Subtract 1 ¼" per joint of DuraBlack stovepipe. Subtract 1 ½" per joint of DVL stovepipe. Minimum chimney height, at sea level, of straight vertical chimney is 10' to 15' above the appliance outlet. Higher elevations, or the use of elbows or a tee, will require approximately 30% to 60% more height to provide for an adequate draft.
- For a UL approved shroud, see the DuraTech Shrouds Installation Instructions (L157). View online at www.duravent.com, under catalogs and instructions.
- Be fire safe. Maintain at least 2" clearance to combustibles. Follow local building codes and have your chimney inspected by a certified professional.

What makes us different from the rest?

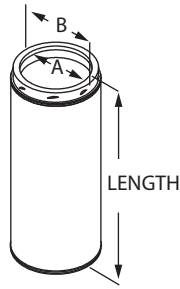
DuraTech: The optimum in safety and performance for an all-fuel chimney.



DuraTech Feature	Benefit	DuraTech Feature	Benefit	DuraTech Feature	Benefit
5" through 24" diameter selection	Gives the installer the largest variety of diameters to fit and size the fireplace or stove properly.	1" Thermal Tech Insulation Blanket	Insures complete insulation coverage between inner and outer walls, preventing any hot spots from appearing due to expansion of the metal walls during operation. Hot spots could cause a fire.	15 and 30 Degree Elbows come with swivel base	The swivel base allows an installer to line up the elbow without unlocking and repositioning the elbow, saving time and money.
6", 9", 12", 18", 24", 36", 48" and 60" pipe lengths	Gives the installer the greatest variety of lengths to reach the desired height with ease and least amount of pipe sections.			15 and 30 Degree Elbows come in kits	This insures that the installer gets both the offset and return elbow along with an elbow support bracket to make a properly code approved offset.
Twist Lock End Rings	Allows the installer to safely and easily connect and disconnect chimney sections without mechanical fasteners. Encases insulation to prevent exposure to outside elements. No locking bands required.	Factory Installed Starter Section in the Support Box	Allows the installer a safe, quick and easy connection of chimney to the support box.	Limited Lifetime Warranty	The best Warranty in the industry. 15 years 100%, 15 years and up 50%. Gives the installer and home owner the greatest peace of mind in a quality installation.
430 Stainless Steel Inner Wall	Corrosion resistant stainless steel with the smallest amount of expansion when exposed to heat. Prevents hot spots from appearing which could cause a fire.	DuraTech offers 3 support box heights. 12", 24", 36" along with flat and round supports	Gives the installer the most options when dealing with ceiling slopes. Creating the most aesthetically pleasing installation possible.	Adjustable Tee and Wall Support Brackets	Guarantees proper clearance to combustibles, allowing the installer to work around changing exterior wall surfaces, avoiding any field fabrication or code violation.
.020" thick Stainless Steel Inner Wall	Thickest inner wall construction in the industry providing the best protection from creosote fires.	Reduced 10" wide Support Box for 6" diameter DuraTech	Allows for the smallest area of framing while still maintaining safe and approved clearances to combustibles. Could prevent having to reframe around chimney.	Shroud Specifications	Shroud specs allow the installer to create a UL listed shroud to hide the termination at the top of the chase for safest installation.
Light Weight Construction	Light weight Thermo Tech insulation makes pipe sections lighter (5lbs per ft for 6" diameter) to allow the manufacture of 5' lengths, thus the installer has fewer trips up the ladder for a quick and easy installation.	DuraVent offers 3 easy options to attach Connector Pipe to Chimney System with the DVL/DB adapter or the DB slip connector	Allows installer to connect DVL, DuraBlack or stovepipe to the support box or finishing collar for an easy and quick installation. Adapter screws into support box and ensures a firm connection between stovepipe and support box.	Adjustable Height Attic Insulation Shield	Allows the installer to accommodate deep attic insulation without having to field fabricate an extension. Saves time and money.
1" Double Wall Insulated Pipe	Has the smallest outside diameter available to allow easy placement between studs. i.e. 8" O.D. on 6" diameter pipe. Saves from having to reframe around the chimney.			Removable Top Plate and Spark Arrestor on termination cap	Easy cleaning of chimney without having to disconnect and remove the cap. Saves time and money in cleaning.

DuraTech® 5"-8"

Chimney Pipe



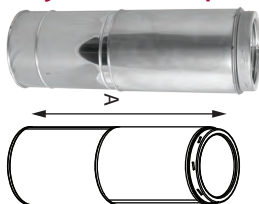
To calculate installed length of 5", 6", 7", or 8" DuraTech Chimney, subtract 1 1/4" from each joint overlap of chimney pipe. Allow a minimum of 2" air space to combustibles when installing DuraTech Chimney.

Note: Short painted Chimney Pipe Sections are available for use in exposed roof support installations.

5" - 8" Diameters - Designed for appliances that are tested and listed for use with a 2100°F HT chimney system, such as wood stoves, fireplaces, furnaces, boilers, ranges, water heaters, or other appliances fueled by wood, oil, coal, or gas. Available in stainless steel (5"-8" SS) or galvalume (6"-8" GA) outer casing and stainless steel inner wall with twist-lock connections. DuraTech 24", 36", 48", and 60" chimney pipe available with additional protective carton filler (CF) for shipping.

SIZE	5"		6"		7"		8"	
	ORDER #	STOCK #	ORDER #	STOCK #	ORDER #	STOCK #	ORDER #	STOCK #
A	5"		6"		7"		8"	
B	7"		8"		9"		10"	
LENGTH								
6" GA	--	--	6DT-06	810000067	7DT-06	810000141	8DT-06	810000209
6" BLACK	5DT-06B	810000055	6DT-06B	810000068	7DT-06B	810000142	8DT-06B	810000210
6" SS	5DT-06SS	810000001	6DT-06SS	810000069	7DT-06SS	810000143	8DT-06SS	810000211
9" GA	--	--	6DT-09	810000070	7DT-09	810000144	8DT-09	810000212
9" BLACK	5DT-09B	810000002	6DT-09B	810000071	7DT-09B	810000145	8DT-09B	810000213
9" SS	5DT-09SS	810000003	6DT-09SS	810000072	7DT-09SS	810000146	8DT-09SS	810000214
12" GA	--	--	6DT-12	810000073	7DT-12	810000147	8DT-12	810000215
12" BLACK	5DT-12B	810000004	6DT-12B	810000074	7DT-12B	810000148	8DT-12B	810000216
12" SS	5DT-12SS	810000005	6DT-12SS	810000075	7DT-12SS	810000149	8DT-12SS	810000217
18" GA	--	--	6DT-18	810000076	7DT-18	810000150	8DT-18	810000218
18" SS	5DT-18SS	810000006	6DT-18SS	810000077	7DT-18SS	810000151	8DT-18SS	810000219
24" GA	--	--	6DT-24	810000078	7DT-24	810000152	8DT-24	810000220
24" GA	--	--	6DT-24CF	810000079	7DT-24CF	810000153	8DT-24CF	810000221
24" SS	5DT-24SS	810000008	6DT-24SS	810000080	7DT-24SS	810000154	8DT-24SS	810000222
24" SS	5DT-24SSCF	810000009	6DT-24SSCF	810000081	7DT-24SSCF	810000155	8DT-24SSCF	810000223
36" GA	--	--	6DT-36	810000082	7DT-36	810000156	8DT-36	810000224
36" GA	--	--	6DT-36CF	810000083	7DT-36CF	810000157	8DT-36CF	810000225
36" SS	5DT-36SS	810000010	6DT-36SS	810000084	7DT-36SS	810000158	8DT-36SS	810000226
36" SS	5DT-36SSCF	810000011	6DT-36SSCF	810000085	7DT-36SSCF	810000159	8DT-36SSCF	810000227
48" GA	--	--	6DT-48	810000086	7DT-48	810000160	8DT-48	810000228
48" GA	--	--	6DT-48CF	810000087	7DT-48CF	810000161	8DT-48CF	810000229
48" SS	5DT-48SS	810000012	6DT-48SS	810000088	7DT-48SS	810000162	8DT-48SS	810000230
48" SS	5DT-48SSCF	810000013	6DT-48SSCF	810000089	7DT-48SSCF	810000163	8DT-48SSCF	810000231
60" GA	--	--	6DT-60CF	810000090	7DT-60CF	810000164	8DT-60CF	810000232
60" SS	5DT-60SSCF	810000014	6DT-60SSCF	810000091	7DT-60SSCF	810000165	8DT-60SSCF	810000233

Adjustable Pipe



Use to add length to DuraTech chimney. Adjusts from 14"-21".

SIZE	6"	8"
A	14"-21"	
ORDER #	6DT-21TASS	8DT-21TASS
STOCK #	810000092	810000234

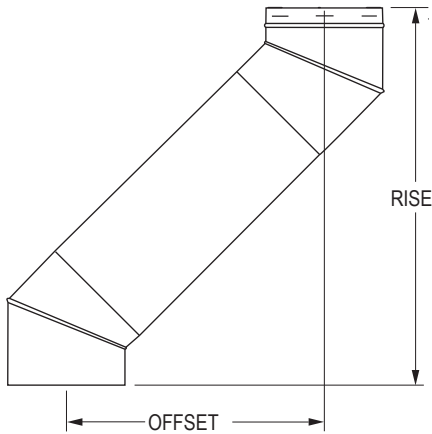
Elbow Kit



Elbow Kit includes: 2 Elbows and 1 Elbow Strap. Use for offsets around obstructions such as rafters, ridgepoles, or joists. May have two pairs of elbows, if needed. Offsets greater than 30° are not permitted in accordance to UL 103 standards. Elbows swivel 360° at base (angles are not adjustable). A pair of elbows is required to return an offset chimney back to vertical. Available in stainless steel (5"-8" SS) or galvalume (6"-8" GA) outer wall.

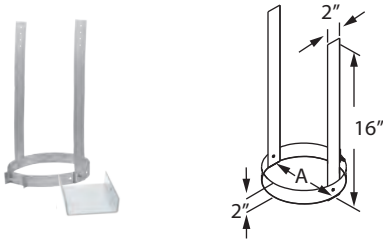
		15°	5"	6"	7"	8"			30°	5"	6"	7"	8"
GA	ORDER #	--		6DT-E15K	7DT-E15K	8DT-E15K	GA	ORDER #	--		6DT-E30K	7DT-E30K	8DT-E30K
	STOCK #	--		810000093	810000166	810000235		STOCK #	--			810000095	810000168
SS	ORDER #	5DT-E15KSS	6DT-E15KSS	7DT-E15KSS	8DT-E15KSS		SS	ORDER #	5DT-E30KSS	6DT-E30KSS	7DT-E30KSS	8DT-E30KSS	
	STOCK #	810000015	810000094	810000167	810000236			STOCK #	810000016	810000096	810000169	810000238	

Elbow Offset Chart For 5"-8" DuraTech



SIZE		5", 6", 7", 8" Diameter	
Elbow Angle from Vertical	Chimney Length Between Elbows	Offset inches	Rise inches
15°	0"	2"	16 1/2"
15°	6"	3 1/4"	21 1/4"
15°	9"	4"	24 1/8"
15°	12"	4 3/4"	27"
15°	18"	6 1/4"	32 3/4"
15°	24"	8"	38 1/2"
15°	36"	11"	50 1/4"
15°	48"	14 1/4"	61 3/4"
15°	48" + 6"	15 1/2"	66 1/2"
15°	48" + 9"	16 1/4"	69 3/8"
15°	48" + 12"	17"	72 1/4"
15°	48" + 18"	18 1/2"	78"
15°	48" + 24"	20"	83 3/4"
30°	0"	4"	15 3/4"
30°	6"	6 1/4"	20"
30°	9"	7 3/4"	22 5/8"
30°	12"	9 1/4"	25 1/4"
30°	18"	12 1/4"	30 1/4"
30°	24"	15 1/4"	35 1/2"
30°	36"	21 1/4"	46"
30°	48"	27 1/4"	56 1/4"
30°	48" + 6"	29 3/4"	60 1/2"
30°	48" + 9"	31 1/4"	63 1/8"
30°	48" + 12"	32 3/4"	65 3/4"
30°	48" + 18"	35 3/4"	71"
30°	48" + 24"	38 3/4"	76"

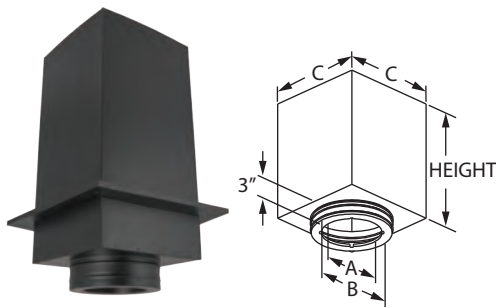
Adjustable Elbow Strap



Use to prevent excessive weight on the elbows by supporting the weight of the chimney. Required to be installed between two elbows in offset installations. Multiple elbow straps may be required for offset installations. Refer to installation instructions.

SIZE	5" & 7"	6" & 8"
A	7", 9"	8", 10"
ORDER #	5DT-AES	6DT-AES
STOCK #	810007985	810007986

Square Ceiling Support Box

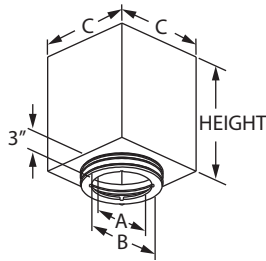


Supports chimney pipe and provides a positive connection between support box and chimney with a built-in twist-lock. Suitable for both flat and cathedral (A-Frame) ceiling applications. Also use in short attic spaces (see instructions). Fits between standard 16" on-center joists and most manufactured home applications. Supports up to 60' of DuraTech Chimney. Use adapter to attach DVL or DuraBlack to the support box. A 2" wide trim collar is included. Painted black. (For adapters see DVL/DuraBlack section.)

CEILING PITCH		
DURABLACK	DVL	USE
0/12 - 4/12	0/12 - 6/12	11" Support box
5/12 - 9/12	7/12 - 13/12	24" Support box
10/12 - 14/12	14/12 - 20/12	36" Support box

SIZE	5"	6"	7"	8"	
A	5 1/4"	6 1/4"	7 1/4"	8 1/4"	
B	9"	9"	11"	11"	
C	11"	12"	13"	14 1/4"	
HEIGHT					
11"	ORDER #	5DT-CS11	6DT-CS11	7DT-CS11	8DT-CS11
	STOCK #	810000018	810000098	810000171	810000240
24"	ORDER #	5DT-CS24	6DT-CS24	7DT-CS24	8DT-CS24
	STOCK #	810000019	810000099	810000172	810000241
36"	ORDER #	5DT-CS36	6DT-CS36	7DT-CS36	8DT-CS36
	STOCK #	810000020	810000100	810000173	810000242

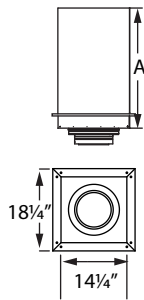
Reduced Clearance Square Ceiling Support Box



Supports chimney pipe and provides a positive connection between support box and chimney with a built-in twist-lock. Suitable for both flat and cathedral (A-Frame) ceiling applications. Also use in short attic spaces (see instructions). Fits between standard 12" on center joists and most manufactured home applications. Supports up to 60' of DuraTech Chimney. Use adapter to attach DVL or DuraBlack to the support box. A 2" wide trim collar is included. Painted black. (For adapters see DVL/DuraBlack section).

SIZE	6"	
A	6 1/4"	
B	9"	
C	10"	
HEIGHT		
24"	ORDER #	6DT-CS24R
	STOCK #	810000101

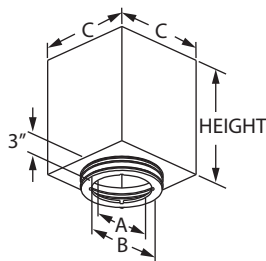
Combustion Air Square Ceiling Support Box



Use with Combustion Air System components. Delivers outdoor air as combustion air to the appliance. Operates as a direct vent system without requiring a second penetration to the building envelope. Black. Patent-pending. For pricing refer to the CAS price list. Supports up to 50' of DuraTech Chimney.

SIZE	6"	6"	8"	8"
A	24"	36"	24"	36"
ORDER #	6CAS-CS24DT	6CAS-CS36DT	8CAS-CS24DT	8CAS-CS36DT
STOCK #	810000867	810000869	810000881	810000883

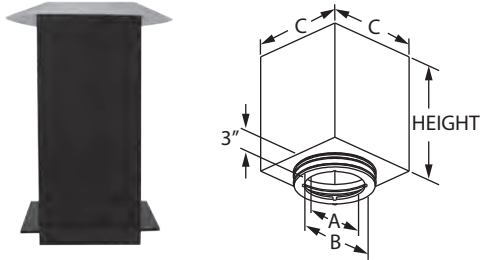
Square Ceiling Support Box w/ Collar



Use with flat, vaulted or cathedral ceilings where there is an attic space above. Supports up to 40' of DuraTech Chimney. The additional Insulation Collar now enables the support box to be qualified as an Attic Insulation Shield. The additional Attic Insulation Shield (DT-AIS) is not required with these support boxes.

SIZE	6"	
A	6 1/4"	
B	9"	
C	12"	
HEIGHT		
24"	ORDER #	6DT-CS24IS
	STOCK #	810009648
36"	ORDER #	6DT-CS36IS
	STOCK #	810009649

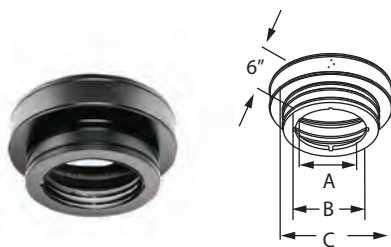
Reduced Square Ceiling Support Box w/ Collar



Use with flat, vaulted or cathedral ceilings where there is an attic space above. Supports can carry up to 40' of DuraTech Chimney. The additional Insulation Collar now enables the support box to be qualified as an Attic Insulation Shield. The additional Attic Insulation Shield (DT-AIS) is not required with these support boxes.

SIZE	6"	
A	6 1/4"	
B	9"	
C	10"	
HEIGHT		
24"	ORDER #	6DT-CS24RIS
	STOCK #	810009650

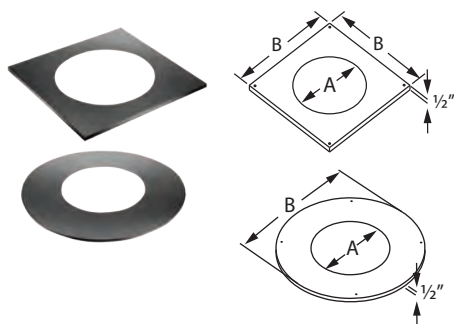
Round Ceiling Support Box



Supports chimney pipe and provides a positive connection between support box and chimney with a built-in twist-lock. Supports up to 60' of DuraTech Chimney. Use adapter to attach DVL or DuraBlack to the support box. Painted black. Trim collars are sold separately. (For adapters see DVL/DuraBlack section).

SIZE	5"	6"	7"	8"
A	5 1/4"	6 1/4"	7 1/4"	8 1/4"
B	9"	9"	11"	11"
C	11"	12"	13"	14"
ORDER #	5DT-RCS	6DT-RCS	7DT-RCS	8DT-RCS
STOCK #	810000021	810000102	810000174	810000243

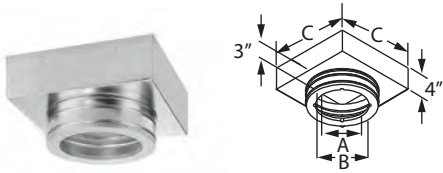
Trim Collar for Round Support Box



Conceals the gap between the Round Ceiling Support Box and the ceiling cutout. Select square or round. Painted black.

SQUARE TRIM COLLAR			ROUND TRIM COLLAR		
SIZE	5"- 6"	7"- 8"	SIZE	5"- 6"	7"- 8"
A	9 1/8"	11 1/8"	A	9 1/8"	11 1/8"
B	14"	16"	B	17 1/2"	21"
ORDER #	5DT-TC	7DT-TC	ORDER #	5DT-TCR	7DT-TCR
STOCK #	810000022	810000175	STOCK #	810000023	810000176


Flat Ceiling Support Box



Supports chimney pipe and provides a positive connection between support box and chimney with a built-in twist-lock. Designed for installation in flat ceilings only. Supports up to 60' of DuraTech Chimney. Use adapter to attach DVL or DuraBlack to the support box. A 2" wide trim collar is included. Not painted, but can be painted with high temperature paint. (For adapters see DVL/DuraBlack section).

SIZE	5"	6"	7"	8"
A	5 1/4"	6 1/4"	7 1/4"	8 1/4"
B	9"	9"	11"	11"
C	11"	12"	13"	14 1/4"
ORDER #	5DT-FCS	6DT-FCS	7DT-FCS	8DT-FCS
STOCK #	810000024	810000103	810000177	810000244

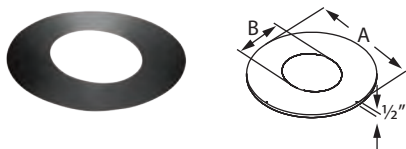
Adjustable Roof Support



Designed to support the DuraTech Chimney and allows the chimney to pass through the roof and extend down the ceiling. Ideal for cathedral ceilings and free-standing appliance installations. Supports a maximum total chimney length of 45' above and 20' chimney below Roof Support. Adjustable to different roof pitches.

SIZE	5" & 7"	6" & 8"
A	7", 9"	8", 10"
ORDER #	5DT-ARS	6DT-ARS
STOCK #	810007991	810007992

Trim Collar for Roof Support



Conceals gap between chimney pipe and ceiling cut out when used with Roof Support. Galvalume. Painted black.

SIZE		5"	6"	7"	8"
A		18"	18"	20"	20"
B		7 1/4"	8 1/4"	9 1/4"	10 1/4"
0/12 - 3/12	ORDER #	5DT-RSTC3	6DT-RSTC3	7DT-RSTC3	8DT-RSTC3
	STOCK #	810000026	810000105	810000179	810000246
4/12 - 6/12	ORDER #	5DT-RSTC6	6DT-RSTC6	7DT-RSTC6	8DT-RSTC6
	STOCK #	810000027	810000106	810000180	810000247
7/12 - 9/12	ORDER #	5DT-RSTC9	6DT-RSTC9	7DT-RSTC9	8DT-RSTC9
	STOCK #	810000028	810000107	810000181	810000248
10/12 - 12/12	ORDER #	5DT-RSTC12	6DT-RSTC12	7DT-RSTC12	8DT-RSTC12
	STOCK #	810000029	810000108	810000182	810000249

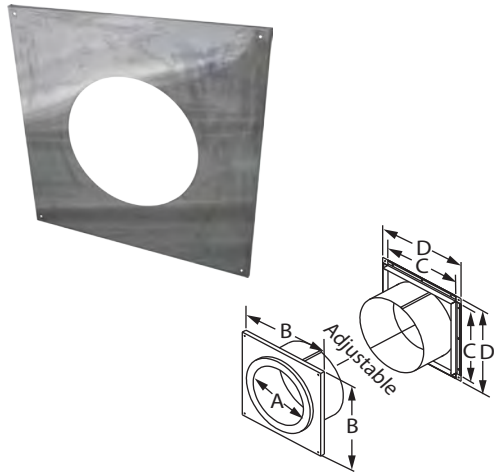
Support Box Rails



Attach to outside of Square Ceiling Support Box to provide level, temporary support. Enables installer to easily fasten the box in place without the need for another pair of hands.

SIZE	6"
ORDER #	6DT-SBRU
STOCK #	810007036

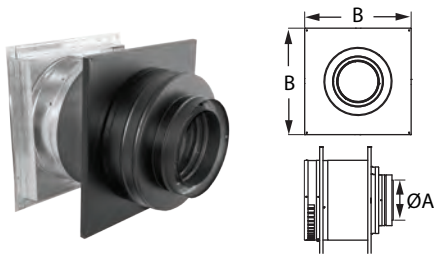
Wall Thimble



Adjusts from a minimum of 4" to a maximum of 10" wall thickness, and fits between standard wall studs. To accommodate thicker walls, the telescoping pieces can be extended up to 16" with a field-fabricated extension installed. Interior trim ring painted black. Must be installed with DuraTech chimney pipe horizontally through the wall and extend 6" into the room beyond the interior wall. (Black painted DuraTech is available). 6" and 8" stainless steel exterior trim available.

SIZE	5"	6"	7"	8"
A	7 1/8"	8 1/8"	9 1/8"	10 1/8"
B	14"	14"	16"	16"
C	10 7/8"	11 7/8"	12 7/8"	13 7/8"
D	13"	14"	15"	16"
ORDER #	5DT-WT	6DT-WT	7DT-WT	8DT-WT
STOCK #	810000030	810000109	810000183	810000250
SS TRIM	5"	6"	7"	8"
ORDER #	--	6DT-WTSS	--	8DT-WTSS
STOCK #	--	810000110	--	810000251

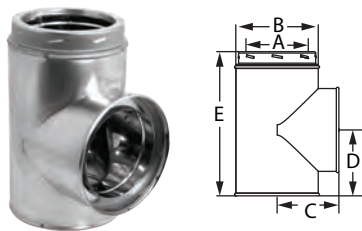
Combustion Air Wall Thimble



Use with Combustion Air System components. Delivers outdoor air as combustion air to the appliance. Operates as a direct vent system without requiring a second penetration to the building envelope. Black. Patent-pending.

SIZE	6"	8"
A	6"	8"
B	16"	18"
ORDER #	6CAS-WTDT	8CAS-WTDT
STOCK #	810000865	810000879

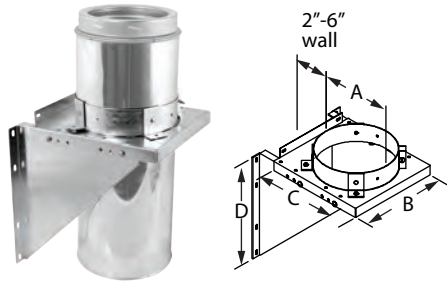
Tee w/ Cap



Use for through-the-wall installations. Includes removable tee cap for easy chimney cleaning or inspection. Wall Straps, a Wall Thimble, and an Adjustable Tee Support Bracket must be installed with the Tee as directed. Available in stainless steel or with a galvalume outer wall and stainless steel inner wall. See installation instructions for proper location and installation of Tee.

SIZE	5"	6"	7"	8"	
A	5"	6"	7"	8"	
B	7"	8"	9"	10"	
C	5 1/2"	6 1/8"	6 1/2"	7 1/8"	
D	6"	6 1/2"	7 1/2"	7 3/4"	
E	12 5/8"	13 7/8"	14 1/4"	15 1/4"	
GA	ORDER #	--	6DT-ST	7DT-ST	8DT-ST
	STOCK #	--	810000113	810000186	810000254
SS	ORDER #	5DT-STSS	6DT-STSS	7DT-STSS	8DT-STSS
	STOCK #	810000036	810000114	810000187	810000255

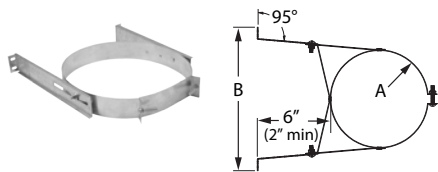
Adjustable Tee Support Bracket



Use as wall support for chimney system. Use of straps is optional. Supports up to 50' of DuraTech Chimney without straps, and 70' of DuraTech Chimney with straps. Attaches to chimney pipe. Can be installed above or below the Tee. If installed below the Tee, a short section of pipe is required. Adjustable base provides 2" to 6" clearance to wall.

SIZE		5"	6"	7"	8"
A		7"	8"	9"	10"
B		10"	10"	12"	12"
C		11"	11"	13"	13"
D		11 3/4"	11 3/4"	13 3/4"	13 3/4"
GA	ORDER #	5DT-TSB	6DT-TSB	7DT-TSB	8DT-TSB
	STOCK #	810000033	810000111	810000184	810000252
SS	ORDER #	5DT-TSBSS	6DT-TSBSS	7DT-TSBSS	8DT-TSBSS
	STOCK #	810000034	810000112	810000185	810000253

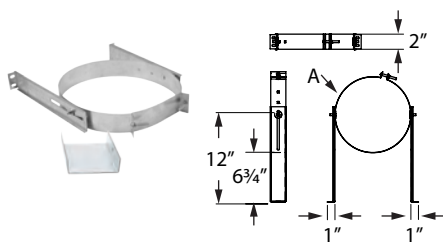
Wall Strap



Use in interior or exterior installations to add lateral support to the chimney. Assures a 2" to 6" clearance to combustible walls. Required every 8'.

SIZE		6"	8"
A		8"	10"
B		11 3/4"	14"
GA	ORDER #	6DT-WS	8DT-WS
	STOCK #	810000137	810000278
SS	ORDER #	6DT-WSSS	8DT-WSSS
	STOCK #	810000138	810000279

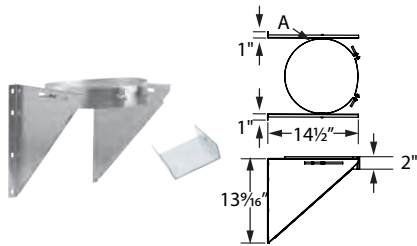
Adjustable Wall Strap



Stabilizes chimney while ensuring a minimum 2" clearance to combustibles. Can adjust out to 6" clearance if needed. One part covers 2 diameters (5" & 7" or 6" & 8").

SIZE		5" & 7"	6" & 8"
A		7", 9"	8", 10"
GA	ORDER #	5DT-AWS	6DT-AWS
	STOCK #	810007987	810007988
SS	ORDER #	5DT-AWS-SS	6DT-AWS-SS
	STOCK #	810008010	810008012

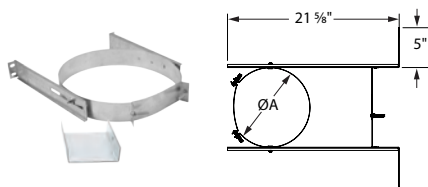
Adjustable Re-Support Bracket



Supports up to 20' of DuraTech chimney. Can be installed above or below the tee. Adjustable base slides easily to provide between 2" and 6" of clearance to the wall. Can be used in place of tee support for chimneys under 20'. Or as an addition to tee support that goes beyond 50'.

SIZE	5" & 7"	6" & 8"
A	7", 9"	8", 10"
ORDER #	5DT-RES	6DT-RES
STOCK #	810007999	810008000

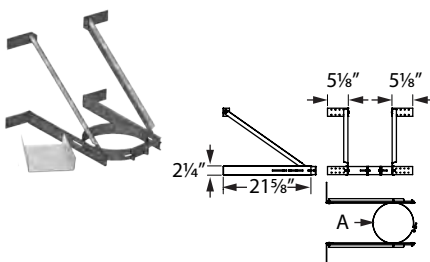
Adjustable Extended Wall Strap



Stabilizes chimney while ensuring a minimum 2" clearance to combustibles. Can adjust out to 6" clearance if needed. One part covers 2 diameters (5" & 7" or 6" & 8"). For 5" diameter, it adjusts from 8 1/2" to 15 1/2". For 6" diameter, it adjusts from 8" to 15". For 7" diameter, it adjusts from 7 1/2" to 14 1/2". For 8" diameter, it adjusts from 7" to 14". Also available in Stainless Steel (SS). Requires a wall strap to be used every 8' to keep the chimney aligned and spaced properly throughout the installation.

SIZE		5" & 7"	6" & 8"
A		7", 9"	8", 10"
GA	ORDER #	5DT-AWSX	6DT-AWSX
	STOCK #	810009651	810009652
SS	ORDER #	5DT-AWSX-SS	6DT-AWSX-SS
	STOCK #	810009960	810009961

Adjustable Extended Wall Support



Use above the tee to provide support when bypassing obstructions or overhangs. Supports up to 20' of chimney. Tee Support is not necessary when using this support. For 5" diameter, it adjusts from 8 1/2" to 15 1/2". For 6" diameter, it adjusts from 8" to 15". For 7" diameter, it adjusts from 7 1/2" to 14 1/2". For 8" diameter, it adjusts from 7" to 14". Also available in Stainless Steel (SS).

SIZE	5" & 7"	5" & 7" (SS)	6" & 8"	6" & 8" (SS)
A	7", 9"	7", 9"	8", 10"	8", 10"
ORDER #	5DT-XWS	5DT-XWS-SS	6DT-XWS	6DT-XWS-SS
STOCK #	810007997	810009962	810007998	810009963

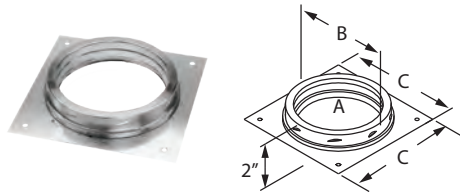
Finishing Collar w/ Adapter



New integrated collar with adapter, fits into the female end of the chimney pipe to provide a decorative black finish. Use on chimney pipe that is suspended with the roof support system or on pipe that is passing through a wall thimble. Provides proper connection to DVL or DuraBlack. No other adapter is needed.

SIZE	5"	6"	7"	8"
ORDER #	5DT-FC	6DT-FC	7DT-FC	8DT-FC
STOCK #	810000037	810000115	810000188	810000256

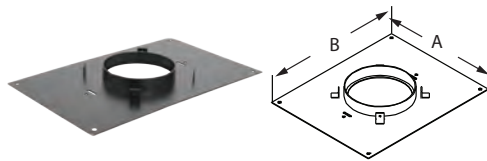
Anchor Plate



Use to attach DuraTech Chimney to an appliance or masonry fireplace. Check with appliance manufacturer to ensure DuraTech Chimney is approved for use.

SIZE	5"	6"	7"	8"
A	5"	6"	7"	8"
B	7"	8"	9"	10"
C	9"	10"	11"	12"
ORDER #	5DT-AP	6DT-AP	7DT-AP	8DT-AP
STOCK #	810000038	810000116	810000189	810000257

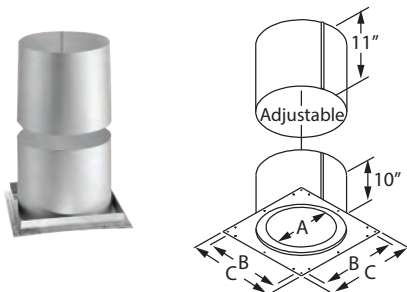
Transition Anchor Plate



Use when converting from DuraLiner to DuraTech in chimney restoration. Use with a DuraLiner Slip Connector and Hanger.

SIZE	6"	6"	6"	6"
A	14"	17"	13"	17"
B	17"	17"	21"	21"
ORDER #	6DT-AP14x17	6DT-AP17x17	6DT-AP13x21	6DT-AP17x21
STOCK #	810000117	810000118	810000119	810000120
SIZE	8"	8"	8"	8"
A	14"	17"	13"	17"
B	17"	17"	21"	21"
ORDER #	8DT-AP14x17	8DT-AP17x17	8DT-AP13x21	8DT-AP17x21
STOCK #	810000258	810000259	810000260	810000261

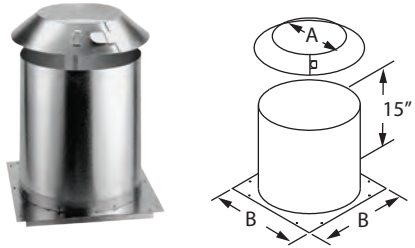
Firestop Radiation Shield



Use in ceiling/floor penetrations when a ceiling support is not used. Not required when passing through the roof. Fits on underside of ceiling and adjusts to cover framing.

SIZE	5"	6"	7"	8"
A	7 1/8"	8 1/8"	9 1/8"	10 1/8"
B	10 7/8"	11 7/8"	12 7/8"	13 7/8"
C	13"	14"	15"	16"
ORDER #	5DT-FRS	6DT-FRS	7DT-FRS	8DT-FRS
STOCK #	810000039	810000121	810000190	810000262

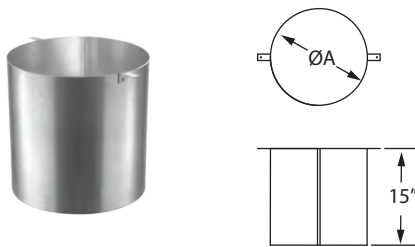
Attic Insulation Shield



Required for installations that pass through an attic to prevent insulation and debris from accumulating near the chimney. Fits over Firestop Radiation Shield or a support box. Consists of two parts – a collar and a base.

SIZE	5"	6"	7"	8"
A	7"	8"	9"	10"
B	13"	14"	15"	16"
ORDER #	5DT-IS	6DT-IS	7DT-IS	8DT-IS
STOCK #	810000040	810000122	810000191	810000263

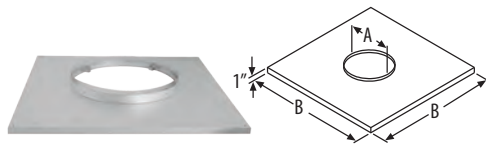
Roof Radiation Shield



Install where a chimney passes through a roof. May be required for Canadian zero-clearance fireplaces, refer to appliance manufacturer's installation instructions.

SIZE	5"	6"	7"	8"
A	9"	10"	11"	12"
ORDER #	5DT-RRS	6DT-RRS	7DT-RRS	8DT-RRS
STOCK #	810000041	810000123	810000192	810000264

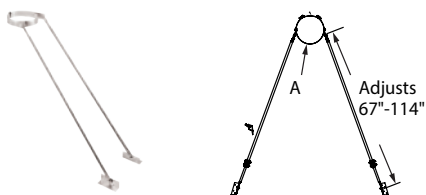
Chase Top Flashing



Encloses the top of a chase while providing a ventilation air passage from the chase. UL Listed. Includes spacer clips. Storm collar not included. Made of galvalume.

SIZE	5"	6"	7"	8"
A	10"	11"	12"	13"
B	18 3/4"	19 3/4"	20 3/4"	21 3/4"
ORDER #	5DT-CTF	6DT-CTF	7DT-CTF	8DT-CTF
STOCK #	810000042	810000124	810000193	810000265

Adjustable Extended Roof Bracket



Extended roof bracket; provides additional support for the chimney when the chimney extends more than 4' beyond the roof; the legs will extend to handle varying roof slopes. New sandwich clamps allow legs to be extended to any length from 67" to 114". No drilling required.

SIZE	5" & 7"	6" & 8"
A	7", 9"	8", 10"
ORDER #	5DT-XRS	6DT-XRS
STOCK #	810007989	810007990

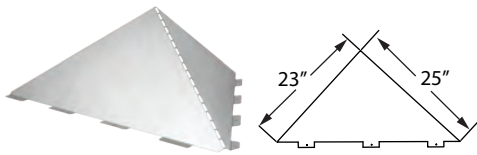
Locking Band



Use for extra security at pipe, elbow, and tee joints. Optional.

SIZE	5"	6"	7"	8"
A	7"	8"	9"	10"
ORDER #	5DT-LB	6DT-LB	7DT-LB	8DT-LB
STOCK #	810000051	810000136	810000204	810000277

Snow Splitter



Three times thicker and stronger, allowing it to stand up against heavier snow loads. Bendable attachment flanges allow it to mount on any roof slope. Use to divert snow around chimney, vent and roof flashing. Constructed of paintable galvanized material. Ships flat for easy assembly. Works with 6", 7", 8", and 10".

SIZE	6"
ORDER #	6DT-SP
STOCK #	810007981

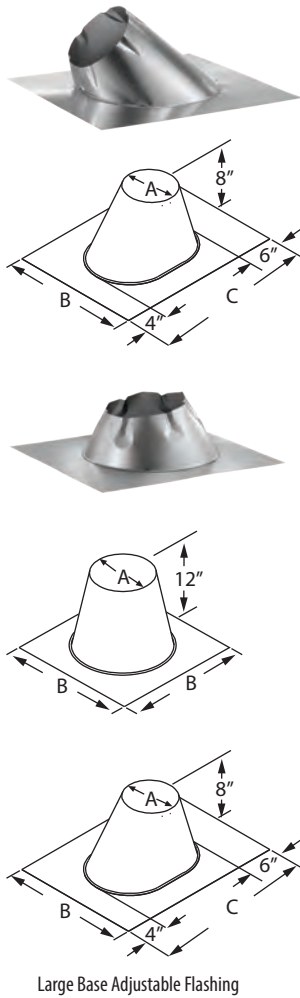
DSA Roof Flashings



Use with metal or tile roofs. Available in sizes 6" and 8" in large base 0/12-6/12 (shown) and 7/12-12/12 styles. Made of dead soft aluminum. Refer to Roof Flashing table for dimensions.

STOCK #		6"	8"
0/12 - 6/12	ORDER #	6DT-F6DSA	8DT-F6DSA
	STOCK #	810000127	810000268
7/12 - 12/12	ORDER #	6DT-F12DSA	8DT-F12DSA
	STOCK #	810000129	810000270

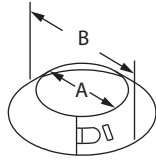
Roof Flashing



Use to weather proof the penetration of chimney pipe through the roof. Storm Collar required. Select roof flashing based on pitch of roof. For example, a 6/12 pitch has a vertical rise of 6" over a horizontal distance of 12". Made of galvalume. 6"-8" available with large base.

ADJUSTABLE SIZE		5"	6"	7"	8"
0/12 - 6/12	A	7 1/2"	8 1/2"	9 1/2"	10 1/2"
	B	19"	20"	21"	22"
	C	26"	27 3/16"	28 3/16"	29 1/2"
	ORDER #	5DT-F6	6DT-F6	7DT-F6	8DT-F6
	STOCK #	810000045	810000126	810000196	810000267
7/12 - 12/12	A	7 1/2"	8 1/2"	9 1/2"	10 1/2"
	B	19"	20"	21"	22"
	C	28 7/16"	30"	31 5/16"	33 1/4"
	ORDER #	5DT-F12	6DT-F12	7DT-F12	8DT-F12
	STOCK #	810000046	810000128	810000197	810000269
13/12 - 18/12	A	7 1/2"	8 1/2"	9 1/2"	10 1/2"
	B	19"	20"	21"	22"
	C	32 3/16"	34 3/8"	36 3/16"	38"
	ORDER #	5DT-F18	6DT-F18	7DT-F18	8DT-F18
	STOCK #	810000047	810000130	810000198	810000271
19/12 - 24/12	A	7 1/2"	8 1/2"	9 1/2"	10 1/2"
	B	19"	20"	21"	22"
	C	37 3/16"	39 1/2"	41 3/4"	44"
	ORDER #	5DT-F24	6DT-F24	7DT-F24	8DT-F24
	STOCK #	810000048	810000131	810000199	810000272
FLAT ROOF		5"	6"	7"	8"
	A	7 1/4"	8 1/4"	9 1/4"	10 1/4"
	B	19 1/16"	20 1/16"	21 5/8"	21 5/8"
	ORDER #	5DT-FF	6DT-FF	7DT-FF	8DT-FF
	STOCK #	810000049	810000132	810000200	810000273
LRG BASE ADJUSTABLE SIZE		5"	6"	7"	8"
0/12 - 6/12	A	--	8 1/4"	9 1/4"	10 1/4"
	B	--	28"	29"	30"
	C	--	27"	28"	29"
	ORDER #	--	6DT-F6L	7DT-F6L	8DT-F6L
	STOCK #	--	810000133	810000201	810000274
7/12 - 12/12	A	--	8 1/4"	9 1/4"	10 1/4"
	B	--	28"	29"	30"
	C	--	30"	31"	33"
	ORDER #	--	6DT-F12L	7DT-F12L	8DT-F12L
	STOCK #	--	810000134	810000202	810000275

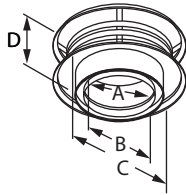
Storm Collar



Required with DuraTech flashing to create a weather-proof penetration through the roof deck. Seal inner edge of the collar to the chimney pipe with non-hardening 500° F high-temperature sealant. Made of aluminum.

SIZE	5" - 6"	7" - 8"
A	7" - 8"	9" - 10"
B	12" - 14"	15" - 16"
ORDER #	5DT-SC	7DT-SC
STOCK #	810000043	810000194


Chimney Cap



Required where pipe terminates above the roof line. Removable screws allow for cleaning of the chimney and spark arrestor screen. Made of stainless steel. See with optional Spark Arrestor screen below.

SIZE	5"	6"	7"	8"
A	5"	6"	7"	8"
B	7"	8"	9"	10"
C	11"	11"	15"	15"
D	6 1/2"	6 1/2"	6 1/2"	6 1/2"
ORDER #	5DT-VC	6DT-VC	7DT-VC	8DT-VC
STOCK #	810000050	810000135	810000203	810000276

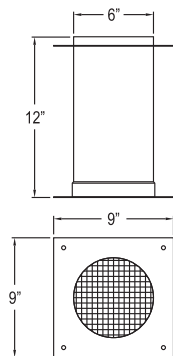
Spark Arrestor



Use on inside of cap. Optional Spark Arrestor may be required.

SIZE	5" - 8"
ORDER #	5DT-SA
STOCK #	810000054

Chase Air Intake w/ Rodent Guard

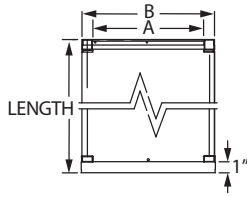


Allows required ventilation air into chase. Screen keeps rodents out.

SIZE	6"
ORDER #	6DT-CAI
STOCK #	810000502

DuraTech® 10"-24"

Chimney Pipe



To calculate installed length of 10", 12", 14", 16", 18", 20", 22" or 24" DuraTech Chimney, subtract 1" from each joint overlap of chimney pipe. Important: Allow a minimum of 2" air space to combustibles when installing DuraTech Chimney.

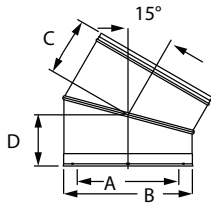
10" - 24" Diameters - Designed for appliances that are tested and listed for use with a 1700°F rated chimney system, such as zero-clearance or masonry fireplaces, furnaces, boilers, water heaters, ranges, or other appliances fueled by oil, coal, gas, or wood. Tested to UL 103 and listed under MH 7399. Available in galvalume (GA) and stainless steel (SS) outer wall and stainless steel inner wall. Requires fastening with screws.

DuraTech (10"-16" diameters) 24" and 36" chimney pipe is available with additional protective carton filler for shipping. Available items have stock numbers with (CF). 18"-24" diameters are built to order and are not returnable.

SIZE	10"		12"		14"	
	ORDER #	STOCK #	ORDER #	STOCK #	ORDER #	STOCK #
A	10"		12"		14"	
B	12"		14"		16"	
6" GA	10DT-06	810000282	12DT-06	810000320	14DT-06	810000354
12" GA	10DT-12	810000283	12DT-12	810000321	14DT-12	810000355
12" SS	10DT-12SS	810000284	12DT-12SS	810000322	14DT-12SS	810000356
18" GA	10DT-18	810000285	12DT-18	810000323	14DT-18	810000357
18" SS	10DT-18SS	810000286	12DT-18SS	810000324	14DT-18SS	810000358
24" GA	10DT-24	810000287	12DT-24	810000325	14DT-24	810000359
24" GA	10DT-24CF	810000288	12DT-24CF	810000326	--	--
24" SS	10DT-24SS	810000289	12DT-24SS	810000327	14DT-24SS	810000360
36" GA	10DT-36	810000290	12DT-36	810000328	14DT-36	810000361
36" GA	10DT-36CF	810000291	12DT-36CF	810000329	--	--
36" SS	10DT-36SS	810000292	12DT-36SS	810000330	14DT-36SS	810000362

SIZE	16"		18"		20"		22"		24"	
	ORDER #	STOCK #	ORDER #	STOCK #	ORDER #	STOCK #	ORDER #	STOCK #	ORDER #	STOCK #
A	16"		18"		20"		22"		24"	
B	18"		20"		22"		24"		26"	
6" GA	16DT-06	810000386	--	--	--	--	--	--	--	--
12" GA	16DT-12	810000387	18DT-12	810000418	20DT-12	810000442	22DT-12	810000466	24DT-12	810000489
12" SS	16DT-12SS	810000388	18DT-12SS	810000419	20DT-12SS	810000443	22DT-12SS	810000467	24DT-12SS	810000490
18" GA	16DT-18	810000389	18DT-18	810000420	20DT-18	810000444	22DT-18	810000468	24DT-18	810000491
18" SS	16DT-18SS	810000390	18DT-18SS	810000421	20DT-18SS	810000445	22DT-18SS	810000469	24DT-18SS	810000492
24" GA	16DT-24	810000391	18DT-24	810000422	20DT-24	810000446	22DT-24	810000470	24DT-24	810000493
24" SS	16DT-24SS	810000392	18DT-24SS	810000423	20DT-24SS	810000447	22DT-24SS	810000471	24DT-24SS	810000494
36" GA	16DT-36	810000393	18DT-36	810000424	20DT-36	810000448	22DT-36	810000472	24DT-36	810000495
36" SS	16DT-36SS	810000394	18DT-36SS	810000425	20DT-36SS	810000449	22DT-36SS	810000473	24DT-36SS	810000496

15° Elbow

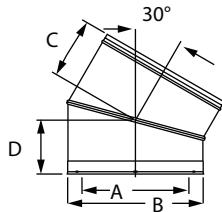


Use for offsets around obstructions such as rafters, ridgepoles, or joists. May have one pair of elbows if needed. Offsets greater than 30° are not permitted in accordance to UL 103 standards. Large diameters are restricted to one pair of elbows.

Available in galvalume (GA) and stainless steel (SS) outer wall and stainless steel inner wall. Fasten with screws.

SIZE	10"	12"	14"	16"	SIZE	18"	20"	22"	24"		
A	10"	12"	14"	16"	A	18"	20"	22"	24"		
B	12"	14"	16"	18"	B	20"	22"	24"	26"		
C	6 3/4"	6 3/4"	6 3/4"	7 1/4"	C	9"	9"	9"	9"		
D	7"	7"	7"	6 1/2"	D	9"	9"	9"	9"		
GA	ORDER #	10DT-E15	12DT-E15	14DT-E15	16DT-E15	GA	ORDER #	18DT-E15	20DT-E15	22DT-E15	24DT-E15
	STOCK #	810000293	810000331	810000363	810000395		STOCK #	810000426	810000450	810000474	810000497
SS	ORDER #	10DT-E15SS	12DT-E15SS	14DT-E15SS	16DT-E15SS	SS	ORDER #	18DT-E15SS	20DT-E15SS	22DT-E15SS	24DT-E15SS
	STOCK #	810000294	810000332	810000364	810000396		STOCK #	810000427	810000451	810000475	810000498

30° Elbow

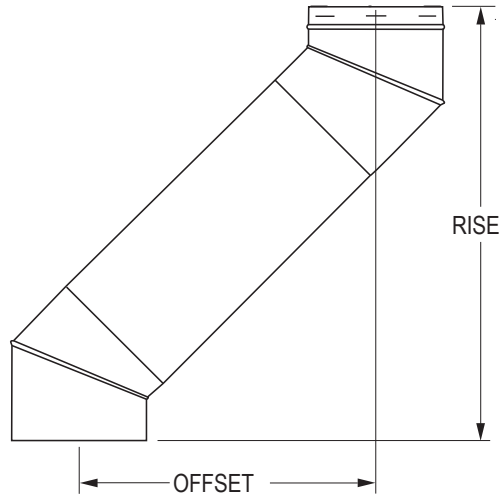


Use for offsets around obstructions such as rafters, ridgepoles, or joists. May have one pair of elbows if needed. Offsets greater than 30° are not permitted in accordance to UL 103 standards. Large diameters are restricted to one pair of elbows.

Available in galvalume (GA) and stainless steel (SS) outer wall and stainless steel inner wall. Fasten with screws.

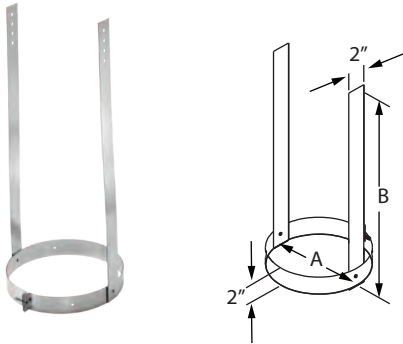
SIZE	10"	12"	14"	16"	SIZE	18"	20"	22"	24"		
A	10"	12"	14"	16"	A	18"	20"	22"	24"		
B	12"	14"	16"	18"	B	20"	22"	24"	26"		
C	5 7/8"	6 1/8"	6 3/8"	6 5/8"	C	9"	9"	9"	9"		
D	6 5/8"	6 7/8"	7 1/8"	7 3/8"	D	9"	9"	9"	9"		
GA	ORDER #	10DT-E30	12DT-E30	14DT-E30	16DT-E30	GA	ORDER #	18DT-E30	20DT-E30	22DT-E30	24DT-E30
	STOCK #	810000295	810000333	810000365	810000397		STOCK #	810000428	810000452	810000476	810000499
SS	ORDER #	10DT-E30SS	12DT-E30SS	14DT-E30SS	16DT-E30SS	SS	ORDER #	18DT-E30SS	20DT-E30SS	22DT-E30SS	24DT-E30SS
	STOCK #	810000296	810000334	810000366	810000398		STOCK #	810000429	810000453	810000477	810000500

Large Diameter Elbow Offset Charts For 10"- 24" DuraTech



SIZE		10", 12", 14", 16" Diameter		SIZE		18", 20", 22", 24" Diameter	
Elbow Angle from Vertical	Chimney Length Between Elbows	Offset inches	Rise inches	Elbow Angle from Vertical	Chimney Length Between Elbows	Offset inches	Rise inches
15°	0"	2 3/4"	22 1/4"	15°	0"	4 1/2"	34 1/2"
15°	6"	4 1/4"	27 1/4"	15°	12"	7 1/4"	45"
15°	12"	5 3/4"	33 1/4"	15°	18"	8 3/4"	50 3/4"
15°	18"	7 1/4"	39"	15°	24"	10 1/4"	56 1/2"
15°	24"	9"	44 3/4"	15°	36"	13 1/2"	68 1/4"
15°	36"	12"	56 1/4"	15°	24"+24"	16 1/4"	78 3/4"
15°	24"+24"	14 3/4"	66 3/4"	30°	0"	8 1/2"	32 3/4"
30°	0"	6 1/4"	23 3/4"	30°	12"	14"	42 1/4"
30°	6"	8 3/4"	27 3/4"	30°	18"	17"	47 1/2"
30°	12"	11 3/4"	33"	30°	24"	20"	52 3/4"
30°	18"	14 3/4"	38 1/4"	30°	36"	26"	63"
30°	24"	17 3/4"	43 1/4"	30°	24"+24"	31 1/2"	72 1/2"
30°	36"	23 3/4"	53 3/4"				
30°	24"+24"	29"	63"				

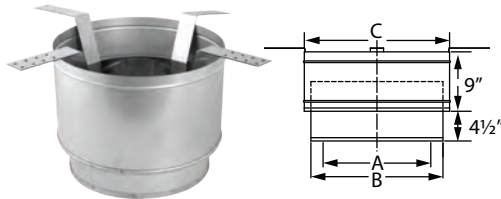
Elbow Strap



Use to prevent excessive weight on the elbows by supporting the weight of the chimney. Required to be installed between two elbows in offset installations. Multiple elbow straps may be required for offset installations. Refer to installation instructions.

SIZE	10"	12"	14"	16"
A	12"	14"	16"	18"
B	30"	30"	30"	30"
ORDER #	10DT-ES	12DT-ES	14DT-ES	16DT-ES
STOCK #	810000297	810000335	810000367	810000399
SIZE	18"	20"	22"	24"
A	20"	22"	24"	26"
B	36"	36"	36"	36"
ORDER #	18DT-ES	20DT-ES	22DT-ES	24DT-ES
STOCK #	810000430	810000454	810000478	810000501

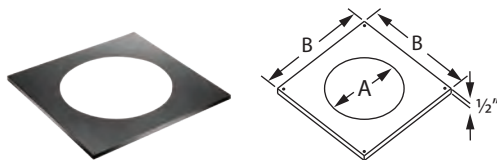
Round Ceiling Support Box



Supports chimney pipe and provides a positive connection between support box and chimney. Supports up to 40' of DuraTech Chimney. Trim collars are sold separately. (For 10" use DuraBlack Slip Connector to attach DuraBlack to the support box. See DuraBlack section).

SIZE	10"	12"	14"	16"
A	10 5/16"	12 5/16"	14 5/16"	16 5/16"
B	14"	16"	18"	20"
C	16"	18"	20"	22"
ORDER #	10DT-RCS	12DT-RCS	14DT-RCS	16DT-RCS
STOCK #	810000298	810000336	810000368	810000400

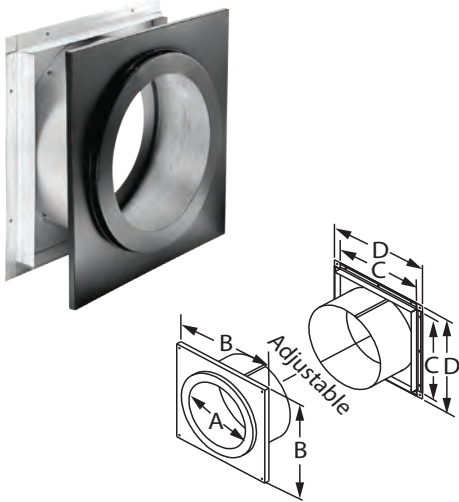
Trim Collar for Round Support Box



Conceals gap between chimney pipe and ceiling cut-out when used with Round Ceiling Support Box. Galvalume. Painted black.

SIZE	10"	12"	14"	16"
A	14 1/4"	16 1/4"	18 1/4"	20 1/4"
B	20"	22"	24"	26"
ORDER #	10DT-TCR	12DT-TCR	14DT-TCR	16DT-TCR
STOCK #	810000299	810000337	810000369	810000401

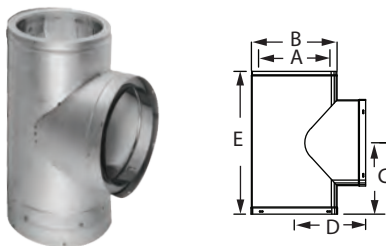
Wall Thimble



Use to provide clearance to combustibles. Adjusts from a minimum of 4" to a maximum of 10" wall thickness, and fits between standard wall studs. To accommodate thicker walls, the telescoping pieces can be extended up to 16" with a field-fabricated extension installed. Interior trim ring painted black. Must be installed with DuraTech chimney pipe horizontally through the wall and extend 6" into the room beyond the interior wall.

SIZE	10"	12"	14"	16"
A	12 1/8"	14 1/8"	16 1/8"	18 1/8"
B	20"	22"	24"	26"
C	15 7/8"	17 7/8"	19 7/8"	21 1/8"
D	18"	20"	22"	24"
ORDER #	10DT-WT	12DT-WT	14DT-WT	16DT-WT
STOCK #	810000300	810000338	810000370	810000402

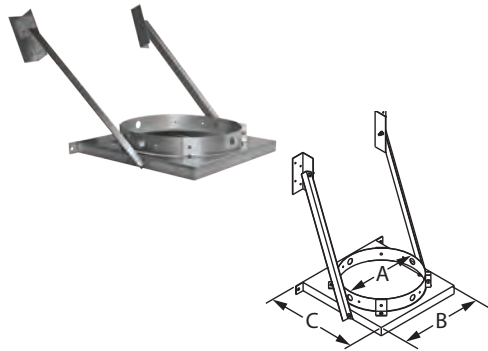
Tee w/ Cap



Use for through-the-wall installations. Includes removable Tee Cap for easy chimney cleaning or inspection. Wall Straps, a Wall Thimble, and an Adjustable Tee Support Bracket must be installed with the Tee as directed. Available in stainless steel or with a galvalume outer wall and stainless steel inner wall. 18"-24" Tee is not UL listed. See installation instructions for proper location and installation of Tee.

SIZE	10"	12"	14"	16"	
A	10"	12"	14"	16"	
B	12"	14"	16"	18"	
C	10"	11"	12"	13"	
D	10"	11"	12"	13"	
E	20"	22"	24"	26"	
GA	ORDER #	10DT-T	12DT-T	14DT-T	16DT-T
	STOCK #	810000301	810000339	810000371	810000403
SS	ORDER #	10DT-TSS	12DT-TSS	14DT-TSS	16DT-TSS
	STOCK #	810000302	810000340	810000372	810000404
SIZE	18"	20"	22"	24"	
A	18"	20"	22"	24"	
B	20"	22"	24"	26"	
C	14"	15"	16"	17"	
D	14"	15"	16"	17"	
E	28"	30"	32"	34"	
GA	ORDER #	18DT-T	20DT-T	22DT-T	24DT-T
	STOCK #	810000439	810000463	810000486	810000509
SS	ORDER #	18DT-TSS	20DT-TSS	22DT-TSS	24DT-TSS
	STOCK #	810000440	810000464	810000487	810000510

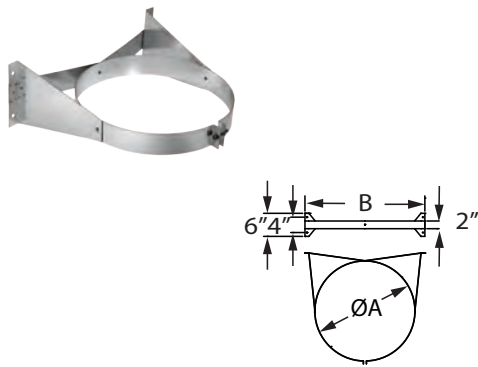
Tee Support Bracket



Use as wall support for chimney system. Supports up to 30' of DuraTech Chimney. Attaches to chimney pipe. Can be installed above or below the Tee. If installed below the Tee, a short section of pipe is required.

SIZE	10"	12"	14"	16"
A	12"	14"	16"	18"
B	14"	16"	18"	20"
C	15 1/8"	17 1/8"	19 1/8"	21 1/8"
ORDER #	10DT-TSB	12DT-TSB	14DT-TSB	16DT-TSB
STOCK #	810000303	810000341	810000373	810000405

Wall Strap



Use in interior or exterior installations to add lateral support to the chimney. Assures a 2" clearance to combustible walls. Required every 4'.

SIZE	10"	12"	14"	16"
A	12"	14"	16"	18"
B	16"	18"	20"	22"
ORDER #	10DT-WS	12DT-WS	14DT-WS	16DT-WS
STOCK #	810000316	810000353	810000385	810000417

SIZE	18"	20"	22"	24"
A	20"	22"	24"	26"
B	23"	25"	27"	29"
ORDER #	18DT-WS	20DT-WS	22DT-WS	24DT-WS
STOCK #	810000441	810000465	810000488	810000511

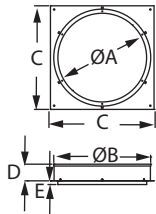
Finishing Collar



Fits over the female end of the chimney pipe to provide a decorative black finish. Use on chimney pipe that is suspended with the roof support system or on pipe that is passing through a wall thimble.

SIZE	10"	12"	14"	16"	18"	20"	22"	24"
A	10"	12"	14"	16"	18"	20"	22"	24"
B	12"	14"	16"	18"	20"	22"	24"	26"
ORDER #	10DT-FC	12DT-FC	14DT-FC	16DT-FC	18DT-FC	20DT-FC	22DT-FC	24DT-FC
STOCK #	810000304	810009951	810009952	810009953	810009954	810009955	810009956	810009957

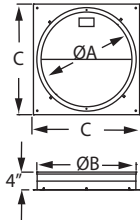

Anchor Plate



Use as a starter section for DuraTech. Bolts directly to masonry fireplace outlet.

SIZE	10"	12"	14"	16"
A	10"	12"	14"	16"
B	12 1/16"	14 1/16"	16 1/16"	18 1/16"
C	14"	16"	18"	20"
D	7/8"	7/8"	7/8"	7/8"
E	1"	1"	1"	1"
ORDER #	10DT-AP	12DT-AP	14DT-AP	16DT-AP
STOCK #	810000305	810000342	810000374	810000406
SIZE	18"	20"	22"	24"
A	18"	20"	22"	24"
B	20 1/16"	22 1/16"	24 1/16"	26 1/16"
C	22"	24"	26"	28"
D	1"	1"	1"	1"
E	1"	1"	1"	1"
ORDER #	18DT-AP	20DT-AP	22DT-AP	24DT-AP
STOCK #	810000431	810000455	810000479	810000502

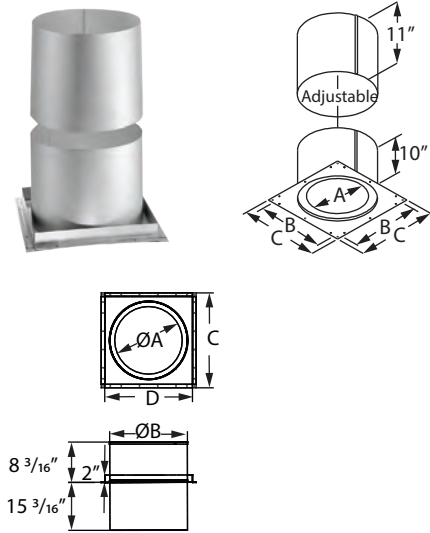
Anchor Plate w/ Damper



Use as a starter section for DuraTech. Bolts directly to fireplace outlet. Damper section allows chimney to be closed when fireplace is not in use. Includes chain and lintel hook.

SIZE	10"	12"	14"	16"
A	10"	12"	14"	16"
B	12"	14"	16"	18"
C	14"	16"	18"	20"
ORDER #	10DT-APD	12DT-APD	14DT-APD	16DT-APD
STOCK #	810000306	810000343	810000375	810000407
SIZE	18"	20"	22"	24"
A	18"	20"	22"	24"
B	20"	22"	24"	26"
C	22"	24"	26"	28"
ORDER #	18DT-APD	20DT-APD	22DT-APD	24DT-APD
STOCK #	810000432	810000456	810000480	810000503

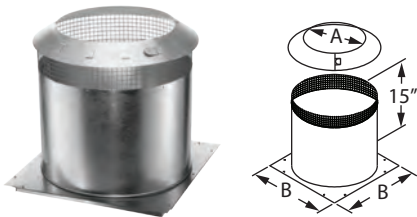
Firestop Radiation Shield



Use in ceiling/floor penetrations other than those that include the ceiling support. Fits on underside of ceiling and adjusts to cover framing.

SIZE	10"	12"	14"	16"
A	12 1/8"	14 1/8"	16 1/8"	18 1/8"
B	15 7/8"	17 7/8"	19 7/8"	21 7/8"
C	18"	20"	22"	24"
D	--	--	--	--
ORDER #	10DT-FRS	12DT-FRS	14DT-FRS	16DT-FRS
STOCK #	810000307	810000344	810000376	810000408
SIZE	18"	20"	22"	24"
A	20 1/8"	22 1/8"	24 1/8"	26 1/8"
B	23"	25"	27"	29"
C	26"	28"	30"	32"
D	24"	26"	28"	30"
ORDER #	18DT-FRS	20DT-FRS	22DT-FRS	24DT-FRS
STOCK #	810000433	810000457	810000481	810000504

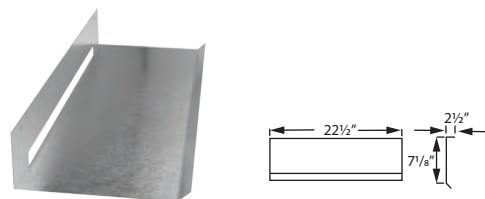
Attic Insulation Shield



Use in installations that pass through an attic to prevent insulation and debris from accumulating near the chimney, unless chimney is enclosed through attic. Fits over Firestop Radiation Shield or a support box. Consists of two parts – a collar and a base. Mesh sleeve around top.

SIZE	10"	12"	14"	16"
A	12"	14"	16"	18"
B	18"	20"	22"	24"
ORDER #	10DT-IS	12DT-IS	14DT-IS	16DT-IS
STOCK #	810000308	810000345	810000377	810000409
SIZE	18"	20"	22"	24"
A	20"	22"	24"	26"
B	26"	28"	30"	32"
ORDER #	18DT-IS	20DT-IS	22DT-IS	24DT-IS
STOCK #	810000434	810000458	810000482	810000505

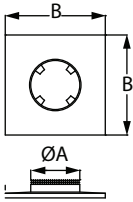

Roof Radiation Shield



Required at top of chase enclosure or where chimney passes through the roof. Not required if chimney is unenclosed in the attic. Four plates (included) make up one shield.

SIZE	STOCK #
18" - 24"	18DT-RRS
STOCK #	810000435

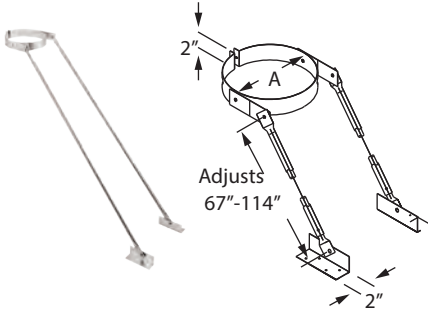
Chase Top Flashing



Encloses the top of a chase while providing a ventilation air passage from the chase. UL Listed. Includes spacer clips. Storm collar not included. Made of galvalume.

SIZE	10"	12"	14"	16"
A	15"	17"	19"	21"
B	34"	36"	38"	40"
ORDER #	10DT-CTF	12DT-CTF	14DT-CTF	16DT-CTF
STOCK #	810000309	810000346	810000378	810000410
SIZE	18"	20"	22"	24"
A	23"	25"	27"	26"
B	40"	40"	40"	40"
ORDER #	18DT-CTF	20DT-CTF	22DT-CTF	24DT-CTF
STOCK #	810000436	810000459	810000483	810000506

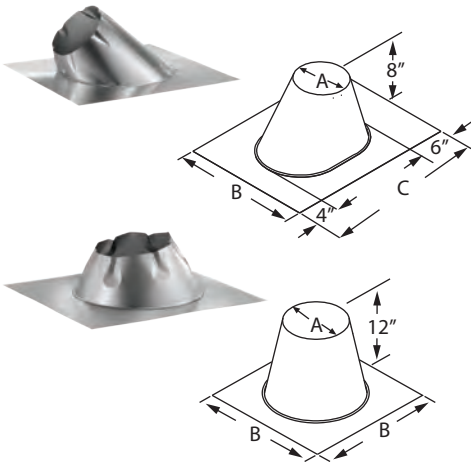
Extended Roof Bracket



Use to support the chimney when it extends more than 5' above the roof. Provides stability to chimney against wind and snow. Mounting brackets and adjustable tubing included.

SIZE	10"	12"	14"	16"
A	12"	14"	16"	18"
ORDER #	10DT-XRB	12DT-XRB	14DT-XRB	16DT-XRB
STOCK #	810000310	810000347	810000379	810000411

Roof Flashing



Use to weather proof the penetration of chimney pipe through the roof. Storm Collar required. Select roof flashing based on pitch of roof. For example, a 6/12 pitch has a vertical rise of 6" over a horizontal distance of 12". Made of galvalume.

0/12 - 6/12	10"	12"	14"	16"
A	12 1/2"	14 1/2"	16 1/2"	18 1/2"
B	32"	32"	36"	38"
C	30"	34"	34"	36"
ORDER #	10DT-F6	12DT-F6	14DT-F6	16DT-F12
STOCK #	810000312	810000349	810000381	810000413
FLAT ROOF	10"	12"	14"	16"
A	12 1/2"	14 1/2"	16 1/2"	18 1/2"
B	24"	26"	28"	30"
ORDER #	10DT-FF	12DT-FF	14DT-FF	16DT-FF
STOCK #	810000313	810000350	810000382	810000414

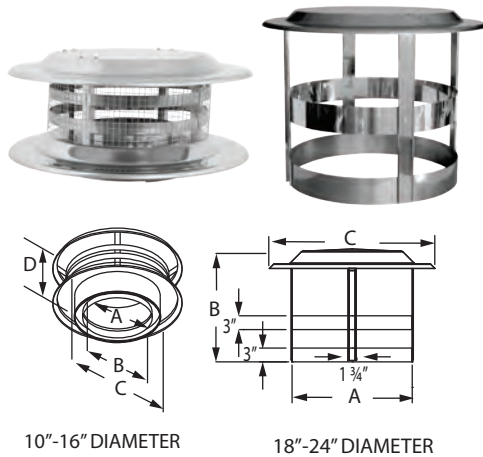
Storm Collar



Required with DuraTech flashing to create a weather-proof penetration through the roof deck. Seal inner edge of the collar to the chimney pipe with non-hardening 500°F high-temperature sealant.

SIZE	10"	12"	14"	16"
A	12"	14"	16"	18"
B	23"	25"	27"	29"
ORDER #	10DT-SC	12DT-SC	14DT-SC	16DT-SC
STOCK #	810000311	810000348	810000380	810000412
SIZE	18"	20"	22"	24"
A	20"	22"	24"	26"
B	31"	33"	35"	37"
ORDER #	18DT-SC	20DT-SC	22DT-SC	24DT-SC
STOCK #	810000437	810000461	810000484	810000507

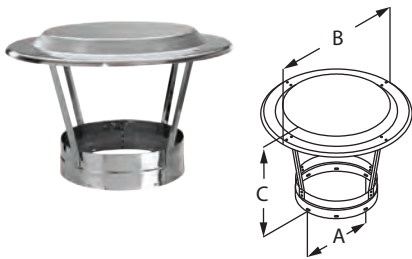
Chimney Cap



Required where pipe terminates above the roof line. Removable screws allow for cleaning of the chimney and spark arrestor screen. Made of stainless steel.

SIZE	10"	12"	14"	16"
A	10"	12"	14"	16"
B	12"	14"	16"	18"
C	22"	22"	26"	26"
D	10 1/2"	10 1/2"	10 1/2"	10 1/2"
ORDER #	10DT-VC	12DT-VC	14DT-VC	16DT-VC
STOCK #	810000314	810000351	810000383	810000415
SIZE	18"	20"	22"	24"
A	20 1/8"	22 1/8"	24 1/8"	26 1/8"
B	20"	20"	20"	20"
C	30"	32"	34"	36"
ORDER #	18DT-VC	20DT-VC	22DT-VC	24DT-VC
STOCK #	810000438	810000462	810000485	810000508

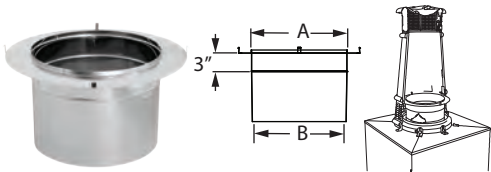
Economy Chimney Cap



Required where pipe terminates above the roof line. Removable screws allow for cleaning of the chimney and spark arrestor screen. Made of stainless steel. Optional spark arrestor screen available.

SIZE	10"	12"	14"	16"
A	12 1/8"	14 1/8"	16 1/8"	18 1/8"
B	22"	22"	26"	26"
C	13 7/16"	13 3/4"	15 7/16"	15 5/8"
ORDER #	10DT-VCE	12DT-VCE	14DT-VCE	16DT-VCE
STOCK #	810000315	810000352	810000384	810000416

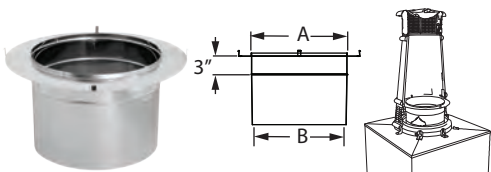
European Copper Adapter - King Model



Use for installing the European Copper Chimney Pots King model shroud/pot onto DuraTech chimney.

SIZE	10"	12"	14"
A	10"	12"	14"
B	9 1/2"	11 1/2"	13 1/2"
ORDER #	10DCA-ECK	12DCA-ECK	14DCA-ECK
STOCK #	810000801	810000822	810000843

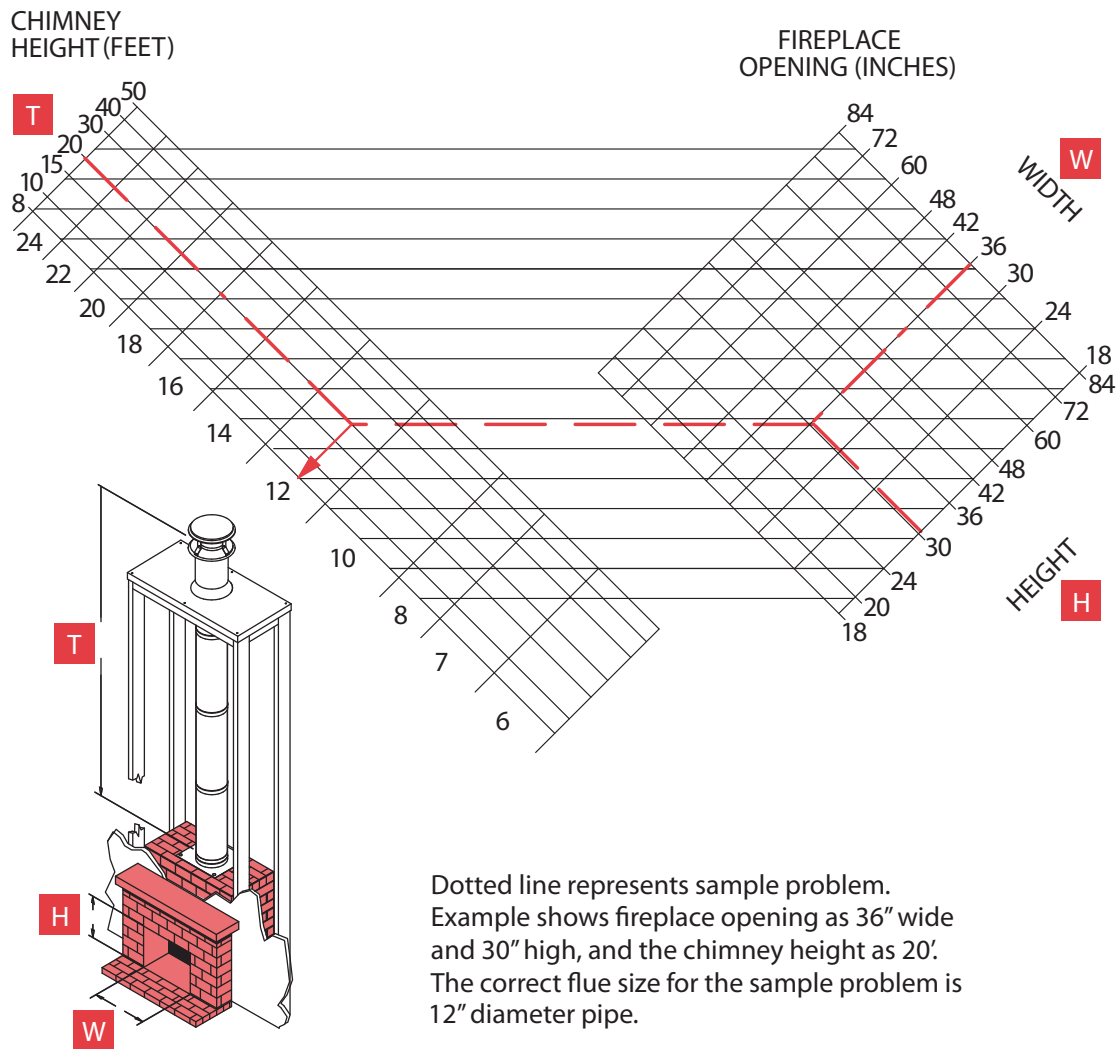
European Copper Adapter - Bishop Model



Use for installing the European Copper Chimney Pots Bishop model shroud/pot onto DuraTech chimney. King model shown.


SIZE	10"	12"	14"	16"
A	10"	12"	14"	16"
B	9 1/2"	11 1/2"	13 1/2"	15 1/2"
ORDER #	10DCA-ECB	12DCA-ECB	14DCA-ECB	16DCA-ECB
STOCK #	810000802	810000823	810000844	810000864

Chimney Sizing Chart For Fireplace Installations





DuraTech Canada
High Temperature, 1" Double- Wall,
All-Fuel Chimney System,
ULC S629, ULC S604, and ULC S610 .



Specifications

Applications

DuraTech Canada (DTC) is a double-wall, all-fuel chimney system for use with wood stoves, wood fireplaces and other appliances using wood, oil, gas, or coal.

Materials and Construction

.016" 441 stainless steel inner wall.
.016" 430 stainless steel outer wall.
1" high-temperature mineral wool insulation

Clearances

2" clearance to combustibles

Diameters

6", 7", 8"
(5" & 10" available on build-to-order basis. Contact us for details.)

Listings

ULC S629, ULC S604, and ULC S610

ULC S629, ULC S604, and ULC S610 System

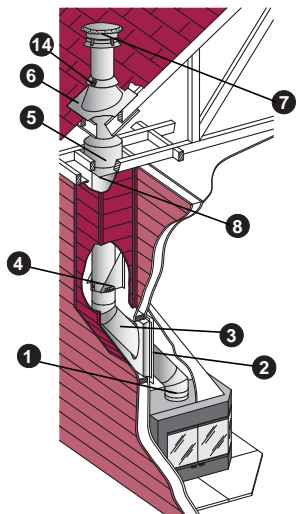
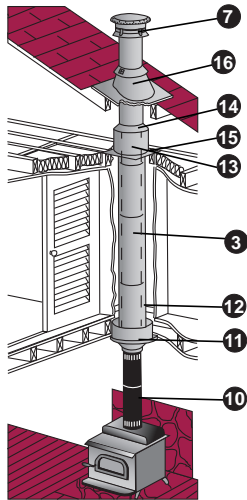
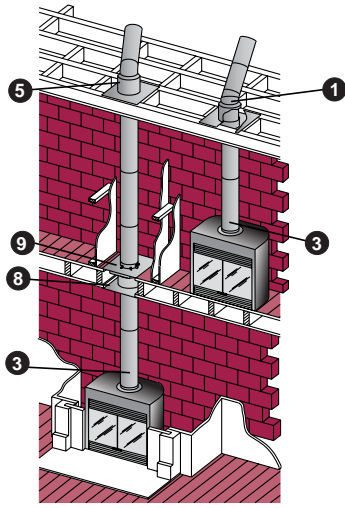
DuraTech. Canada

DuraTech Canada (DTC) is a double-wall, all-fuel chimney system for use with wood stoves, wood fireplaces and other appliances using wood, oil, gas, or coal. The use of stainless steel, selected for its resistance to high temperatures and corrosion, lends outstanding durability to the DuraTech Canada high-temperature chimney.

DuraTech Canada features 1" of high-temperature mineral wool insulation. This insulation minimizes heat loss through the chimney walls and can withstand intense heat. The free-floating inner lining is attached only to the male coupler at the top, expanding and contracting freely with temperature fluctuations. The external casing carries the structural load. All DTC pipe lengths, elbows, and other fittings feature fast and easy twist-lock assembly with just one-eighth turn. Even better, DTC uses universal support hardware to speed up installation and to dramatically reduce the number of SKUs you need to keep in inventory.



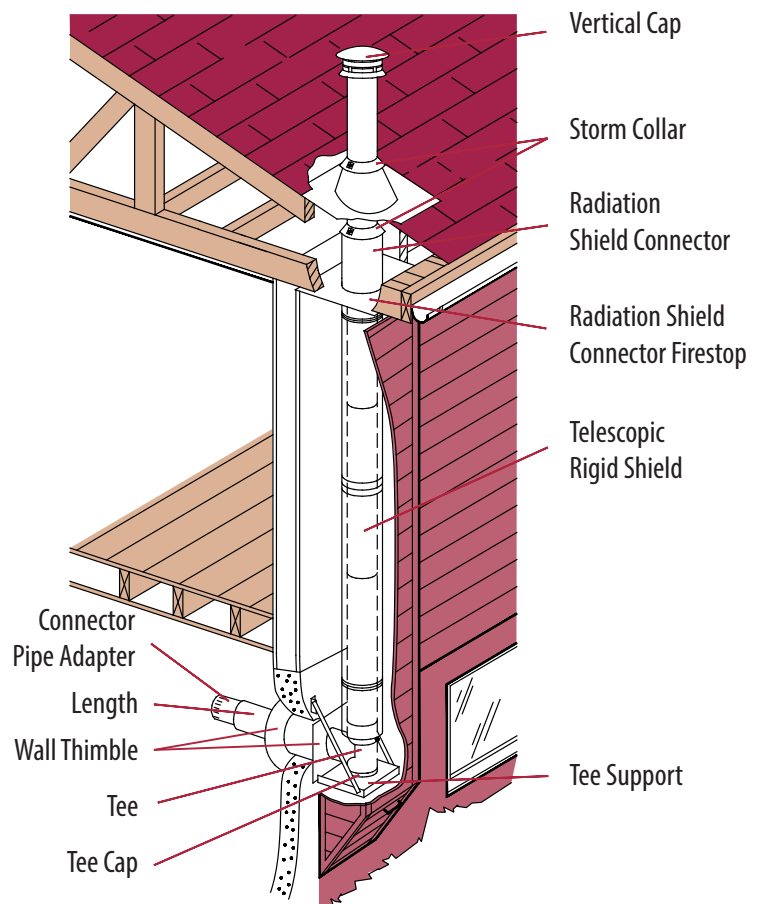
Typical Installations



Installation Key

1	Elbow	9	Floor Support
2	Wall Radiation Shield	10	Black Stove Pipe
3	Length	11	Finishing Support
4	Re-Support	12	Telescopic Rigid Shield
5	Attic Radiation Shield	13	Radiation Shield Connector
6	Adjustable Roof Flashing	14	Storm Collar
7	Vertical Cap	15	Radiation Shield Connector Firestop
8	Firestop	16	Flashing

• Refer to our Typical Venting Installation drawings to select the appropriate component parts for your installation.



Loadbearing Capacity

Please reference the below chart for each diameter's and support's loadbearing capacity. Maximum height in feet.

Ø Interior	6"	7"	8"
Floor Support Plate	32	32	32
Tee Support	63	55	48
Adjustable Tee Support	63	55	48
Roof Support	34	27	24
Re-Support	28	24	20
Square Cathedral Support	60	50	45
Finishing Support	75	65	59
Ceiling Support w/ Adjustable Supports	27	22	--
Round Cathedral Support	60	50	45

Size of Openings

The size of the opening may vary depending on the pitch of the roof. Maintain a 2" clearance from the chimney.

Ø Interior	6"	7"	8"
Floor Support Plate	12 ³ / ₈ "	13 ³ / ₈ "	14 ³ / ₈ "
Ceiling Support	12 ³ / ₈ "	14 ³ / ₈ "	14 ³ / ₈ "
Finishing Support	12 ³ / ₈ "	14 ³ / ₈ "	14 ³ / ₈ "
Roof Support	12 ³ / ₈ "	13 ³ / ₈ "	14 ³ / ₈ "
Wall Thimble	12 ³ / ₈ "	13 ³ / ₈ "	14 ³ / ₈ "
Firestop	12 ³ / ₈ "	13 ³ / ₈ "	14 ³ / ₈ "
Round or Square Cathedral Support	12 ³ / ₈ "	14 ³ / ₈ "	14 ³ / ₈ "

Exterior Kit



Kit includes: Insulated Wall Thimble, Connector for use with double-wall or single-wall smoke pipe, Decorative Collar, Tee & Tee Cap (TCSS), Adjustable Tee Support (TSAC), Wall Strap, and Vertical Cap with Spark Arrester.

SIZE	6"
ORDER #	6DTC-KTTW
STOCK #	810007772

Interior Kit



Kit includes: Finishing Support with Coupler, Insulated Attic Radiation Shield, and Vertical Cap.

SIZE	6"
ORDER #	6DTC-KBSC
STOCK #	810007773

Interior Kit (New Construction)

***new part**



Kit includes: Finishing Support with Coupler and removable collar, Insulated Adjustable Radiation Shield, and Vertical Cap.

SIZE	6"
ORDER #	6DTC-KINC
STOCK #	810012705

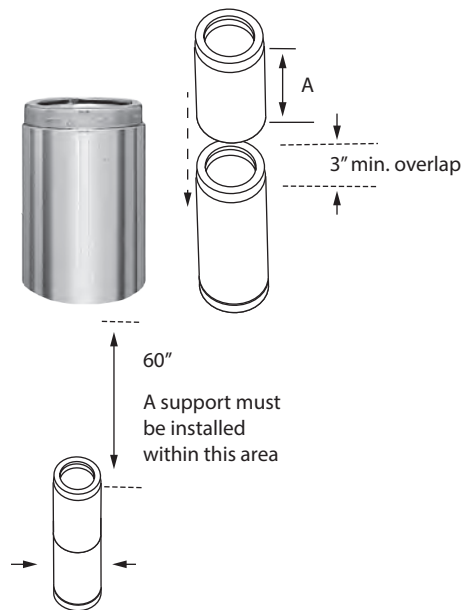
Pipe Length



Available in sizes from 6 - to 8-inch diameters, the DuraTech Canada line offers double-wall, 1-inch insulated chimneys. Features a 1/8" twist-lock assembly.

SIZE		6"		7"		8"	
Weight per foot (lbs)		5.06		6.145		6.79	
LENGTH	EFFECTIVE LENGTH	ORDER #	STOCK #	ORDER #	STOCK #	ORDER #	STOCK #
8"	6 3/4"	6DTC-08SS	810007708	7DTC-08SS	810007774	8DTC-08SS	810007835
12"	10 3/4"	6DTC-12SS	810007709	7DTC-12SS	810007775	8DTC-12SS	810007836
18"	16 3/4"	6DTC-18SS	810007710	7DTC-18SS	810007776	8DTC-18SS	810007837
24"	22 3/4"	6DTC-24SS	810007711	7DTC-24SS	810007777	8DTC-24SS	810007838
36"	34 3/4"	6DTC-36SS	810007712	7DTC-36SS	810007778	8DTC-36SS	810007839
48"	46 3/4"	6DTC-48SS	810007713	7DTC-48SS	810007779	8DTC-48SS	810007840

Adjustable Pipe Length

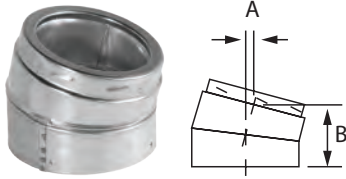


Used in combination with straight insulated lengths, the adjustable length makes it possible to fit a DuraTech Canada length perfectly.

IMPORTANT: The adjustable length is not designed as a load-bearing component. Be sure to follow written instructions regarding support requirements..

SIZE	6"		7"		8"	
A	11 1/4"		11 1/4"		11 1/4"	
LENGTH	ORDER #	STOCK #	ORDER #	STOCK #	ORDER #	STOCK #
12"	6DTC-12TASS	810007714	7DTC-12TASS	810007780	8DTC-12TASS	810007841

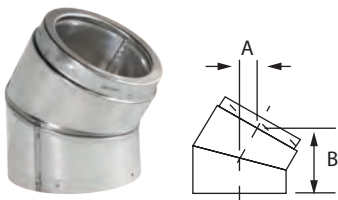
15° Elbow



Use to offset chimney around obstacles such as a joist or truss. A maximum of two offsets (4 elbows) is permitted. Each elbow is sold individually.

SIZE	6"	7"	8"
A		1/2"	
B		4 1/2"	
ORDER #	6DTC-E15SS	7DTC-E15SS	8DTC-E15SS
STOCK #	810007723	810007789	810007850

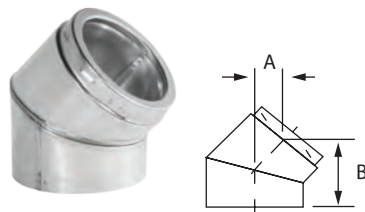
30° Elbow



Use to offset chimney around obstacles such as a joist or truss. A maximum of two offsets (4 elbows) is permitted. Each elbow is sold individually.

SIZE	6"	7"	8"
A		2"	
B		7 1/2"	
ORDER #	6DTC-E30SS	7DTC-E30SS	8DTC-E30SS
STOCK #	810007724	810007790	810007851

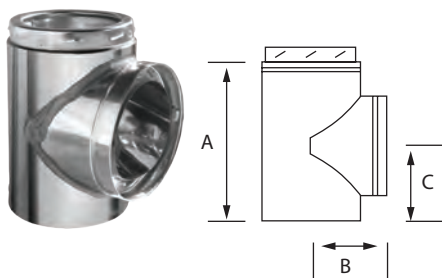
45° Elbow



Use to offset chimney around obstacles such as a joist or truss. A maximum of two offsets (4 elbows) is permitted. Each elbow is sold individually.

SIZE	6"	7"	8"
A		3"	
B		6 7/8"	
ORDER #	6DTC-E45SS	7DTC-E45SS	8DTC-E45SS
STOCK #	810007725	810007791	810007852

Tee



Use for through-the-wall chimney applications. Tee comes standard with insulated Tee Cap (TCSS). This cap is compatible with the Tee Support (TS) or Adjustable Tee Support with Coupler (TSAC).

SIZE	6"	7"	8"
A	10 1/2"	11 3/4"	13"
B	5 1/4"	5 1/4"	6 1/4"
C	6"	6 1/2"	7 1/4"
ORDER #	6DTC-TSS	7DTC-TSS	8DTC-TSS
STOCK #	810007715	810007781	810007842

Tee Cap



Insulated Cap comes standard with every tee. Use with Tee Support (TS) or Adjustable Tee Support with Coupler (TSAC). Provides access for inspection & cleaning.

SIZE	6"	7"	8"
ORDER #	6DTC-TCSS	7DTC-TCSS	8DTC-TCSS
STOCK #	810007716	810007782	810007843

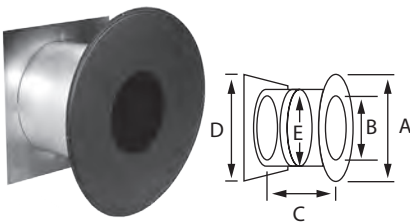
Tee Cap (Twist-Lock)



An alternative to the standard Tee Cap, this insulated Twist-Lock Tee Cap can be used with an Adjustable Tee Support (TSA). Provides easy access for inspection & cleaning. Can be used on the bottom of an additional pipe length below the tee to add an ash reservoir.

SIZE	6"	7"	8"
ORDER #	6DTC-TCI	7DTC-TCI	8DTC-TCI
STOCK #	810007721	810007787	810007848

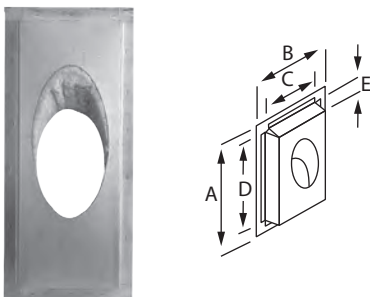
Wall Thimble



Designed to protect surrounding combustible materials when a chimney passes through a wall. Adjustable to permit use with walls from 7" to 12 1/2" thick. Insulated to help prevent cold air intrusion.

SIZE	6"	7"	8"
A	17"	20"	20"
B	8 1/4"	9 1/4"	10 1/4"
C	7 1/2" to 12 1/2"		
D	16"		
E	12"	13"	14"
ORDER #	6DTC-WTI	7DTC-WTI	8DTC-WTI
STOCK #	810007748	810007810	810007871

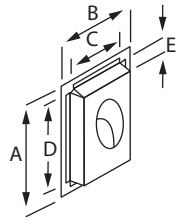
Wall Radiation Shield - 30°



Designed for use when the chimney passes through a wall at an angle. Insulated to prevent cold air intrusion.

SIZE	6"	7"	8"
A	35 1/4"	37 3/4"	39 3/4"
B	15 3/8"	16 5/8"	17 5/8"
C	12"	13"	14"
D	31"	33 3/4"	35 3/4"
E	3"		
ORDER #	6DTC-WRSI30	7DTC-WRSI30	8DTC-WRSI30
STOCK #	810007749	810007811	810007872

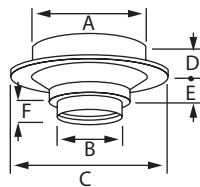
Wall Radiation Shield - 45°



Designed for use when the chimney passes through a wall at an angle. Insulated to prevent cold air intrusion.

SIZE	6"	7"	8"
A	24 7/8"	26 5/8"	28"
B	15 5/8"	16 5/8"	17 5/8"
C	12"	13"	14"
D	20"	22 1/8"	23 1/2"
E	3"		
ORDER #	6DTC-WRSI45	7DTC-WRSI45	8DTC-WRSI45
STOCK #	810007750	810007812	810007873

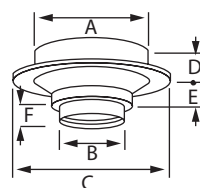
Finishing Support w/ Coupler



Use to support the chimney at the ceiling. Includes coupler to work with either double-wall or single-wall stove pipe. Allows 6" pipe to fit within a minimum 12" x 12" framed opening. Black finish.

SIZE	6"	7"	8"
A	12"	14 3/8"	14 3/8"
B	6 1/4"	7 1/4"	8 1/4"
C	20"		
D	5 1/2"		
E	3"		
F	2"		
ORDER #	6DTC-FSC	7DTC-FSC	8DTC-FSC
STOCK #	810007731	810007794	810007855

Finishing Support w/ Coupler w/ Removable Outer Trim Collar

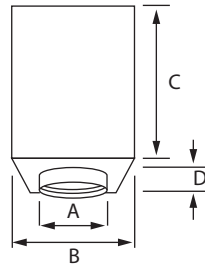


Use to support the chimney at a ceiling. Designed to connect to both double-wall and single-wall stove pipe. It is enhanced by a decorative black finish. Fits even narrow joist spaces with a 12" diameter for 6" chimney. Must be attached to a frame built from the joists (refer to loadbearing capacity and size of openings chart). Removable trim collar is great for retrofit and new construction. Coupler included.

SIZE	6"
A	12"
B	6 1/4"
C	20"
D	5 1/2"
E	3"
F	2"
ORDER #	6DTC-FSCR
STOCK #	810007732

Square Cathedral Ceiling Support w/ Coupler

*additional size

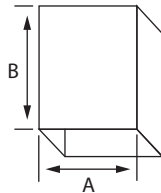


Use to support a chimney that is passing through an angled ceiling. Fits even narrow joist spaces with a 12" diameter for 6" chimney. Designed to connect to both double-wall and single-wall stove pipe. An adjustable black finish trim is included. Refer to chart for loadbearing capacity. Coupler included.

SIZE	6"	7"	8"	6"	7"	8"
A	6 1/4"	7 1/4"	8 1/4"	6 1/4"	7 1/4"	8 1/4"
B	12"	14 3/8"	14 3/8"	12"	14 3/8"	14 3/8"
C	17"			24"		
D	2"			2"		
ORDER #	6DTC-CS	7DTC-CS	8DTC-CS	6DTC-CS24	7DTC-CS24	8DTC-CS24
STOCK #	810007729	810007793	810007854	810013264	810013265	810013266

Square Cathedral Ceiling Support Extension

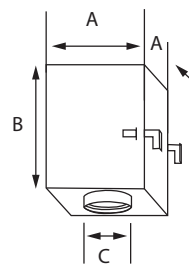
*additional size



Use to extend the height of the square cathedral support with steep roof pitch applications. This support is universal. Can be used with 6", 7", and 8" square supports.

SIZE	6"	7"	8"	6"	7"	8"
A	12"	14 3/8"	14 3/8"	12"	14 3/8"	14 3/8"
B	17"			24"		
ORDER #	6DTC-CSE	DTC-CSE	DTC-CSE	6DTC-CSE24	DTC-CSE24	DTC-CSE24
STOCK #	810007728	810007727	810007727	810013267	810013268	810013268

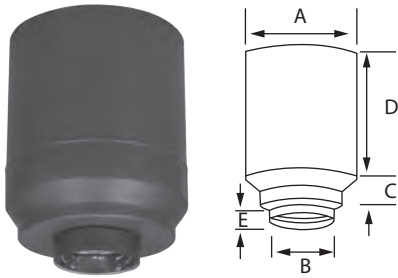
Ceiling Support w/ Adjustable Arm & Coupler



This specialty support can be used where space is limited such as shallow attics. Attachment arms provide up to 2 1/2" of play to allow for box alignment. Includes Coupler. Works with either double-wall or single-wall stove pipe. Refer to installation instructions for further details.

SIZE	6"
A	12"
B	17"
C	6"
ORDER #	6DTC-CSAS
STOCK #	810007730

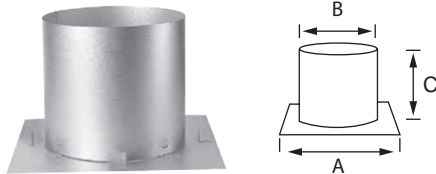
Round Cathedral Support w/ Coupler



Round support can be used with either flat ceilings or cathedral applications. Includes Coupler. Works with either double-wall or single-wall stove pipe. Black finish.

SIZE	6"	7"	8"
A	12"	14 3/8"	14 3/8"
B	6 1/4"	7 1/4"	8 1/4"
C	3"		
D	13"		
ORDER #	6DTC-RCSC	7DTC-RCSC	8DTC-RCSC
STOCK #	810007733	810007795	810007856

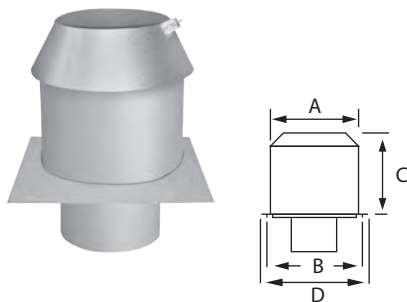
Firestop Radiation Shield



Use to protect combustible materials when the chimney passes through a floor or an intermediate ceiling. It ensures a 2" safety clearance between the chimney's outer casing and surrounding combustibles. When passing through a ceiling, it must be installed from the underside of the ceiling. Required in some jurisdictions in replacement of the firestop.

SIZE	6"	7"	8"
A	16"		
B	11"	12"	13"
C	10"		
ORDER #	6DTC-FRS	7DTC-FRS	8DTC-FRS
STOCK #	810007744	810007806	810007867

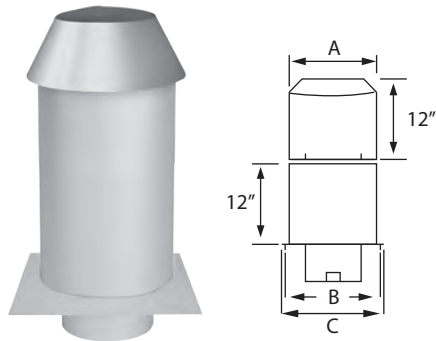
Attic Radiation Shield



Protects combustible materials when a chimney passes through an attic. It is imperative that it be installed overside from the attic. Its collar keeps insulation from seeping between the outer casing and the firestop. It also maintains a 2" clearance from combustible materials. A firestop (FS) is not needed when a support is used directly below. Insulated to prevent cold air intrusion.

SIZE	6"	7"	8"
A	12"	13"	14"
B	12"	13"	14"
C	12"		
D	16"		
ORDER #	6DTC-ISI	7DTC-ISI	8DTC-ISI
STOCK #	810007745	810007807	810007868

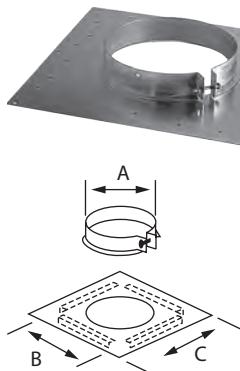
Adjustable Attic Radiation Shield



Protects combustible materials when a chimney passes through an attic. Height is adjustable from 12" to 22". It is imperative that it be installed overside from the attic. Its collar keeps insulation from seeping between the outer casing and the firestop. It also maintains a 2" clearance from combustible materials. A firestop (FS) is not needed when a support is used directly below. Insulated to prevent cold air intrusion.

SIZE	6"	7"	8"
A	12"	13"	14"
B	12"	13"	14"
C	16"		
ORDER #	6DTC-ISIA	7DTC-ISIA	8DTC-ISIA
STOCK #	810007746	810007808	810007869

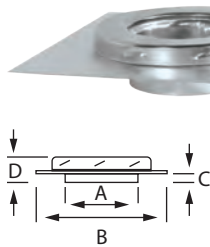
Floor Support Plate



Use to support the chimney on a slab, floor, or joist and also acts as a firestop. It makes it possible to maintain a 2" clearance between the chimney's outer casing and combustible materials in its path. It includes a tightening collar that locks around the chimney and is secured by self-tapping screws (included). The collar rests on a horizontal plate screwed or nailed to the floor or slab. It can also serve as an intermediate support. Refer to chart for loadbearing capacity.

SIZE	6"	7"	8"
A	8"	9"	10"
B	12"	13"	14"
C	16"	16"	18"
ORDER #	6DTC-FSP	7DTC-FSP	8DTC-FSP
STOCK #	810007739	810007801	810007862

Anchor Plate



Attach to a masonry or factory-built fireplace to provide proper connection to the chimney. The Anchor Plate can also be used with furnaces or boilers.

SIZE	6"	7"	8"
A	6"	7"	8"
B	12"		
C	2"		
D	3"		
ORDER #	6DTC-AP	7DTC-AP	8DTC-AP
STOCK #	810007740	810007802	810007863

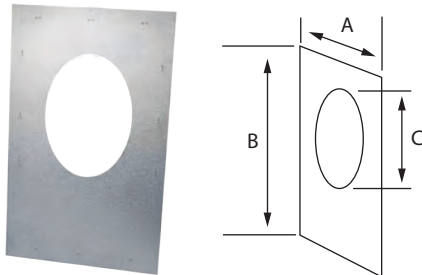
Connector Pipe Adapter



Used to make the transition from insulated chimney to stove-pipe in a through-the-wall installation and within certain cathedral ceiling applications. The Connector Pipe Adapter can also be used as an appliance connector / adapter. Refer to installation instructions for more details.

SIZE	6"	7"	8"
A		3"	
B	6"	7"	8"
ORDER #	6DTC-AD	7DTC-AD	8DTC-AD
STOCK #	810007726	810007792	810007853

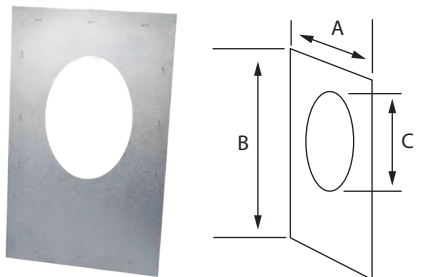
Angled Firestop - 30°



For use with factory-built fireplaces certified with DuraTech Canada.

SIZE	6"	7"	8"
A	15 3/8"	16 5/8"	17 5/8"
B	35 1/4"	37 3/4"	39 3/4"
C	13 5/16"	14 9/16"	15 9/16"
ORDER #	6DTC-FS30	7DTC-FS30	8DTC-FS30
STOCK #	810007742	810007804	810007865

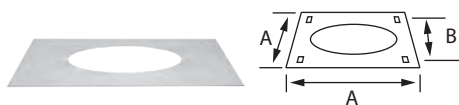
Angled Firestop - 45°



For use with factory-built fireplaces listed with DuraTech Canada.

SIZE	6"	7"	8"
A	15 5/8"	16 5/8"	17 5/8"
B	24 7/8"	26 5/8"	28"
C	9 15/16"	10 13/16"	11 1/2"
ORDER #	6DTC-FS45	7DTC-FS45	8DTC-FS45
STOCK #	810007743	810007805	810007866

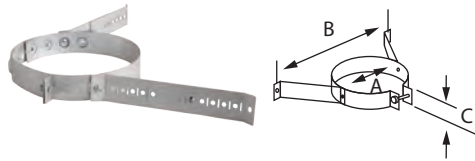
Firestop



Use below each combustible floor the chimney passes through.

SIZE	6"	7"	8"
A	16"	16"	16"
B	12"	13"	14"
ORDER #	6DTC-FS	7DTC-FS	8DTC-FS
STOCK #	810007741	810007803	810007864

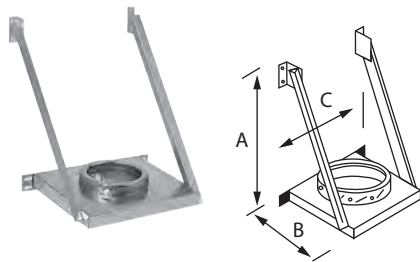
Universal Wall Strap



Use on an interior or exterior wall. Provides stability for the chimney while also maintaining required clearances to combustible surfaces. Wall Straps are recommended at 8' intervals. Can be adjusted to permit standoff distance of 2" up to 6". Universal design can be used on 6", 7", and 8" pipe diameters.

SIZE	6"	7"	8"
A	8"	9"	10"
B	21"	23"	25"
C	2"		
ORDER #	DTC-WSU		
STOCK #	810007813		

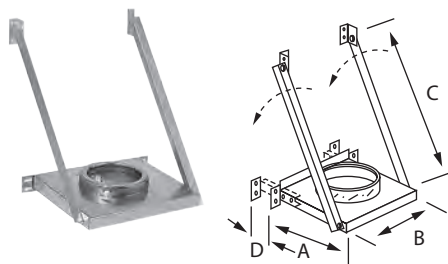
Tee Support



Supports the Tee and chimney at the base of the installation. First pipe length simply twist-locks into place on top of this support. Standard insulated tee cap that comes with the tee is fastened to the bottom side of this support's flue extension as per instructions.

SIZE	6"	7"	8"
A	19"		
B	13"		
C	16"		
ORDER #	6DTC-TS	7DTC-TS	8DTC-TS
STOCK #	810007734	810007796	810007857

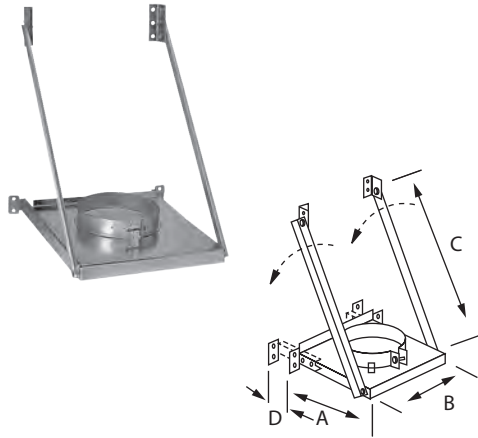
Adjustable Tee Support w/ Coupler



Supports the chimney at the base of the installation, functioning similarly to the tee support but with an adjustable base to provide additional wall clearance as needed. The tee support must be installed with the insulated tee cap included with the insulated tee. Coupler included.

SIZE	6"	7"	8"
A	11 1/2"	15 1/2"	15 1/2"
B	15"		
C	26 3/4"		
D	0" to 5"		
ORDER #	6DTC-TSAC	7DTC-TSAC	8DTC-TSAC
STOCK #	810007735	810007797	810007858

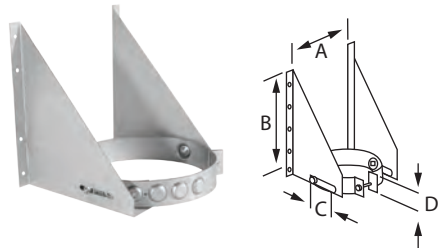
Adjustable Tee Support



Supports the chimney at the base of the installation or along a wall or other vertical surface serving as an intermediate support. Also permits the tee to be installed above or below the support. It comes with a tightening collar locked around the chimney and secured by two self-tapping screws (included). The collar rests on a horizontal plate. When used as a base support, it lends itself to the addition of an insulated tee cap (TCI). Refer to chart for loadbearing capacity.

SIZE	6"	7"	8"
A	13"	13"	13"
B	13"	16"	16"
C	26 3/4"		
D	0" to 5"		
ORDER #	6DTC-TSA	7DTC-TSA	8DTC-TSA
STOCK #	810007736	810007798	810007859


Re-Support



Use to support the chimney on a vertical wall. The triangular plates allow a 2" to 4" lateral adjustment of the support to the vertical surface. This support can also be used as a wall support above the insulated tee or as a support for an offset elbow. Refer to chart for loadbearing capacity. In shorter chimney stack applications, the Re-Support can also be used in place of a Tee Support. Universal design works with 6", 7", or 8" pipe diameters.

SIZE	6"	7"	8"
A	9 1/2"	10 1/2"	11 1/2"
B	12"		
C	2 3/4"		
D	2"		
ORDER #	DTC-RESU		
STOCK #	810007737		


Roof Support



Use to attach to roof structure. Designed to support the chimney from the roof (adjusting to any roof pitch), above an offset, and when the chimney height exceeds the loadbearing capacity of the primary support. Two adjustable plates screwed to the structure adapt to the pitch of the roof. A tightening collar is attached and locks the chimney. It is secured by self-tapping screws. Refer to loadbearing capacity chart. Universal design works with 6", 7", or 8" pipe at any roof pitch. Further uses and details available in installation instructions.

SIZE	6"	7"	8"
A	8"		
B	4"		
C	2"		
ORDER #	DTC-RS		
STOCK #	810007738		

Universal Roof Brace



Stabilizes a chimney extending from 60" to 115" beyond the roof, or when a chimney is exposed to high winds. This part is supplied with tightening collar and adjustable legs. Universal design permits use with 6", 7", and 8" diameter pipe. Note: Not intended to provide protection against sliding ice and snow.

SIZE	6"	7"	8"
A	8"	9"	10"
B	60" to 115"		
ORDER #	DTC-XRB		
STOCK #	810007698		


Guy Wire Band



Attach to the outer casing of the chimney (secured by bolts), it is designed to hold 3 guy wires. Recommended for chimneys exceeding the roof by 5' to 13' maximum. Wire not included. Note: Not intended to provide protection against sliding ice and snow.

SIZE	6"	7"	8"
A	2"		
ORDER #	6DTC-GWB	7DTC-GWB	8DTC-GWB
STOCK #	810007751	810007814	810007874

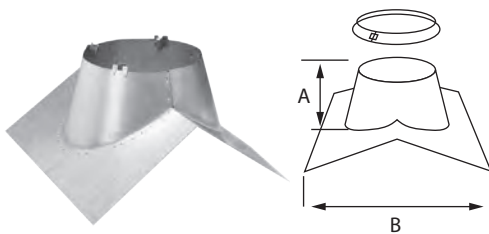
Flat Roof Flashing



Seals a chimney length when passing through a flat roof. Storm collar included.

SIZE	6"	7"	8"
A	7 1/2"		
B	24"		
ORDER #	6DTC-FF	7DTC-FF	8DTC-FF
STOCK #	810007758	810007821	810007881


Peak Roof Flashing



Required for chimney installations passing through a roof's peak (ridge line). Storm collar included.

SIZE		6"	7"	8"
1/12 - 7/12	A	3 5/8"		
	B	12"	13"	13 1/2"
	ORDER #	6DTC-FP7	7DTC-FP7	8DTC-FP7
	STOCK #	810007762	810007825	810007885
8/12 - 12/12	A	5"	4"	3 1/4"
	B	14"		
	ORDER #	6DTC-FP12	7DTC-FP12	8DTC-FP12
	STOCK #	810007763	810007826	810007886

Adjustable Roof Flashing



Use to accommodate chimney installation on sloped roof. Choose from 3 different pitches in standard or aluminum malleable versions. Storm collar is included.

SIZE		6"	7"	8"
1/12 - 7/12	A	6"		
	B	24"		
	ORDER #	6DTC-F7	7DTC-F7	8DTC-F7
	STOCK #	810007759	810007822	810007882
1/12 - 7/12 Aluminum Malleable	A	6"		
	B	36"		
	ORDER #	6DTC-F7DSA	7DTC-F7DSA	8DTC-F7DSA
	STOCK #	810007764	810007827	810007942
8/12 - 12/12	A	6"	4 ³ / ₈ "	3 ⁷ / ₈ "
	B	24"		
	ORDER #	6DTC-F12	7DTC-F12	8DTC-F12
	STOCK #	810007760	810007823	810007883
8/12 - 12/12 Aluminum Malleable	A	6"	6 ³ / ₈ "	6 ⁷ / ₈ "
	B	36"		
	ORDER #	6DTC-F12DSA	7DTC-F12DSA	8DTC-F12DSA
	STOCK #	810007765	810007828	810007887
12/12 - 21/12	A	6 ¹ / ₄ "		
	B	36"		
	ORDER #	6DTC-F21	7DTC-F21	8DTC-F21
	STOCK #	810007761	810007824	810007884


Storm Collar



Use to provide a weather-tight seal over flashings. Also used to enclose Attic Insulation Shields.

SIZE	6"	7"	8"
A	5"		
ORDER #	6DTC-SC	7DTC-SC	8DTC-SC
STOCK #	810007766	810007829	810007888

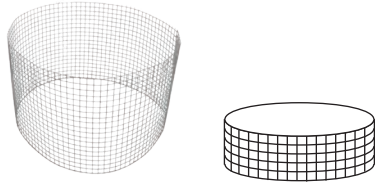
Vertical Cap



Attach to the top of the chimney, preventing rain, snow and leaves from entering the opening. Check local codes to determine if a spark arrester is required.

SIZE	6"	7"	8"
A	4 ³ / ₄ "	4 ³ / ₄ "	4 ³ / ₄ "
B	12 ¹ / ₄ "	12 ¹ / ₄ "	15 ¹ / ₂ "
ORDER #	6DTC-VC	7DTC-VC	8DTC-VC
STOCK #	810007767	810007830	810007889

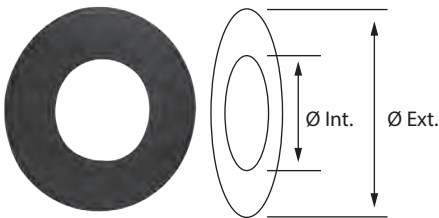
Universal Spark Arrester Band



Wraps around the rain cap, preventing sparks from falling onto the roof or animals from entering into the chimney.

SIZE	6"	7"	8"
ORDER #	DTC-SA		
STOCK #	810007706		

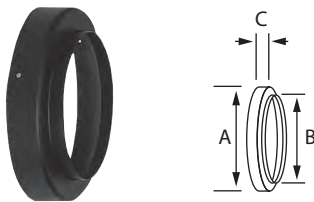
Trim Collar



Used to help conceal any gap around the chimney where it passes through a ceiling or any wall.

SIZE	6"	7"	8"
Ø INTERIOR	6"	7"	8"
Ø EXTERIOR	17"	20"	20"
ORDER #	6DTC-TC	7DTC-TC	8DTC-TC
STOCK #	810007768	810007831	810007890

Decorative Collar



Provides a finish between DuraTech Canada chimney's female coupler and single-wall stove pipe.

SIZE	6"	7"	8"
A	8"	9"	10"
B	6"	7"	8"
C	1"		
ORDER #	6DTC-DC	7DTC-DC	8DTC-DC
STOCK #	810007770	810007834	810007893

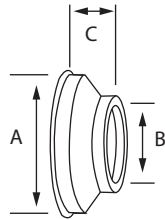
Black Pipe Adapter



Connects a standard black pipe to DuraTech Canada chimney when a longer extension length is required. Finishing Collar included. consult installation instructions for more details.

SIZE	6"	7"	8"
A	12"		
ORDER #	6DTC-ADBP	7DTC-ADBP	8DTC-ADBP
STOCK #	810007771	810007833	810007892

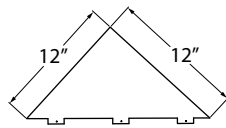
Finishing Cone



Use to conceal the protrusion of the insulated length (5") inside the dwelling. A flue extension must be used to ensure a perfect connection between the chimney and the double-wall black connector.

SIZE	6"	7"	8"
A	12"	14 ³ / ₈ "	14 ³ / ₈ "
B	6 ¹ / ₄ "	7 ¹ / ₄ "	8 ¹ / ₄ "
C	5 ¹ / ₂ "		
ORDER #	6DTC-FC	7DTC-FC	8DTC-FC
STOCK #	810007769	810007832	810007891

Snow Splitter

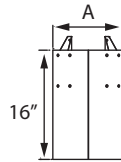


Ships flat, and unfolds easily on the job site. Includes 8 fastening flanges (4 on each side) for mounting. Made with heavy 14 gauge galvanized steel. Measures 30" x 22" x 16".

SIZE	6"	7"	8"
A	12"		
ORDER #	DTC-SP		
STOCK #	810007704		

Premium Shield Accessories

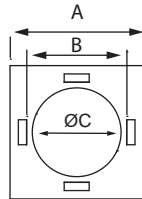
Radiation Shield Connector



Use in conjunction with a Radiation Shield Connector Firestop (FRSC) or Firestop Radiation Shield Connector Support (FRSCS). The Radiation Shield Connector is used to pass through a floor / ceiling. The RSCI is connected to the top portion of a premium shield, and attaches to the chimney using built-in brackets and 4 screws (supplied). A storm collar must be used to enclose the top of an RSCI within an attic. The storm collar is sold separately.

SIZE	6"	7"	8"
A	10 7/16"	11 7/16"	12 7/16"
ORDER #	6DTC-RSCI	7DTC-RSCI	8DTC-RSCI
STOCK #	810007755	810007818	810007878

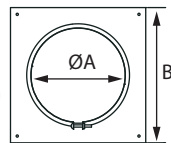

Radiation Shield Connector Firestop



Where support is not required, the Radiation Shield Connector Firestop can be used in conjunction with the Radiation Shield Connector (RSCI) to pass through a floor / ceiling.

SIZE	6"	7"	8"
A	16"		
B	12"	13"	14"
C	10 5/8"	11 5/8"	12 5/8"
ORDER #	6DTC-FRSC	7DTC-FRSC	8DTC-FRSC
STOCK #	810007756	810007819	810007879


Firestop Radiation Shield Connector Support



When additional support is required, the Firestop Radiation Shield Connector Support is used in conjunction with the Radiation Shield Connector (RSCI) to pass through a floor / ceiling. Refer to installation instruction for more details.

SIZE	6"	7"	8"
A	10 17/32"	11 9/16"	12 9/16"
B	15"	16"	17"
ORDER #	6DTC-FRSCS	7DTC-FRSCS	8DTC-FRSCS
STOCK #	810007757	810007820	810007880

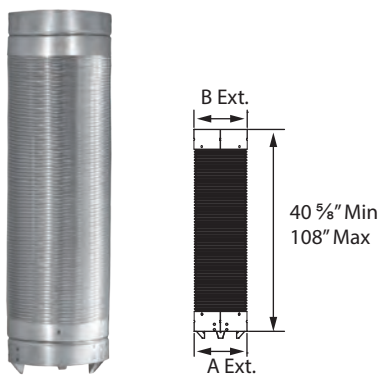
Telescopic Rigid Shield



The telescopic shield includes three overlapping sections that can extend from a minimum of 48" up to a maximum of 136" to enclose the chimney where required.

SIZE	6"	7"	8"
ORDER #	6DTC-TRS	7DTC-TRS	8DTC-TRS
STOCK #	810007753	810007816	810007876

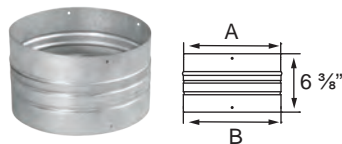
Flexible Shield



The Flexible Shield is used in much the same fashion as the Telescopic Rigid Shield (TRS) but will be required where offset elbows are involved. Includes stand-off spacers. Must be installed as per instructions.

SIZE	6"	7"	8"
A	10 5/8"	11 5/8"	12 5/8"
B	10 11/16"	11 11/16"	12 11/16"
ORDER #	6DTC-FLXS	7DTC-FLXS	8DTC-FLXS
STOCK #	810007754	810007817	810007877

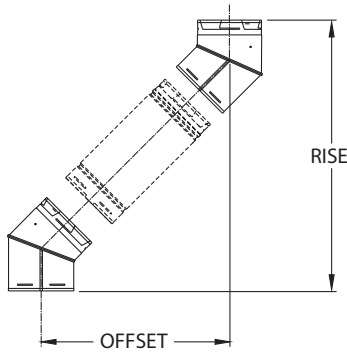
Swivel Adapter



Use as an option to ease the connection in tight spaces between the flexible shield and the radiation shield connector.

SIZE	6"	7"	8"
A	10 5/8"	11 5/8"	12 5/8"
B	10 11/16"	11 11/16"	12 11/16"
ORDER #	6DTC-ADS	7DTC-ADS	8DTC-ADS
STOCK #	810007752	810007815	810007875


Offset Chart



Use to determine the lengths required for an installation. Determine the offset required in view of the obstacles that must be avoided. Refer to the offset/rise chart to determine the elbows required as well as the insulated lengths needed. Check the corresponding offset height dimensions.

SIZE		One Length Between Elbows		Two Lengths Between Elbows	
Elbow Degrees	Chimney Section	Offset Inches	Rise Inches	Offset Inches	Rise Inches
15°	8"	3 5/16	15 11/16	15 3/8	60 15/16
15°	12"	4 5/16	19 9/16	16 7/16	64 13/16
15°	18"	5 7/8	36 3/8	18	70 9/16
15°	24"	7 7/16	31 3/16	19 1/2	76 3/8
15°	36"	10 1/2	42 3/4	25 5/8	87
15°	48"	13 5/8	54 3/8	25 3/4	99 9/16
30°	8"	7 7/16	20	30 13/16	60 9/16
30°	12"	9 7/16	23 1/2	32 13/16	64
30°	18"	12 7/16	28 11/16	35 13/16	69 1/4
30°	24"	15 7/16	33 7/8	38 13/16	74 7/16
30°	36"	21 7/16	44 1/4	44 13/16	84 13/16
30°	48"	27 7/16	54 11/16	50 13/16	95 1/4
45°	8"	10 5/16"	17 13/16"	43 7/16"	50 15/16"
45°	12"	13 3/16"	20 5/8"	46 1/4"	53 3/4"
45°	18"	17 3/8"	24 7/8"	50 1/2"	58"
45°	24"	21 5/8"	29 1/8"	54 3/4"	62 1/4"
45°	36"	30 1/8"	37 5/8"	63 1/4"	70 3/4"
45°	48"	38 5/8"	46 1/8"	71 11/16"	79 3/16"

DuraPlus®
All-fuel, triple-wall
chimney system.
UL 103 HT.



Specifications

Applications

DuraPlus Chimney is a triple-wall, all-fuel chimney for use with wood stoves, fireplaces, furnaces, boilers, stoves, ranges, water heaters, or other appliances fueled by wood, oil, coal, or gas.

Materials and Construction

.016" 430 stainless steel outer wall or .018" galvanized steel outer wall. .018" aluminized steel intermediate liner. .016" 430 stainless steel inner liner. Insulated layers of ceramic blanket plus ventilated air space. Locks tightly with a precision twist-lock connection.

Clearances

2" clearance to combustibles.

Diameters

6"-8"

Listings

UL Listed to UL 103HT (MH7399).



UL 103 HT System

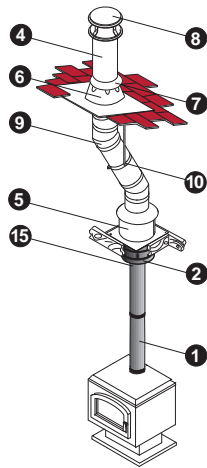
DuraPlus

DuraPlus is designed to stay cool on the outside, to provide a hot draft on the inside, to boost stove efficiency, and to provide for a fire-safe design that protects both the chimney and the building. This triple-wall chimney features two insulating layers (ceramic blanket, plus air space). The ceramic blanket insulation is held securely in position, eliminating hot spots common with loose-fill type insulations. In the event of a creosote fire, the compressible blanket insulation permits the chimney liner to expand outwardly in a radial direction.

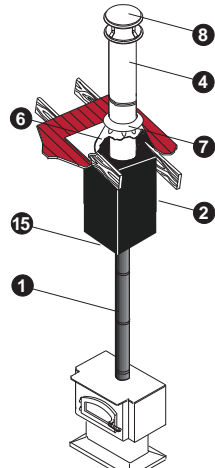
Designed for normal, continuous operation at 1000° F flue gas temperatures, DuraPlus is subjected to rigorous and stringent HT requirements of the UL standard, including one hour at 1400° F, plus three ten minute chimney fire tests at 2100° F.



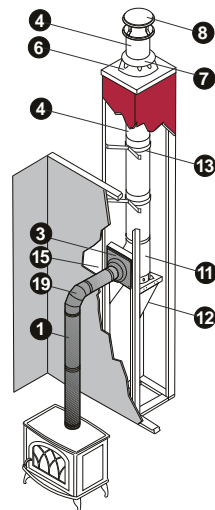
Typical Installations



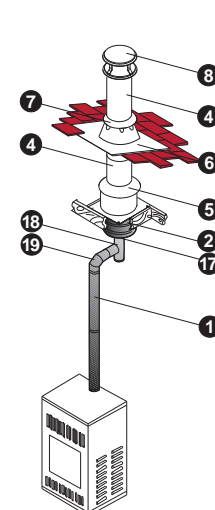
Attic Offset



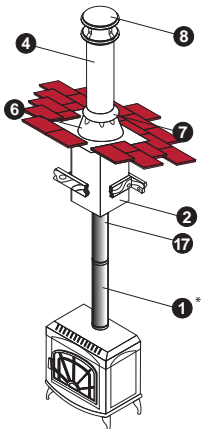
Cathedral Ceiling Roof Support



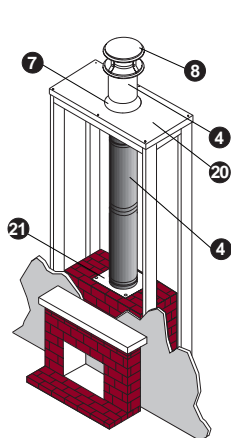
Through-the-Wall



Oil Furnace



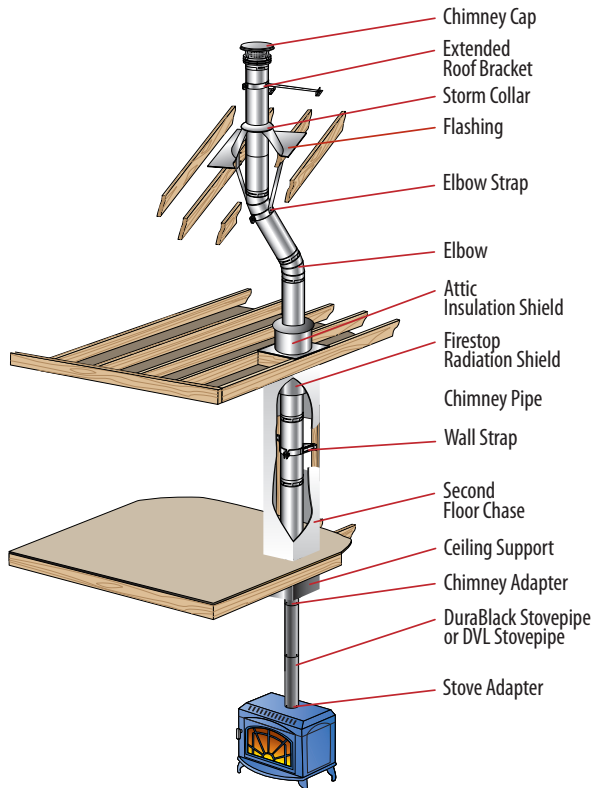
Manufactured Home



Fireplace
(New or retrofit)

Installation Key			
1	DVL or DuraBlack Stovepipe	12	Tee Support Bracket
2	Ceiling Support Box	13	Wall Strap
3	Wall Thimble	14	Firestop Radiation Shield
4	DuraPlus Chimney	15	Snap-Lock Adapter, DVL/DuraBlack Chimney Adapter, DuraBlack Slip Connector
5	Attic Insulation Shield	16	Extended Roof Bracket
6	Roof Flashing	17	DVL or DuraBlack Chimney Adapter
7	Storm Collar	18	DVL or DuraBlack Tee
8	Chimney Cap	19	DVL or DuraBlack Elbow
9	Elbow	20	Chase Top Flashing
10	Elbow Strap	21	Anchor Plate
11	Tee with Cap		

- Refer to our Typical Venting Installation drawings to select the appropriate component parts for your installation.
- A DVL/DuraBlack Chimney Adapter or DuraBlack Slip Connector must be used when connecting DVL or DuraBlack stovepipe to A Ceiling Support or Wall Thimble. A Snap-Lock Adapter must be used when attaching snap-lock stovepipe to DuraPlus.
- A Wall Thimble must be installed with an appropriate section of chimney pipe for all horizontal through-the-wall installations. To accommodate thicker walls a wall thimble extension can be field fabricated.
- An Attic Insulation Shield must be used in all installations that pass through an attic, regardless of whether the attic is insulated or not. If chimney is enclosed in a chase in the attic space, an Attic Insulation Shield is not required.
- A Firestop Radiation Shield must be used when a chimney passes through a floor or ceiling without a Ceiling Support Box.



Planning Your Installation

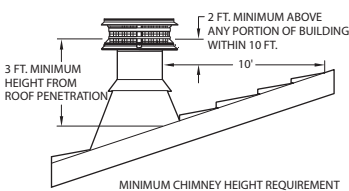


Figure 1

The following recommendations are a general guideline to assist in the layout and selection of the chimney components needed for your installation. Always follow DuraVent Installation instructions before installing your chimney system (enclosed with the cap or support box). Installation instructions can be viewed online at www.duravent.com, under catalogs and instructions.

- The diameter of the chimney should match the outlet size of the appliance. An improperly sized chimney results in poor draft and excessive creosote formation.
- Measure the diameter of the appliance flue outlet. Select the chimney and either DVL or DuraBlack connector stovepipe with the same size diameter as the appliance flue outlet. For fireplace installations, refer to the sizing chart in the back of the DuraTech section of this catalog.
- Determine if the installation is a through-the-roof installation or a through-the-wall installation. A through-the-wall installation will require additional components (Wall Thimble, Tee w/ Cap, Tee Support, and Wall Straps).
- Install the chimney in the interior of the structure whenever possible. A cold exterior chimney will produce less draft and will generate more creosote.
- If possible, avoid offsets that serve to restrict the natural draft. A straight vertical installation is more efficient and less likely to develop creosote. If an offset is required to avoid rafters or other obstructions, measure the horizontal distance required and the vertical height available. Both 15° and 30° elbows are available. Elbows greater than 30° are not allowed in the United States. A maximum of two offsets in a single installation are permitted. Refer to the offset table in the back of this catalog. At least one Elbow Strap is required for each offset. Elbow Straps ensure adequate support.
- Determine the minimum chimney height above the roof line. Building codes require a minimum of 3' above the roof penetration and at least 2' higher than any portion of a building within 10'. See figure 1. The termination cap is installed above that point. If chimney is more than 4' above the roof penetration an Extended Roof Bracket is required.
- Measure the roof pitch. For example, a 6/12 pitch has a vertical rise of 6" over a horizontal distance of 12". Select the appropriate flashing.
- Determine the total length of chimney and stovepipe required for the installation. To calculate the installed per length of 6"-8" DuraPlus chimney pipe, subtract 1 1/2" per joint. Subtract 1 1/4" per joint of DuraBlack stovepipe. Subtract 1 1/2" per joint of DVL stovepipe. Minimum chimney height, at sea level of straight vertical chimney is 10' to 15' above the appliance outlet. Higher elevations, or the use of elbows or a tee, will require approximately 30% to 60% more height to provide for an adequate draft.
- Be fire safe. Maintain at least 2" clearance to combustibles. Follow local building codes and have your chimney inspected by a certified professional.

Basic Kit



Kit includes: DVL and DuraBlack Chimney Adapter, Snap-Lock Adapter w/ Trim, 11" Square Ceiling Support Box with Trim, Adjustable Flashing 0/12-6/12, Chimney Cap, Storm Collar, and Attic Insulation Shield. Only available in 6" diameter. Pipe not included. Can be used for flat or vaulted ceiling installations.

Use for typical through-the-roof installations.

SIZE	6"
ORDER #	6DP-KBSC
STOCK #	810000512

Through-The-Wall Kit



Kit includes: DVL and DuraBlack Chimney Adapter, Snap-Lock Adapter w/ Trim, 9" DuraPlus Chimney Pipe (galvanized), Wall Thimble, Tee w/ Cap, (2) Wall Strap, Tee Support Bracket, and Chimney Cap. Only available in 6" diameter.

Use for through-the-wall installations.

SIZE	6"
ORDER #	6DP-KTTW
STOCK #	810000514

Manufactured Home Kit



Kit includes: DVL and DuraBlack Adapter, 24" Square Ceiling Support Box with Trim, Adjustable Flashing 0/12-6/12, Chimney Cap, Storm Collar, and (2) 24" DuraPlus Chimney Pipe (galvanized). Only available in 6" diameter. Can be used for cathedral ceiling installations.

Use for manufactured home through-the-roof installations.

SIZE	6"
ORDER #	6DP-KMFG
STOCK #	810000513

Pipe Selection Chart

Installed Chimney Height	Chimney Sections Used				Installed Chimney Height	Chimney Sections Used			
	6"	12"	24"	36"		6"	12"	24"	36"
6"	1				14'-10 1/2"	1			5
1'		1			15'-4 1/2"		1		5
2'			1		16'-4 1/2"			1	5
3'				1	17'-4 1/2"				6
3'-4 1/2"	1			1	17'-9"	1			6
3'-10 1/2"		1		1	18'-3"		1		6
4'-10 1/2"			1	1	19'-3"			1	6
5'-10 1/2"				2	20'-3"				7
6'-3"	1			2	20'-7 1/2"	1			7
6'-9"		1		2	21'-1 1/2"		1		7
7'-9"			1	2	22'-1 1/2"			1	7
8'-9"				3	23'-1 1/2"				8
9'-1 1/2"	1			3	23'-6"	1			8
9'-7 1/2"		1		3	24'		1		8
10'-7 1/2"			1	3	25'			1	8
11'-7 1/2"				4	26'				9
12'	1			4	26'-4 1/2"	1			9
12'-6"		1		4	26'-10 1/2"		1		9
13'-6"			1	4	27'-10 1/2"			1	9
14'-6"				5	28'-10 1/2"				10

Chimney Pipe



Designed for appliances tested and listed for use with wood stoves, fireplaces, furnaces, boilers, stoves, ranges, water heaters, or other appliances fueled by wood, oil, coal, or gas. 6", 9", and 12" chimney pipe has 1" insulation blanket; 24", 36" chimney pipe has 1/2" insulation. To calculate the installed length of DuraPlus chimney pipe, subtract 1 1/2" from each length of chimney pipe.

Additional protective carton filler for shipping is available, items have stock numbers with (CF).

LENGTH	6" DIAMETER		7" DIAMETER		8" DIAMETER	
	ORDER #	STOCK #	ORDER #	STOCK #	ORDER #	STOCK #
A	6"		7"		8"	
B	10"		11"		12"	
6"	6DP-06	810000515	7DP-06	810000565	8DP-06	810000600
9"	6DP-09	810000516	7DP-09	810000566	8DP-09	810000601
12"	6DP-12	810000517	7DP-12	810000567	8DP-12	810000602
12" SS	6DP-12SS	810000518	--	--	--	--
24"	6DP-24	810000519	7DP-24	810000568	8DP-24	810000603
24"	--	--	--	--	8DP-24CF	810000604
24" SS	6DP-24SS	810000520	7DP-24SS	810000569	8DP-24SS	810000605
24" SS	--	--	--	--	8DP-24SSCF	810000606
36"	6DP-36	810000521	7DP-36	810000570	8DP-36	810000607
36"	6DP-36CF	810000522	--	--	8DP-36CF	810000608
36" SS	6DP-36SS	810000523	7DP-36SS	810000571	8DP-36SS	810000609
36" SS	6DP-36SSCF	810000524	--	--	8DP-36SSCF	810000610

Elbow Kit

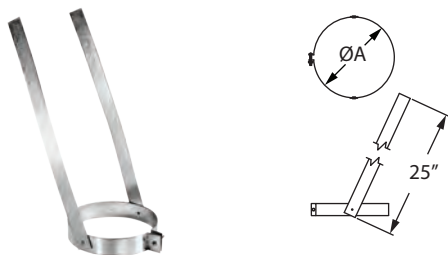


Kit includes: (2) elbows and one Elbow Strap.

Use for offsets around obstructions such as rafters, ridgepoles, or joists. May have two pairs of elbows, if needed. Offsets greater than 30° are not permitted in accordance to UL 103 standards. Elbows swivel 360° at base (angles are not adjustable). A pair of elbows is required to return an offset chimney back to vertical. Available in stainless steel (KSS) or galvalume (K) outer wall.

15°		6"	7"	8"
A		4"	4 1/4"	4 1/4"
B		3 3/4"	4 1/8"	4 1/4"
GA	ORDER #	6DP-E15K	7DP-E15K	8DP-E15K
	STOCK #	810000525	810000572	810000611
SS	ORDER #	6DP-E15KSS	7DP-E15KSS	8DP-E15KSS
	STOCK #	810000526	810000573	810000612
30°		6"	7"	8"
A		4 1/2"	4 5/8"	5"
B		4 3/4"	4 3/4"	4 3/4"
GA	ORDER #	6DP-E30K	7DP-E30K	8DP-E30K
	STOCK #	810000527	810000574	810000613
SS	ORDER #	6DP-E30KSS	7DP-E30KSS	8DP-E30KSS
	STOCK #	810000528	810000575	810000614

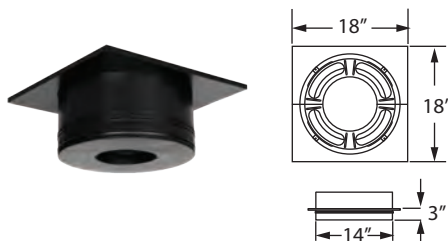
Elbow Strap



Use to prevent excessive weight on the elbows by supporting the weight of the chimney. Required to be installed between two elbows in offset installations. Multiple elbow straps may be required for offset installations. Refer to installation instructions.

SIZE	6"	7"	8"
A	10"	11"	12"
ORDER #	6DP-ES	7DP-ES	8DP-ES
STOCK #	810000529	810000576	810000615

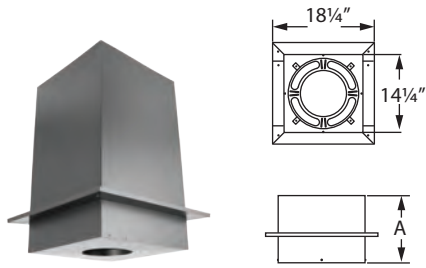
Round Ceiling Support



Supports chimney pipe and provides a positive connection between support box and chimney with a built-in twist-lock. Supports up to 35' of DuraPlus Chimney. Use adapter to attach DVL or DuraBlack to the support box. Painted black. Trim collar included. (For adapters see DVL and DuraBlack section.)

SIZE	6"	7"	8"
ORDER #	6DP-RCS	7DP-RCS	8DP-RCS
STOCK #	810000530	810000577	810000616


Square Ceiling Support Box



Use with flat, vaulted, or cathedral ceilings. Square Ceiling Support Box is painted black. Refer to Ceiling Pitch table to determine size of support box needed. Supports up to 35' of DuraPlus Chimney. Starter Section built-in. For adapters, see DVL and DuraBlack section. Trim included.

SIZE	6"	7"	8"
A	11"	11"	11"
ORDER #	6DP-CS11	7DP-CS11	8DP-CS11
STOCK #	810000531	810000578	810000617
A	24"	24"	24"
ORDER #	6DP-CS24	7DP-CS24	8DP-CS24
STOCK #	810000532	810000579	810000618
A	36"	36"	36"
ORDER #	6DP-CS36	7DP-CS36	8DP-CS36
STOCK #	810000533	810000580	810000619
CEILING PITCH			
DURABLACK	DVL	USE	
0/12 - 4/12	0/12 - 6/12	11" Support box	
5/12 - 9/12	7/12 - 13/12	24" Support box	
10/12 - 14/12	14/12 - 20/12	36" Support box	

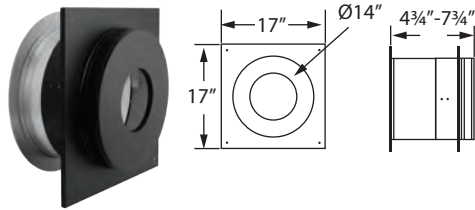
Flat Ceiling Support Box



Supports chimney pipe and provides a positive connection between support box and chimney with a built-in twist-lock. Designed for installation in flat ceilings only. Supports up to 35' of DuraPlus chimney pipe. Use adapter to attach DVL or DuraBlack to the support box. A 2" wide trim collar is included. Not painted, but can be painted with high temperature paint. For adapters, see DVL and DuraBlack section.

SIZE	6"	7"	8"
A	6 1/4"	7 1/4"	8 1/4"
B	14 1/4"	14 1/4"	14 1/4"
ORDER #	6DP-FCS	7DP-FCS	8DP-FCS
STOCK #	810000534	810000581	810000620

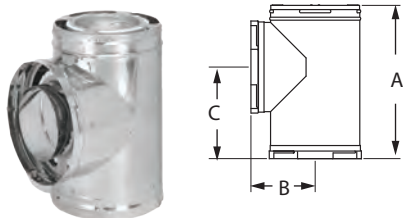
Wall Thimble



Adjusts from a minimum of 4 3/4" to a maximum of 7 3/4" wall thickness, and fits between standard wall studs. To accommodate thicker walls, the telescoping pieces can be extended up to 16" with a field-fabricated extension installed. Interior trim ring painted black. Must be installed with DuraPlus chimney pipe horizontally through the wall and extend a minimum of 2" into the room beyond the interior wall. For adapters, see DVL and DuraBlack section.

SIZE		6"	7"	8"
GA	ORDER #	6DP-WT	7DP-WT	8DP-WT
	STOCK #	810000535	810000582	810000621
SS	ORDER #	6DP-WTSS	7DP-WTSS	8DP-WTSS
	STOCK #	810000536	810000583	810000622
WHEN USING A WALL THIMBLE				
WALL THICKNESS		INSTALL PIPE SECTION		
4 1/2"		6"		
4 1/2" - 5 1/2"		9"		
5 1/2" - 8 1/2"		12"		
8 1/2" - 13"		(2) 9"		

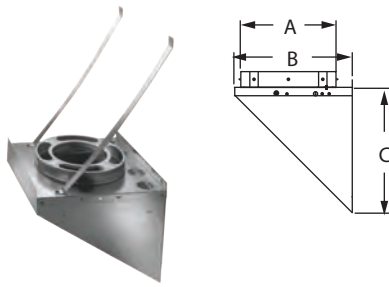
Tee w/ Cap



Use for through-the-wall chimney installations. The tee clean-out cap is removable for easy chimney cleaning or inspection. Wall Straps, a Wall Thimble, and a Tee Support must be installed with the Tee as directed. Tees have 1" insulating blanket. Ventilation air for chimney must be drawn from outdoors. (See installation instructions.)

SIZE		6"	7"	8"
A		13 7/8"	15 3/8"	16"
B		7 1/2"	8"	8 1/2"
C		8 1/4"	8 3/4"	9"
GA	ORDER #	6DP-T	7DP-T	8DP-T
	STOCK #	810000537	810000584	810000623
SS	ORDER #	6DP-TSS	7DP-TSS	8DP-TSS
	STOCK #	810000538	810000585	810000624

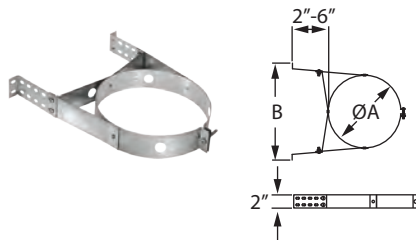
Tee Support Bracket



Use to support the Tee; suspended from a wall. Supports up to 35' of DuraPlus Chimney. Starter Section built-in.

SIZE		6"	7"	8"
A		10"	11"	12"
B		14"	15"	16"
C		12"	13"	14"
GA	ORDER #	6DP-TSB	7DP-TSB	8DP-TSB
	STOCK #	810000539	810000586	810000625
SS	ORDER #	6DP-TSBSS	7DP-TSBSS	8DP-TSBSS
	STOCK #	810000540	810000587	810000626

Adjustable Wall Strap



Use in interior or exterior installations to support and to stabilize the chimney while assuring a 2" clearance. Wall straps are required every 4' on exterior of building. Adjusts 2"-6" from wall.

SIZE	6"	7"	8"
A	10"	11"	12"
B	16 1/8"	17 1/8"	18 1/8"
ORDER #	6DP-AWS	7DP-AWS	8DP-AWS
STOCK #	810000547	810000589	810000633

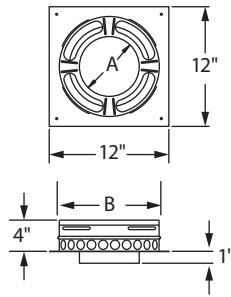
Wall Strap



Use in interior or exterior installations to support and to stabilize the chimney while assuring a 2" clearance. Wall straps are required every 4' on exterior of building only.

SIZE		6"	7"	8"
A		10"	11"	12"
B		16"	16"	16"
GA	ORDER #	6DP-WS	7DP-WS	8DP-WS
	STOCK #	810000548	810000590	810000634
SS	ORDER #	6DP-WSSS	7DP-WSSS	8DP-WSSS
	STOCK #	810000549	810000591	810000635

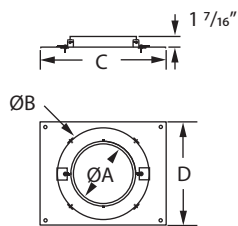
Base Plate



Use to adapt on a zero-clearance fireplace when using DuraPlus directly off the unit. Starter Section built in.

SIZE	6"	7"	8"
A	6"	7"	8"
B	10"	11"	12"
ORDER #	6DP-BP	7DP-BP	8DP-BP
STOCK #	810000541	810000588	810000627

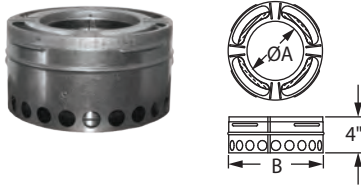
Transition Anchor Plate



Use Transition Anchor Plate with DuraPlus when extending or converting from DuraLiner to DuraPlus in chimney restoration. Use with DuraLiner Slip Connector and Hanger. (See DuraLiner section.)

SIZE	ORDER #	STOCK #	A	B	C	D
6"	6DP-AP14x17	810000542	6 1/16"	10 3/8"	17"	14"
6"	6DP-AP17x17	810000543	6 1/16"	10 3/8"	17"	17"
6"	6DP-AP13x21	810000544	6 1/16"	10 3/8"	21"	13"
6"	6DP-AP17x21	810000545	6 1/16"	10 3/8"	21"	17"
8"	8DP-AP14x17	810000628	8 1/16"	12 3/8"	17"	14"
8"	8DP-AP17x17	810000629	8 1/16"	12 3/8"	17"	17"
8"	8DP-AP13x21	810000630	8 1/16"	12 3/8"	21"	13"
8"	8DP-AP17x21	810000631	8 1/16"	12 3/8"	21"	17"

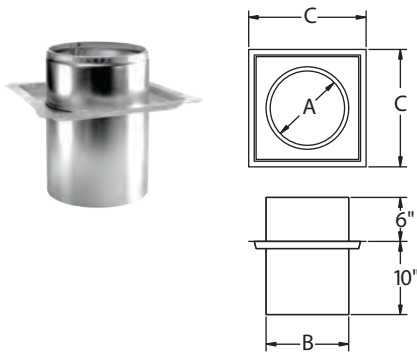
Starter Section



Use only when converting from DuraLiner to DuraPlus and the DuraPlus Chimney is going to be enclosed in a chase. (See DuraLiner installation instructions.)

SIZE	6"	8"
A	6"	8"
B	10"	12"
ORDER #	6DP-SS	8DP-SS
STOCK #	810000546	810000632

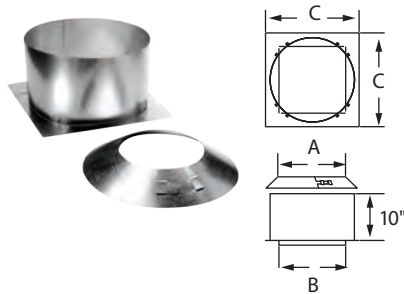
Firestop Radiation Shield



Use in ceiling/floor penetrations when a ceiling support is not used. Not required when passing through the roof. Fits on underside of ceiling and adjusts to cover framing. (See installation instructions for proper placement.)

SIZE	6"	7"	8"
A	10 3/16"	11 3/16"	12 3/16"
B	10 7/8"	11 7/8"	12 7/8"
C	16 1/2"	16 1/2"	16 1/2"
ORDER #	6DP-FRS	7DP-FRS	8DP-FRS
STOCK #	810000550	810000592	810000636

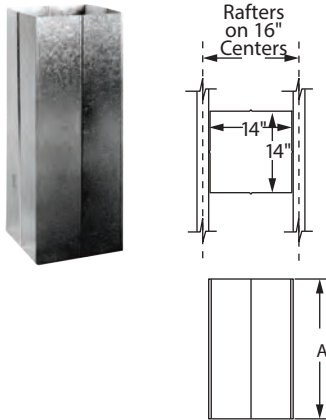
Attic Insulation Shield



Required for installations that pass through an attic to prevent insulation and debris from accumulating near the chimney. Fits over Firestop Radiation Shield or a support box. Consists of two parts: a collar and a base.

SIZE	6" - 8"
A	10", 11", 12"
B	14 1/4"
C	20"
ORDER #	6DP-IS
STOCK #	810000551

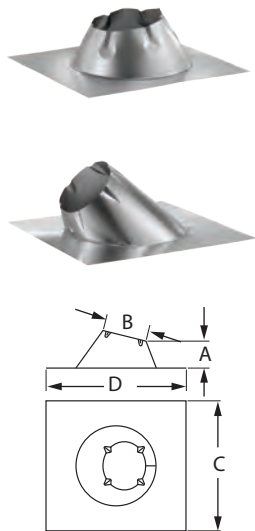
Close Clearance Shield



Use in installations where a 7" or 8" M&G DuraVent chimney system passes through a roof opening with less than the normal 2" minimum clearance to roof trusses or rafters. Chimney pipe must be centered within Close Clearance Shield. (See installation instructions.)

SIZE	6" - 8"	6" - 8"	6" - 8"
A	36"	48"	60"
ORDER #	6DP-CCS36	6DP-CCS48	6DP-CCS60
STOCK #	810000552	810000553	810000554

Roof Flashing



Use to weather proof the penetration of chimney pipe through the roof. Storm Collar required. Select roof flashing based on pitch of roof. For example, a 6/12 pitch has a vertical rise of 6" over a horizontal distance of 12". Made of galvalume.

SIZE		6"	7"	8"
FLAT ROOF	A	10 3/4"	10 3/4"	11"
	B	10 1/2"	11 3/4"	12 3/4"
	C	26"	29 1/2"	29 1/2"
	D	26"	29 1/2"	29 1/2"
	ORDER #	6DP-FF	7DP-FF	8DP-FF
	STOCK #	810000555	810000593	810000637
0/12-6/12 PITCH	A	6"	6"	6"
	B	10 3/4"	11 3/4"	12 3/4"
	C	26"	26"	26"
	D	26"	26"	26"
0/12-6/12	ORDER #	6DP-F6	7DP-F6	8DP-F6
	STOCK #	810000556	810000594	810000638
7/12-12/12	ORDER #	6DP-F12	7DP-F12	8DP-F12
	STOCK #	810000557	810000595	810000639
13/12-18/12	ORDER #	6DP-F18	7DP-18	8DP-F18
	STOCK #	810000558	810000596	810000640
19/12-24/12	ORDER #	6DP-F24	7DP-24	8DP-F24
	STOCK #	810000559	810000597	810000641

DSA Roof Flashings



Use with metal or tile roofs. Available in sizes 6" and 8", in 0/12-6/12 (shown) and 7/12-12/12 styles. Made of dead soft aluminum. Refer to Roof Flashing table for dimensions.

SIZE		6"	8"
0/12-6/12	ORDER #	6DP-F6DSA	8DP-F6DSA
	STOCK #	810000560	810000642
7/12-12/12	ORDER #	6DP-F12DSA	8DP-F12DSA
	STOCK #	810000561	810000643

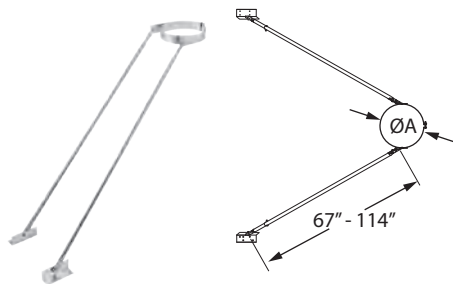
Storm Collar



Required with DuraPlus flashing to create a weather proof penetration through the roof deck. Seal inner edge of the collar to the chimney pipe with non-hardening 500°F high-temperature sealant.

SIZE	6"	7"	8"
A	10"	11"	12"
B	13"	14"	15"
ORDER #	6DP-SC		
STOCK #	810000562		

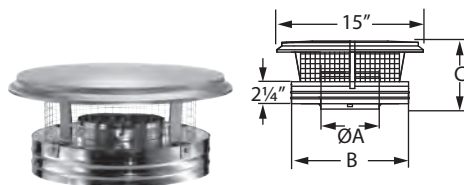
Extended Roof Bracket



Use to support the chimney when it extends more than 4' above the roof. Provides stability to chimney against wind and snow. Mounting brackets and adjustable legs included.

SIZE	6"	7"	8"
A	10"	11"	12"
ORDER #	6DP-XRB	7DP-XRB	8DP-XRB
STOCK #	810000563	810000598	810000644

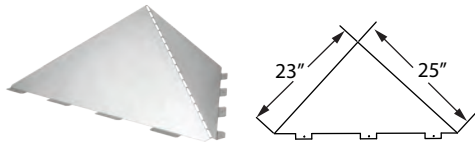
Chimney Cap



Required where chimney pipe terminates above the roof line. Removable screws allow for cleaning of the chimney and spark arrestor screen. Made of stainless steel.

SIZE	6"	7"	8"
A	6"	7"	8"
B	12"	13"	14"
C	7"	8"	8"
ORDER #	6DP-VC	7DP-VC	8DP-VC
STOCK #	810000564	810000599	810000645

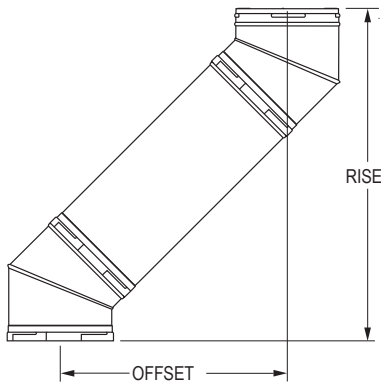
Snow Splitter



Use to divert snow around chimney, vent, and roof flashing. Constructed of paintable galvanized material. Ships flat for easy assembly. For pricing refer to DuraTech price list.

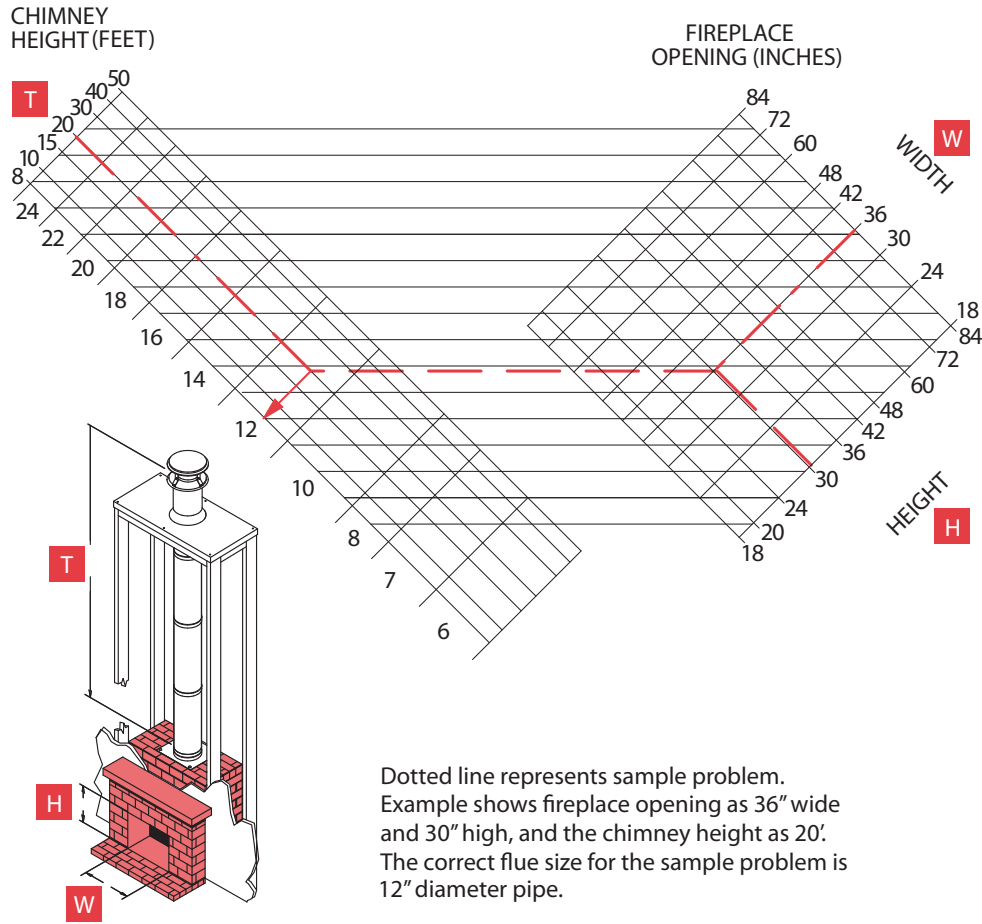
SIZE	6"
ORDER #	6DT-SP
STOCK #	810000139

Offset Chart



SIZE		6" DIAMETER		7" DIAMETER		8" DIAMETER	
Elbow Degrees	Chimney Section	Offset Inches	Rise Inches	Offset Inches	Rise Inches	Offset Inches	Rise Inches
15°	0"	1 1/2"	12"	1 3/4"	13 1/2"	1 3/4"	15 1/4"
15°	6"	2 3/4"	18"	3"	19 3/8"	3"	19 1/2"
15°	9"	3 1/2"	21"	3 3/4"	22 1/4"	3 3/4"	22 1/2"
15°	12"	4 3/8"	24"	4 1/2"	25 1/8"	4 1/2"	25 1/2"
15°	24"	7 1/2"	35 1/2"	7 3/4"	36 3/4"	7 1/2"	37"
15°	36"	10 1/2"	47"	10 3/4"	48 1/2"	10 3/4"	48 1/2"
15°	24"+24"	13 1/4"	57 1/4"	13 1/2"	58 1/2"	13 1/2"	58 3/4"
30°	0"	3 3/4"	16"	3 3/4"	14 1/4"	3 3/4"	14 3/4"
30°	6"	6"	20"	6"	20"	6 1/2"	20 3/4"
30°	9"	7 1/2"	22 1/2"	7 1/2"	22 3/4"	8"	23 1/4"
30°	12"	9"	25"	9"	24"	9"	24"
30°	24"	15"	35 1/2"	15"	35 3/4"	15 1/4"	36 1/4"
30°	36"	21"	45 3/4"	21"	46"	21 1/4"	46 3/4"
30°	24"+24"	26 3/8"	54 3/4"	26 1/2"	55"	26 3/4"	55 3/4"


Chimney Sizing Chart For Fireplace Installations



DuraPlus HTC®

All-fuel, double-wall
chimney system.

ULC S629.



Specifications

Applications

DuraPlus HTC is a double-wall, all-fuel chimney system for Canada for use with wood stoves; fireplaces; and appliances using wood, oil, gas, or coal.

Materials and Construction

Blanket insulation encased between inner and outer walls of .020" 430 stainless steel.

Clearances

2" clearance to combustibles.

Diameters

6"-8"

Listings

Listed to UL 103HT and ULC S629 (143-P-03-2).



UL 103 HT and ULC S629 System

DuraPlus HTC

DuraVent's blanket insulation in DuraPlus HTC is made of light-weight ceramic refractory material. This insulation will not shrink or cause gaps like competitors' products made of mineral wool and other loose-fill insulations. No gaps mean no hot spots to trigger fires to exterior combustibles. Encased between two stainless steel walls, the insulation maintains a barrier that will not shift or settle. The 2" wall keeps the exterior cool, while ensuring high temperatures for optimum draft performance on the inside.

Twist-lock feature allows you to assemble DuraPlus HTC quickly and precisely. No screws or rivets required and no locking bands needed either.

The Adjustable Tee Support Bracket is reversible for installation above or below the tee, while ensuring a 2" clearance to combustibles (adjusts from 2" to 6"). DuraPlus HTC offers 15, 30, and 45 degree elbows and allows double offsets. Chimney pipe comes in lengths from 6 inches up to 4 feet.

Designed for normal, continuous operation at 1200° F (650° C) flue gas temperatures. DuraPlus HTC is subjected to rigorous and stringent requirements of the ULC S629 standard, including one hour at 1700° F (925° C), plus three thirty minute chimney fire tests at 2100° F (1150° C).



Typical Installations

Installation Key

1	DuraPlus HTC Chimney Pipe	11	Reduced Clearance Firestop Radiation Shield
2	Elbow	12	Square Ceiling Support Box
3	Universal Elbow Strap	13	Universal Roof Support
4	Tee w/ Cap	14	Trim Collar for Roof Support (not shown)
5	Wall Thimble	15	Roof Flashing
6	Adjustable Tee Support Bracket	16	Roof Radiation Shield
7	DVL/DuraBlack Chimney Adapter	17	DVL or DuraBlack Stovepipe
8	Chimney Cap	18	Stovetop Adapter
9	Storm Collar	19	DVL or DuraBlack Elbow
10	Finishing Collar		

• Refer to our Typical Venting Installation drawings to select the appropriate component parts for your installation.

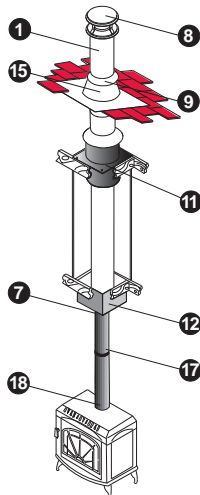
• A DVL/DuraBlack Chimney Adapter must be used when connecting DVL or DuraBlack stovepipe to a Ceiling Support, Wall Thimble or Finishing Collar.

• A Wall Thimble must be installed with an appropriate section of chimney pipe for all horizontal through-the-wall installations. To accommodate thicker walls use a Wall Thimble Extension.

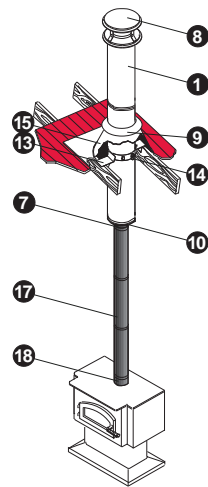
• All HTC Ceiling Supports now feature an integrated Attic Insulation Shield. These must be used in all installations that pass through an attic, regardless of whether the attic is insulated or not. If a chimney is fully enclosed within a chase, an attic insulation shield is not required. Note: For Multi-Story applications, an Attic Insulation Shield must be purchased separately.

• A Firestop Radiation Shield must be used when a chimney passes through a floor or ceiling without a ceiling support.

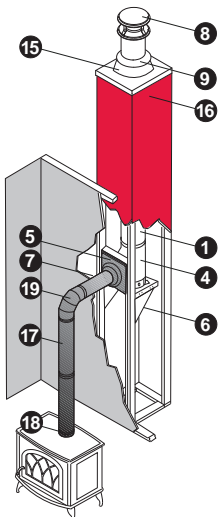
• The Roof Radiation Shield is only required when the chimney is enclosed in a chase within the attic space. It is not required when the chimney is unenclosed in the attic space.



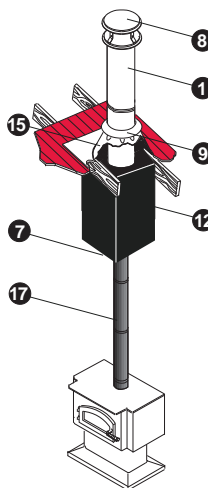
Multi-Story



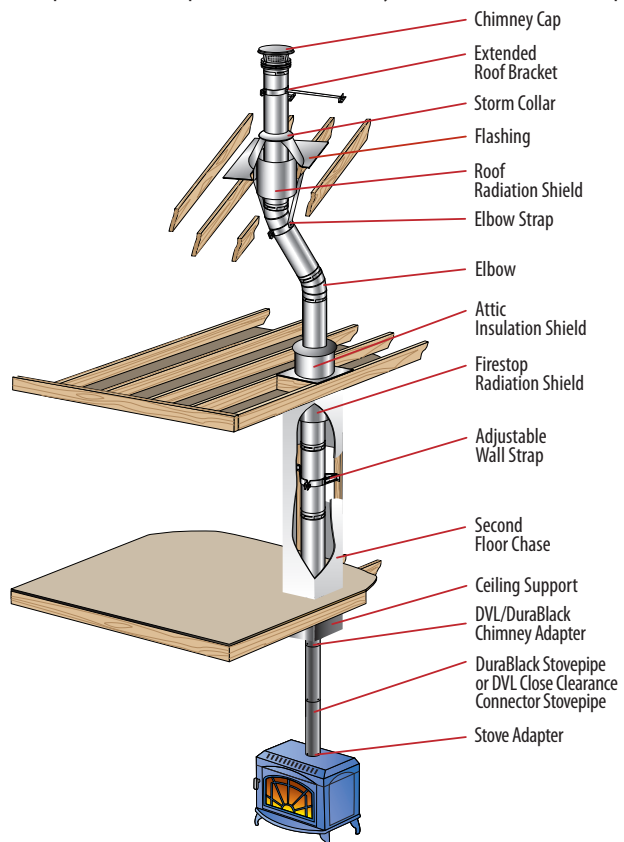
Cathedral Ceiling Roof Support



Through-The-Wall



Cathedral Ceiling w/Support Box



Planning Your Installation

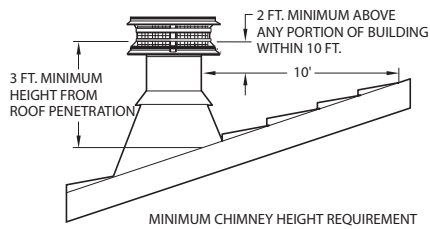


Figure 1

The following recommendations are a general guideline to assist in the layout and selection of the chimney components needed for your installation. Always follow DuraVent Installation instructions before installing your chimney system (enclosed with the cap or support box). Installation instructions can be viewed online at www.duravent.com under catalogs and instructions.

- The diameter of the chimney should match the outlet size of the appliance. An improperly sized chimney results in poor draft and excessive creosote formation.
- Measure the diameter of the appliance flue outlet. Select the chimney and either DVL or DuraBlack connector stovepipe with the same size diameter as the appliance flue outlet. For fireplace installations, refer to the sizing chart in the back of this catalog.
- Determine if the installation is a through-the-roof installation or a through-the-wall installation. A through-the-wall installation will require additional components (Wall Thimble, Tee/Cap, Tee Support, and Wall Straps).
- Install the chimney in the interior of the structure whenever possible. A cold exterior chimney will produce less draft and will generate more creosote.
- If possible avoid offsets that serve to restrict the natural draft. A straight vertical installation is more efficient and less likely to develop creosote. If an offset is required to avoid rafters or other obstructions, measure the horizontal distance required and the vertical height available. 15°, 30° and 45° elbows are available. (Note: 45° elbows are only allowed in Canada. The maximum angle allowed in the U.S. is 30°.) A maximum of two offsets in a single installation are permitted. Refer to the offset table in the back of the section of this catalog. At least one Elbow Strap is required for each offset. Elbow Straps ensure adequate support.
- Determine the minimum chimney height above the roof line. Building codes require a minimum of 3' above the roof penetration and at least 2' higher than any portion of a building within 10'. See *figure 1*. The termination cap is installed above that point. If chimney is more than 4' above the roof penetration an Extended Roof Bracket is required.
- Measure the roof pitch. For example, a 6/12 pitch has a vertical rise of 6" over a horizontal distance of 12". Select the appropriate flashing.
- Determine the total length of chimney and stovepipe required for the installation. To calculate the installed per length of 6"-8" DuraPlus HTC chimney pipe, subtract 1 1/2" per joint. Subtract 1 1/4" per joint of DuraBlack stovepipe. Subtract 1 1/2" per joint of DVL stovepipe. Minimum chimney height, at sea level of straight vertical chimney, is 10' to 15' above the appliance outlet. Higher elevations, or the use of elbows or a tee, will require approximately 30% to 60% more height to provide for an adequate draft.
- Be fire safe. Maintain at least 2" clearance to combustibles. Follow local building codes and have your chimney inspected by a certified professional.

DuraPlus HTC Basic Kit



Kit includes: 24" Reduced Square Ceiling Support Box with trim, insulation collar, Chimney Cap, and DVL Chimney Adapter. 12" x 12" framing dimension permits installation within narrow joist spaces. Box doubles as an Attic Insulation Shield. Available for use with 6 inch chimney. Use for typical through-the-roof installations.

SIZE	6"
ORDER #	HTC-KBSC
STOCK #	810000646

DuraPlus HTC Through-The-Wall Kit



Kit includes: Wall-Thimble, Adjustable Tee-Support bracket, Tee with Insulated Cap, (2) Universal Adjustable Wall Straps, DVL Chimney Adapter w/ Trim, and Chimney Cap. Use for through-the-wall installations.

SIZE	6"
ORDER #	HTC-KTTW
STOCK #	810000647

Pipe Selection Chart

Installed Chimney Height	Chimney Sections Used					Installed Chimney Height	Chimney Sections Used				
	6"	12"	24"	36"	48"		6"	12"	24"	36"	48"
6"	1					19'-10 1/2"	1				5
1'		1				20'-4 1/2"		1			5
2'			1			21'-4 1/2"			1		5
3'				1		22'-4 1/2"				1	5
4'					1	23'-4 1/2"					6
4'-4 1/2"	1				1	23'-9"	1				6
5'-10 1/2"		1			1	24'-6"		1			6
5'-10 1/2"			1		1	25'-6"			1		6
6'-10 1/2"				1	1	26'-6"				1	6
7'-10 1/2"					2	27'-6"					7
8'-3"	1				2	27'-7 1/2"	1				7
8'-9"		1			2	28'-1 1/2"		1			7
9'-9"			1		2	29'-1 1/2"			1		7
10'-9"				1	2	30'-1 1/2"				1	7
11'-9"					3	31'-1 1/2"					8
12'-1 1/2"	1				3	31'-6"	1				8
12'-7 1/2"		1			3	32'		1			8
13'-7 1/2"			1		3	33'			1		8
14'-7 1/2"				1	3	34'				1	8
15'-7 1/2"					4	35'					9
16'-1 1/2"	1				4	35'-3"	1				9
16'-7 1/2"		1			4	35'-10 1/2"		1			9
17'-7 1/2"			1		4	36'-10 1/2"			1		9
18'-7 1/2"				1	4	37'-10 1/2"				1	9
19'-6"					5	38'-10 1/2"					10

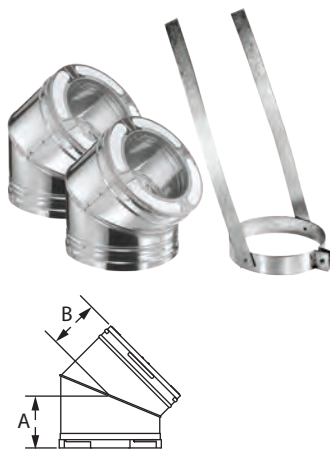
Chimney Pipe



Designed for appliances tested and listed for use in Canada with wood stoves, fireplaces, furnaces, boilers, stoves, ranges, water heaters, or other appliances fueled by wood, oil, coal, or gas. To calculate the installed section of DuraPlus HTC chimney pipe, subtract 1 1/2" from each section of chimney pipe. DuraPlus HTC pipe lengths are available with additional protective carton foam for shipping. Available items have stock #'s ending with (CF).

SIZE	6"		7"		8"	
	ORDER #	STOCK #	ORDER #	STOCK #	ORDER #	STOCK #
A	6"		7"		8"	
B	10"		11"		12"	
6"	6HTC-06	810000648	7HTC-06	810000704	8HTC-06	810000739
12"	6HTC-12	810000649	7HTC-12	810000705	8HTC-12	810000740
18"	6HTC-18	810000650	7HTC-18	810000706	8HTC-18	810000741
24"	6HTC-24	810000651	7HTC-24	810000707	8HTC-24	810000742
36"	6HTC-36	810000652	7HTC-36	810000708	8HTC-36	810000743
36"	6HTC-36CF	810000653	-	-	-	-
48"	6HTC-48	810000654	7HTC-48	810000709	8HTC-48	810000744
48"	6HTC-48CF	810000655	-	-	-	-

Elbow Kit

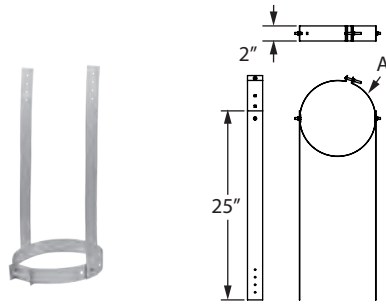


Kit includes: Two Elbows and one Elbow Strap.

Use for offsets around obstructions such as rafters, ridgepoles, or joists. May have two pairs of elbows, if needed. Elbows swivel 360° at base (angles are not adjustable). A pair of elbows is required to return an offset chimney back to vertical. Made of stainless steel. (Note: 45° elbows are only allowed in Canada. The maximum angle allowed in the U.S. is 30°. Refer to installation instructions)

15°	6"	7"	8"
A	4"	4 1/4"	4 1/4"
B	3 3/4"	4 1/8"	4 1/4"
ORDER #	6HTC-E15K	7HTC-E15K	8HTC-E15K
STOCK #	810000656	810000710	810000745
30°	6"	7"	8"
A	4 1/2"	4 5/8"	5"
B	4 3/4"	4 3/4"	4 3/4"
ORDER #	6HTC-E30K	7HTC-E30K	8HTC-E30K
STOCK #	810000657	810000711	810000746
45°	6"	7"	8"
A	6"	6"	6"
B	7 3/4"	7 3/4"	7 3/4"
ORDER #	6HTC-E45K	7HTC-E45K	8HTC-E45K
STOCK #	810000658	810000712	810000747

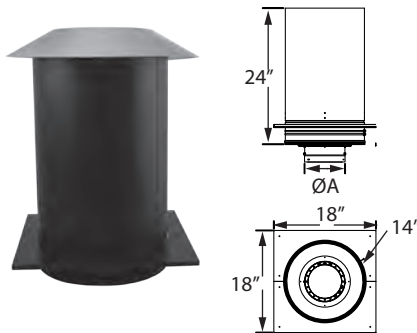
Universal Adjustable Elbow Strap



Use to prevent excessive weight on the elbows by supporting the weight of the chimney. Required to be installed between two elbows in offset installations. Multiple elbow straps may be required for offset installations. Fits 6", 7", 8" chimney. Refer to installation instructions.

SIZE	6"	7"	8"
A	10"	11"	12"
ORDER #	6HTC-ESU		
STOCK #	810000699		

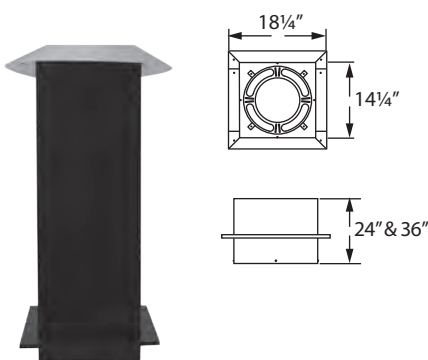
Extended Round Ceiling Support



Use to support chimney pipe and provide a positive connection between support box and chimney with a built-in twist-lock. Supports can carry up to 40' of DuraPlus HTC Chimney. 24" height of support also doubles as an Attic Insulation Shield. Comes with trim, insulation collar, and DVL Chimney Adapter. Use adapter to attach DVL to the support box. Painted black. Adapts to DVL only.

SIZE	6"	7"	8"
A	7 3/16"	8 3/16"	9 3/16"
ORDER #	6HTC-RCS24	7HTC-RCS24	8HTC-RCS24
STOCK #	810000666	810000718	810000753

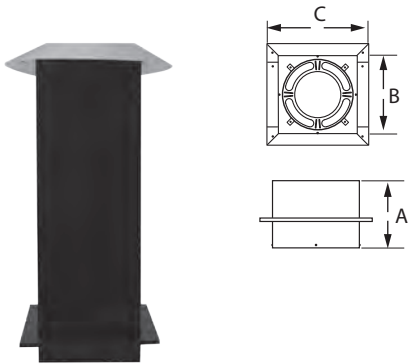
Square Ceiling Support Box



Use with flat, vaulted or cathedral ceilings. Square Ceiling Support Box is painted black. Supports can carry up to 40' of DuraPlus HTC Chimney. Support box also doubles as an Attic Insulation Shield. Comes with trim, insulation collar, and DVL Chimney Adapter. Available in 24" or 36" box height. Starter Section built-in. Refer to Ceiling Pitch table to determine size of support box needed. (For adapters see DVL and DuraBlack section.)

SIZE		6"	7"	8"
24" SUPPORT BOX	ORDER #	6HTC-CS24	7HTC-CS24	8HTC-CS24
	STOCK #	810000662	810000716	810000751
36" SUPPORT BOX	ORDER #	6HTC-CS36	7HTC-CS36	8HTC-CS36
	STOCK #	810000663	810000717	810000752
CEILING PITCH				
DURABLACK	DVL	USE		
0/12 - 4/12	0/12 - 6/12	24" Support box		
5/12 - 9/12	7/12 - 13/12	24" Support box		
10/12 - 14/12	14/12 - 20/12	36" Support box		

Reduced Clearance Square Ceiling Support Box

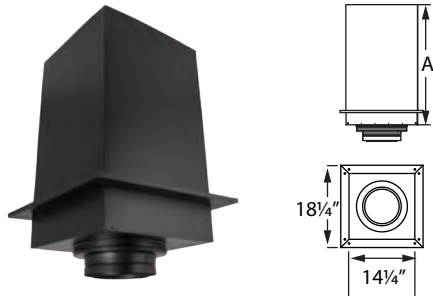


Use with flat, vaulted, or cathedral ceilings. Square Ceiling Support Box is painted black. 12" x 12" framing dimension permits installation within narrow joist spaces. Box will carry to 40' of DuraPlus HTC Chimney, and doubles as an Attic Insulation Shield. Starter Section built in. Reduces the usual 2" clearance (per side) down to a 1" clearance (per side) for the 6" diameter only.

Available in 24" or 36" box height. Comes with trim, insulation collar, and DVL Chimney Adapter. Refer to Ceiling Pitch table as listed with Square Ceiling Support Box to determine size of support box needed. Available for use with 6" chimney only.

SIZE	6"	6"
A	24"	36"
B	12"	12"
C	16"	16"
ORDER #	6HTC-CS24R	6HTC-CS36R
STOCK #	810000664	810000665


Combustion Air Square Ceiling Support Box



Use with Combustion Air System (CAS) components. Delivers outdoor combustion air to the appliance without the need for an additional penetration of the building envelope. Supports up to 40' of DuraPlus HTC Chimney. Support box also doubles as an Attic Insulation Shield. Comes with trim, and insulation collar. Stovepipe adapter is already built-in. Available in 24 inch or 36 inch length. Use with flat, vaulted, or cathedral ceilings. Patent-pending.

SIZE	6"	8"
A	24"	24"
ORDER #	6CAS-CS24HTC	8CAS-CS24HTC
STOCK #	810000868	810000882
A	36"	36"
ORDER #	6CAS-CS36HTC	8CAS-CS36HTC
STOCK #	810000870	810000884

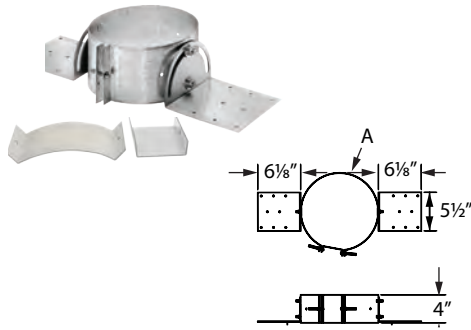
Universal Support Box Rails



Attach to outside of Square Ceiling Support Box to provide level, temporary support. This enables an installer to easily fasten the box in place without the need for another pair of hands. Simplifies installation. One size fits 6", 7", 8" DuraPlus HTC support boxes.

SIZE	6"-8"
ORDER #	6HTC-SBRU
STOCK #	810000701

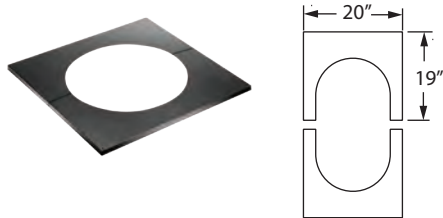
Universal Roof Support



Provides a means to support the chimney from above rather than below. Ideal for cathedral ceilings and free-standing fireplace installations. Supports up to a maximum total chimney length of 30' (up to 20' of chimney below) Roof Support. Fully adjustable to accommodate different roof pitches. Use with optional Finishing Collar, Trim Collar and choice of stove-pipe adapter. Works with 6", 7", or 8" pipe. Refer to installation instructions. Trim Collar not included.

SIZE	6"	7"	8"
A	10"	11"	12"
ORDER #	6HTC-ARSU		
STOCK #	810000697		

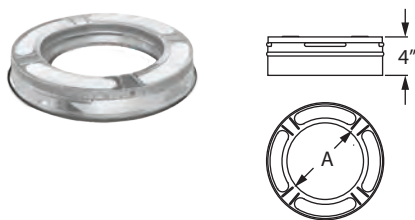
Trim Collar for Roof Support



Conceals gap between chimney pipe and ceiling cut out when used with Roof Support. Works with flat, vaulted, or cathedral ceilings. Galvalume. Painted black.

SIZE		6"	7"	8"
0/12-12/12 PITCH	ORDER #	6HTC-TCRS	7HTC-TCRS	8HTC-TCRS
	STOCK #	810000668	810000720	810000755

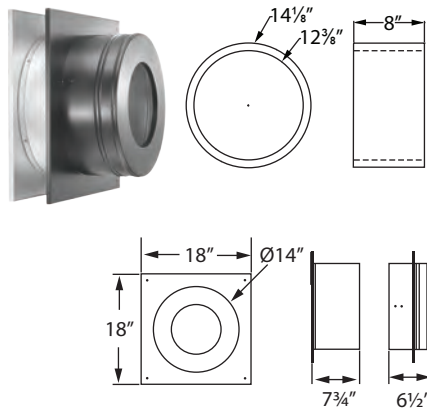
Finishing Collar



Use to enclose the female end of the chimney. Provides a transition to stove-pipe when used in conjunction with a DVL or DuraBlack Chimney adapter. (For adapters see DVL and DuraBlack section).

SIZE	6"	7"	8"
A	6"	7"	8"
ORDER #	6HTC-FC	7HTC-FC	8HTC-FC
STOCK #	810000669	810000722	810000757

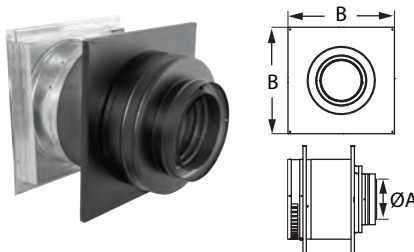
Wall Thimble



Adjusts from a minimum of 7 3/4" to a maximum of 12 7/8" wall thickness, and fits between standard wall studs. Designed to fit between standard 16" framing. For walls that are over 11" thick, a Wall Thimble Extension is required. This will add up to 16" of extra width. Wall Thimble requires only a 2" projection beyond a finished interior wall. Black trim included.

SIZE	6"	7"	8"
ORDER #	6HTC-WT	7HTC-WT	8HTC-WT
STOCK #	810000670	810000723	810000758
EXTENSION ORDER #	6HTC-WTX		
EXTENSION STOCK #	810000671		
WALL THICKNESS	INSTALL PIPE SECTION		
Up to 3"	One 6" section		
3 1/4" - 7 1/2"	Two 6" section		
7 3/4" - 9"	One 12" sections		
9 1/4" - 13 1/2"	One 12" section and one 6" section		

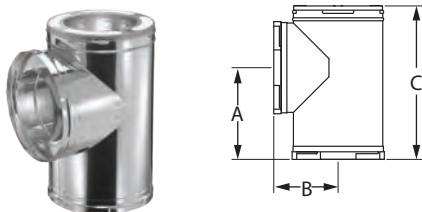
Combustion Air Wall Thimble



Use with Combustion Air System components. Delivers outdoor air as combustion air to the appliance. Operates as a direct vent system without requiring a second penetration to the building envelope. Painted black. Patent-pending.

SIZE	6"	8"
A	6"	8"
B	16"	18"
ORDER #	6CAS-WHTC	8CAS-WHTC
STOCK #	810000866	810000880

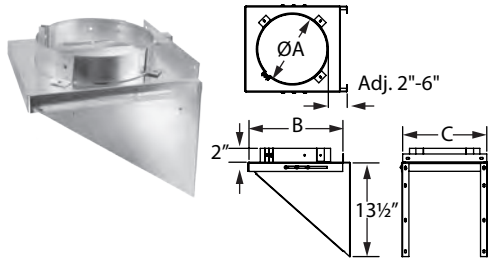
Tee w/ Cap



Use for through-the-wall chimney installations. Comes with Insulated Tee Cap as standard equipment. The Tee Cap is removable for easy chimney cleaning or inspection. Tees are also available in kits.

SIZE	6"	7"	8"
A	11 1/4"	11 3/4"	12 1/4"
B	7 1/2"	8"	8 1/2"
C	18 1/2"	20"	20 1/2"
ORDER #	6HTC-T	7HTC-T	8HTC-T
STOCK #	810000672	810000724	810000759

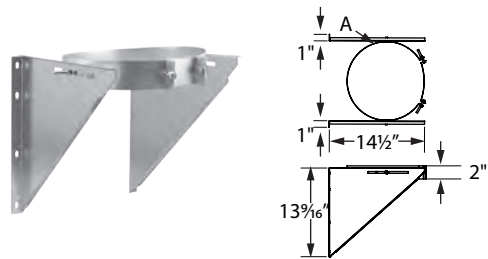
Adjustable Tee Support Bracket



Used to support the Tee; suspended from a wall. Supports up to 35' of DuraPlus HTC Chimney. Can be installed above or below the tee. Adjustable base slides easily to provide between 2"- 6" clearance to wall.

SIZE	6"	7"	8"
A	10 3/8"	11 3/8"	12 3/8"
B	13 1/2"	14 1/2"	15 1/2"
C	12 1/8"	13 3/16"	14 1/8"
ORDER #	6HTC-ATS	7HTC-ATS	8HTC-ATS
STOCK #	810000675	810000727	810000762

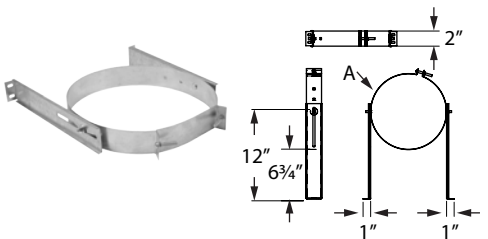
Universal Re-Support Bracket



Supports up to 35' of DuraPlus HTC Chimney. Can be installed above or below the tee. Adjustable base slides easily to provide between 2" - 6" clearance to wall. Works with 6", 7", or 8" pipe. Refer to installation instructions.

SIZE	6"	7"	8"
A	10"	11"	12"
ORDER #	6HTC-RESU		
STOCK #	810000695		

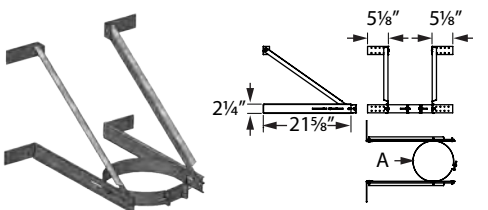
Universal Adjustable Wall Strap



For use in interior or exterior installation to stabilize chimney while ensuring a 2" clearance. Wall straps are required every 8' on a vertical wall of the building. Works with 6", 7", or 8" pipe. Refer to installation instructions.

SIZE	6"	7"	8"
A	10"	11"	12"
ORDER #	6HTC-AWSU		
STOCK #	810000698		

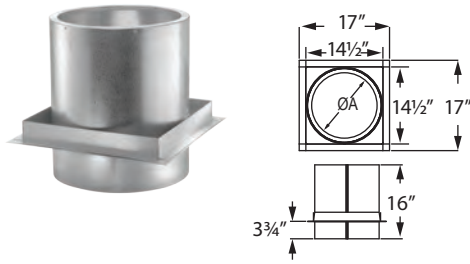
Universal Extended Wall Support



Use above the Tee to provide support when bypassing obstructions or overhangs. An industry-first for 2" insulated chimney. Will support up to 35' of chimney. Maximum adjustment of 12 inches from horizontal. Works with 6", 7", or 8" pipe. Refer to installation instructions.

SIZE	6"	7"	8"
A	10"	11"	12"
ORDER #	6HTC-XWSU		
STOCK #	810000696		

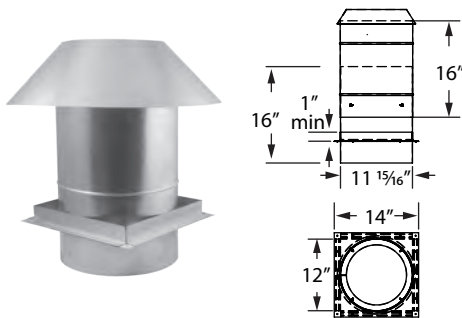
Firestop Radiation Shield



Use in ceiling/floor penetrations when a ceiling support is not used. Not required when passing through the roof. Fits on underside of ceiling and adjusts to cover framing. Refer to installation instructions.

SIZE	7"	8"
A	11 1/4"	12 1/4"
ORDER #	7HTC-FRS	8HTC-FRS
STOCK #	810000730	810000768

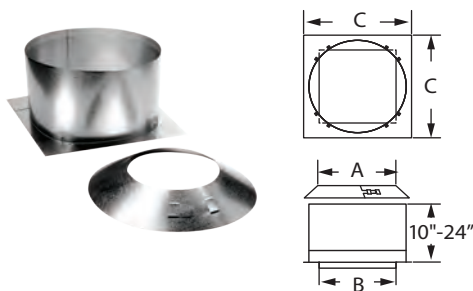
Reduced Clearance Firestop Radiation Shield



Use in ceiling/floor penetrations when a ceiling support is not used. Can also be used as an attic insulation shield for 6" diameter installations. Required for use at ceiling levels in multi-story applications. Fits on underside of ceiling and adjusts to cover framing. This Radiation Shield also doubles as an Attic Insulation Shield. Required for use in multi-story applications where a round or square ceiling support has already been utilized on a lower floor. Comes with insulation collar. Available for use with 6" chimney only.

SIZE	6"
ORDER #	6HTC-FRSR
STOCK #	810000703

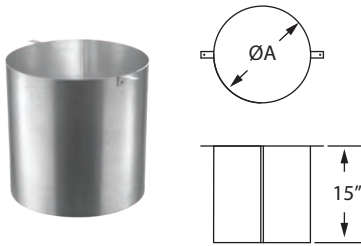
Attic Insulation Shield



Required in all installations that pass through an attic to prevent insulation and debris from accumulating near the chimney, unless chimney is enclosed in a chase. Consists of three parts: a collar, a base, and an adjustable sleeve. Adjusts from 10"- 24" in height. Design fits 7", and 8" chimney.

SIZE	7"-8"
A	10", 11", 12"
B	14 1/4"
C	20"
ORDER #	7HTC-IS
STOCK #	810000780

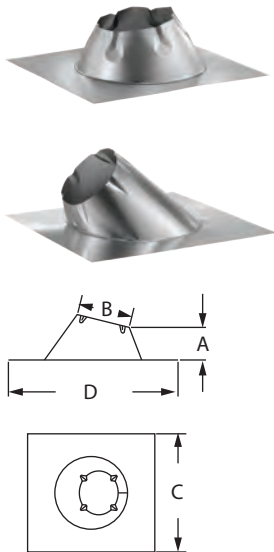
Roof Radiation Shield



Only required when the chimney is enclosed within a chase in an attic. Pre-punched holes for adjustment to roof pitch.

SIZE	6"	7"	8"
A	13"	14"	15"
ORDER #	6HTC-RRS	7HTC-RRS	8HTC-RRS
STOCK #	810000683	810000731	810000769

Roof Flashing



Use to weatherproof the penetration of chimney pipe through the roof. Storm Collar required. Select roof flashing based on pitch of roof. For example, a 6/12 pitch has a vertical rise of 6" over a horizontal distance of 12". Made of galvalume.

SIZE		6"	7"	8"
FLAT ROOF	A	10 3/4"	10 3/4"	11"
	B	10 1/2"	11 3/4"	12 3/4"
	C	26"	29 1/2"	29 1/2"
	D	26"	29 1/2"	29 1/2"
	ORDER #	6HTC-FF	7HTC-FF	8HTC-FF
	STOCK #	810000684	810000732	810000770
0/12-6/12 PITCH	A	6"	6"	6"
	B	10 3/4"	11 3/4"	12 3/4"
	C	26"	26"	26"
	D	26"	26"	26"
	ORDER #	6HTC-F6	7HTC-F6	8HTC-F6
	STOCK #	810000686	810000733	810000772
7/12-12/12	ORDER #	6HTC-F12	7HTC-F12	8HTC-F12
	STOCK #	810000687	810000734	810000773
13/12-18/12	ORDER #	6HTC-F18	7HTC-F18	8HTC-F18
	STOCK #	810000688	810000735	810000774
19/12-24/12	ORDER #	6HTC-F24	7HTC-F24	8HTC-F24
	STOCK #	810000689	810000736	810000775

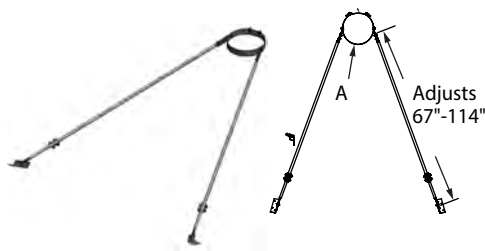
DSA Roof Flashings



Use with metal or tile roofs. Available in sizes 6" and 8" in 0/12-6/12 (shown) and 7/12-12/12 styles. Dead-Soft-Aluminum (DSA) flashings are ideally suited for use with metal or tile roofing. Use to weatherproof the penetration of chimney pipe through the roof. Storm Collar is required. Select roof flashing based on roof pitch. Refer to Roof Flashing table for dimensions.

SIZE		6"	8"
0/12-6/12	ORDER #	6HTC-F6DSA	8HTC-F6DSA
	STOCK #	810000690	810000776
7/12-12/12	ORDER #	6HTC-F12DSA	8HTC-F12DSA
	STOCK #	810000691	810000777

Universal Extended Roof Bracket



Use to support the chimney when it extends more than 4' above the roof. Provides stability to chimney against wind and snow. Mounting brackets and adjustable tubing included. Works with 6", 7", and 8" chimney

SIZE	6"	7"	8"
A	10"	11"	12"
ORDER #	6HTC-XRSU		
STOCK #	810000700		

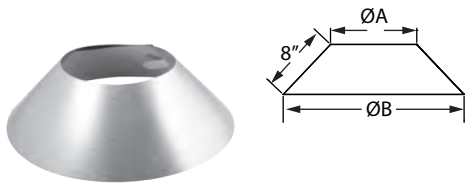
Universal Storm Collar



Required with DuraPlus HTC flashing to create a weather proof penetration through the roof line. Seal inner edge of the collar to the chimney pipe with non-hardening 500°F high-temperature sealant. Made of aluminum. Works with 6", 7", or 8" pipe.

SIZE	6"	7"	8"
A	10"	11"	12"
B	13"	14"	15"
ORDER #	6HTC-SCU		
STOCK #	810000692		

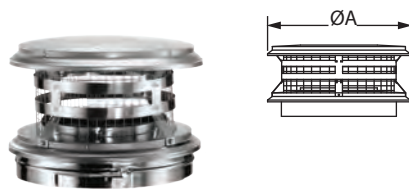
Universal Oversized Storm Collar



Use to provide cover for extreme weather conditions. Use with DuraPlus HTC flashing to create a weather proof penetration through the roof line. Seal inner edge of the collar to the chimney pipe with non-hardening 500° F high-temperature sealant. Made of aluminum. Works with 6", 7", or 8" chimney.

SIZE	6"	7"	8"
A	10"	11"	12"
B	21"	23 1/8"	25 1/4"
ORDER #	6HTC-OSCU		
STOCK #	810000693		

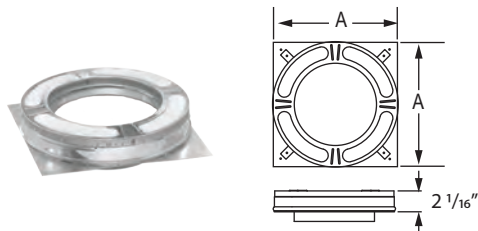
Chimney Cap



Required on all chimney terminations. Top portion is easily removed to permit easy inspection or cleaning of the chimney and spark arrestor screen. Made of durable stainless steel.

SIZE	6"	7"	8"
A	11"	15"	15"
ORDER #	6HTC-VC	7HTC-VC	8HTC-VC
STOCK #	810000702	810000738	810000779

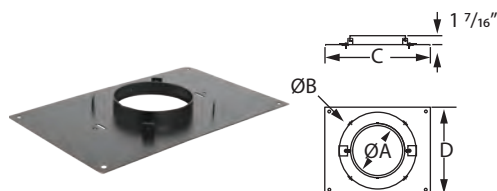
Base Plate



Use Base Plate to connect DuraPlus HTC directly to a zero-clearance fireplace. Mount directly to the outlet on factory-built fireplaces to permit installation with DuraPlus HTC chimney.

SIZE	6"	7"	8"
A	10"	11"	12"
ORDER #	6HTC-BP	7HTC-BP	8HTC-BP
STOCK #	810000676	810000728	810000763

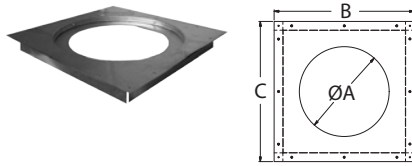
Transition Anchor Plate



Use Transition Anchor Plate with DuraPlus HTC when extending or converting from DuraLiner to DuraPlus HTC in chimney restoration. Use with DuraLiner Slip Connector and Hanger. See DuraLiner section. Refer to DuraLiner installation instructions.

SIZE	ORDER #	STOCK #	A	B	C	D
6"	6HTC-AP14x17	810000678	6 1/8"	10 3/8"	17"	14"
6"	6HTC-AP17x17	810000679	6 1/8"	10 3/8"	17"	17"
6"	6HTC-AP17x21	810000680	6 1/8"	10 3/8"	21"	17"
8"	8HTC-AP14x17	810000764	8 1/8"	12 3/8"	17"	14"
8"	8HTC-AP17x17	810000765	8 1/8"	12 3/8"	17"	17"
8"	8HTC-AP17x21	810000766	8 1/8"	12 3/8"	21"	17"

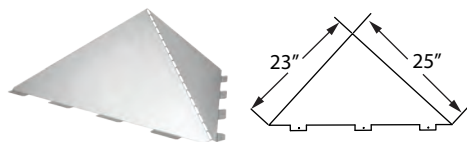
Soffit/Overhang Trim Plate



Use when the chimney penetrates through an exterior eave or soffit. Trim collar is ideal for concealing the gap between the chimney pipe and the underside cut-out on an eave or soffit. Neat, clean, professional fit eliminates the need to improvise with field-fabricated solutions. Not for use as a firestop.

SIZE	6"	7"	8"
A	10¼"	11¼"	12¼"
B	16¼"	17¼"	18¼"
C	14¼"	15¼"	16¼"
ORDER #	6HTC-STP	7HTC-STP	8HTC-STP
STOCK #	810000677	810000721	810000756

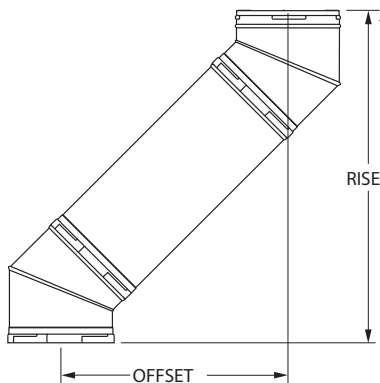
Snow Splitter



Use to divert snow around chimney, vent, and roof flashing. Constructed of paintable galvanized material. Ships flat for easy assembly.

SIZE	6"	7"	8"
ORDER #	6DT-SP		
STOCK #	810000139		

Offset Chart



SIZE		6" DIAMETER		7" DIAMETER		8" DIAMETER	
Elbow Degrees	Chimney Section	Offset Inches	Rise Inches	Offset Inches	Rise Inches	Offset Inches	Rise Inches
15°	0"	1 ½"	12"	1 ¾"	13 ½"	1 ¾"	13 ½"
15°	12"	4 ¼"	23 ½"	4 ¼"	20 ½"	4 ¼"	23 ½"
15°	24"	7 ½"	34"	7 ¾"	35 ½"	6 ¾"	35 ½"
15°	36"	10 ½"	45 ½"	10 ¾"	46 ¾"	9 ½"	47"
15°	48"	13 ¼"	55 ½"	13 ½"	57"	12"	57 ¼"
30°	0"	3 ¾"	14 ¼"	3 ¾"	14 ¼"	3 ¾"	14 ¾"
30°	12"	9"	24"	9"	24"	9"	24"
30°	24"	15"	33 ¾"	15"	33 ¾"	14 ¾"	34 ¼"
30°	36"	21"	44"	21"	43 ½"	20 ½"	44 ¾"
30°	48"	26 ¼"	53"	26"	52 ½"	25 ½"	53 ¾"
45°	0"	7 ⅝"	19 ⅞"	7 ⅝"	19 ⅞"	7 ⅝"	19 ⅞"
45°	12"	16"	28 ¼"	16"	28 ¼"	16"	28 ¼"
45°	24"	24 ½"	36 ⅞"	24 ½"	36 ⅞"	24 ½"	36 ⅞"
45°	36"	33"	45 ¼"	33"	45 ¼"	33"	45 ¼"
45°	48"	41 ½"	53 ¾"	41 ½"	53 ¾"	41 ½"	53 ¾"

DuraChimney® II

**Air-cooled chimney system for
masonry fireplaces.**

UL 103.



Specifications

Applications

DuraChimney II is a double-wall, air-cooled chimney system for use with masonry fireplaces which burn wood, oil, coal, or gas.

Materials and Construction

.016" 430 stainless steel inner wall and .021" galvanized steel outer wall. For stainless steel outer wall, contact Customer Service for a quote.

Unitized pipe sections. No field assembly of inners and outers required.

Clearances

2" clearance to combustibles.

Shrouds

UL Listed with DuraVent shroud specifications. Information available online at www.duravent.com or call and request L181.

Diameters

10", 12", 14", and 16".

Listings

UL Listed to UL 103 and ULC S604 standards (MH7399).



UL 103 and ULC S604 System

DuraChimney II

DuraChimney II is an exceptional factory-built alternative to pre-fabricated masonry chimneys. DuraChimney II is a unitized, lightweight design which eliminates the need for field assembly of pipe sections, allowing for faster installation.

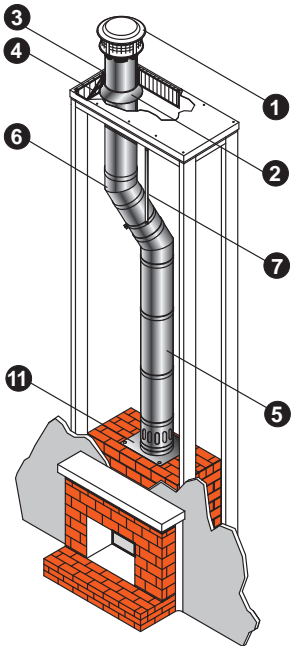
DuraChimney II is designed to stay cool on the outside, to provide a hot draft on the inside and to provide a fire-safe design that protects both the chimney and the building.

The double-wall, air-cooled design allows the chimney to expand both radially and lengthwise under high temperatures.

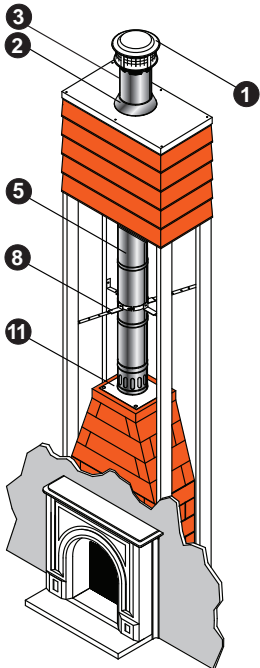
DuraChimney II is tested and listed for continuous operation at 1000°F flue gas temperatures, one hour at 1400°F and ten-minutes at 1700°F, in accordance with the UL 103 test standard.



Typical Installations



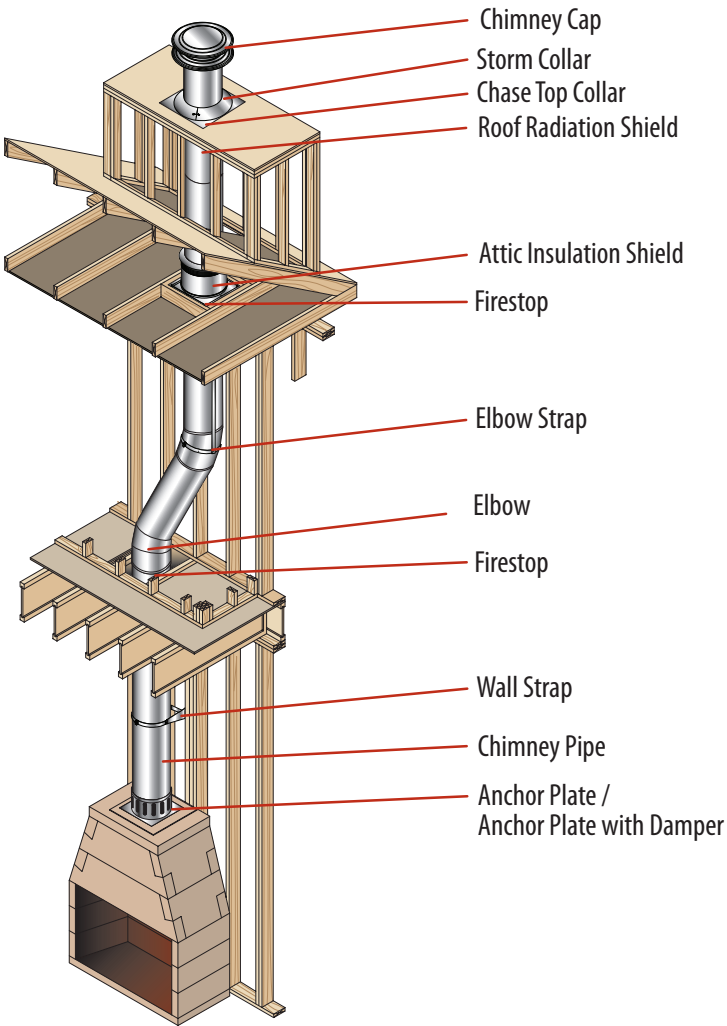
Masonry Firebox with Metal Chimney



Prefabricated Masonry Fireplace Kit with Metal Chimney

Installation Key			
1	Chimney Cap	8	Stabilizer
2	Storm Collar	9	Firestop
3	Chase Top Flashing	10	Attic Insulation Shield
4	Roof Radiation Shield	11	Anchor Plate/ Anchor Plate with Damper
5	Chimney Section	12	Supplementary Support
6	Elbow	13	Wall Strap
7	Elbow Strap		

Refer to our Typical Installation drawings to select the appropriate component parts for your installation.



Planning Your Installation

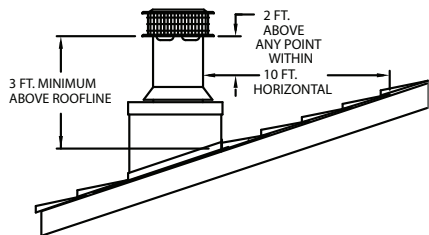
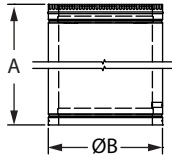


Figure 1

The following recommendations are a general guideline to assist in the layout and selection of the chimney components needed for your installation. Always follow DuraVent Installation instructions enclosed with the cap or support box before installing your chimney system. Installation instructions can be viewed online at www.duravent.com, under catalogs and instructions.

- Measure the diameter of the fireplace flue outlet. An improperly sized chimney results in poor draft and excessive creosote formation.
- Select the chimney with the same size diameter as the fireplace flue outlet. Refer to the chimney sizing chart in the back of this catalog for masonry fireplaces.
- Install the chimney in an enclosed chase.
- If possible, avoid offsets. A straight vertical installation is more efficient and less likely to develop creosote. If an offset is required to avoid rafters or other obstructions, measure the horizontal distance required and the vertical height available. Both 15° and 30° elbows are available. Elbows greater than 30° are not allowed in the United States. One offset (two elbows) in a single installation is permitted. Refer to the offset chart in the back section of this catalog. At least one Elbow Strap is required. Elbow Straps ensure adequate support.
- Determine the minimum chimney height above the roof line. Building codes require a minimum of 3' above the roof penetration and at least 2' higher than any portion of a building within 10'. See figure 1. The termination cap is installed above that point.
- Chase Top Flashing is available. A pitched roof flashing can be locally made, if required. A storm collar is required for all installations using a flashing.
- Determine the total length of chimney required for the installation. To calculate the installed per length of 10"-16" DuraChimney II pipe, subtract 1" per joint. Minimum recommended chimney height, at sea level of straight vertical chimney, is 10' to 15' above the fireplace outlet. Higher elevations, or the use of elbows, will require approximately 30% to 60% more height to provide for an adequate draft.
- For a UL approved shroud, see the DuraChimney II Shrouds Installation Instructions (L181). View online at www.duravent.com, under catalogs and instructions.
- Be fire safe. Maintain at least 2" clearance to combustibles. Follow local building codes and have your chimney inspected by a certified professional.

Chimney Pipe

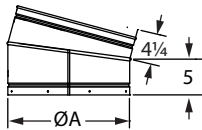


DuraChimney II pipe is available in 12", 18", 36", and 48" lengths. To calculate the installed length of DuraChimney II pipe, subtract 1" from each length of chimney pipe.

For stainless steel outer wall, call Customer Service for quote and part number. DuraChimney II is built to order and is not returnable.

SIZE	ORDER #	STOCK #	A	B
10"	10DCA-12	810000781	12"	13"
10"	10DCA-18	810000782	18"	13"
10"	10DCA-36	810000783	36"	13"
10"	10DCA-48	810000784	48"	13"
12"	12DCA-12	810000803	12"	15"
12"	12DCA-18	810000804	18"	15"
12"	12DCA-36	810000805	36"	15"
12"	12DCA-48	810000806	48"	15"
14"	14DCA-12	810000824	12"	17"
14"	14DCA-18	810000825	18"	17"
14"	14DCA-36	810000826	36"	17"
14"	14DCA-48	810000827	48"	17"
16"	16DCA-12	810000845	12"	19"
16"	16DCA-18	810000846	18"	19"
16"	16DCA-36	810000847	36"	19"
16"	16DCA-48	810000848	48"	19"

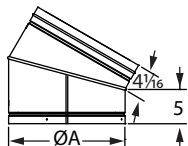
15° Elbow



Use elbows to offset obstructions such as rafters, ridgepoles, or joists. 10"-16" DuraChimney II may have two pair of elbows, if needed. Offsets greater than 30° are not allowed. Elbows are not adjustable.

SIZE	10"	12"	14"	16"
A	13"	15"	17"	19"
ORDER #	10DCA-E15	12DCA-E15	14DCA-E15	16DCA-E15
STOCK #	810000785	810000807	810000828	810000849

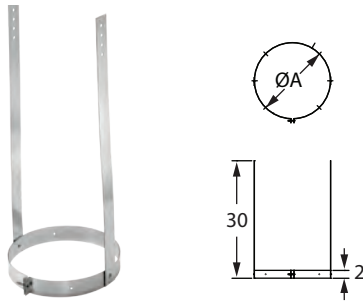
30° Elbow



Use elbows to offset obstructions such as rafters, ridgepoles, or joists. 10"-16" DuraChimney II may have two pair of elbows, if needed. Offsets greater than 30° are not allowed. Elbows are not adjustable.

SIZE	10"	12"	14"	16"
A	13"	15"	17"	19"
ORDER #	10DCA-E30	12DCA-E30	14DCA-E30	16DCA-E30
STOCK #	810000786	810000808	810000829	810000850

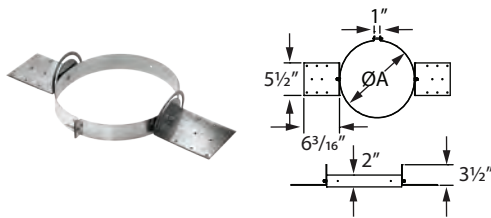
Elbow Strap



Use between two elbows to support the weight of the chimney.

SIZE	10"	12"	14"	16"
A	13 3/8"	15 3/8"	17 3/8"	19 3/8"
ORDER #	10DCA-ES	12DCA-ES	14DCA-ES	16DCA-ES
STOCK #	810000787	810000809	810000830	810000851

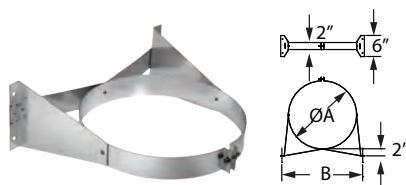
Supplementary Support



Use to help support weight of DuraChimney II. Supports a maximum of 25' of chimney. Use additional Supplementary Supports as needed.

SIZE	10"	12"	14"	16"
A	13 3/8"	15 3/8"	17 3/8"	19 3/8"
ORDER #	10DCA-SS	12DCA-SS	14DCA-SS	16DCA-SS
STOCK #	810000788	810000810	810000831	810000852

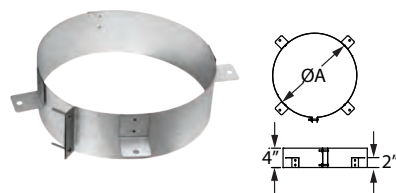
Wall Strap



Use to support and to stabilize the chimney in interior or exterior installations to ensure a 2" clearance. Wall Straps are required every 8' on exterior of building only.

SIZE	10"	12"	14"	16"
A	13 3/8"	15 3/8"	17 3/8"	19 3/8"
B	15 15/16"	18 1/8"	20 3/8"	22 1/16"
ORDER #	10DCA-WS	12DCA-WS	14DCA-WS	16DCA-WS
STOCK #	810000800	810000821	810000842	810000863

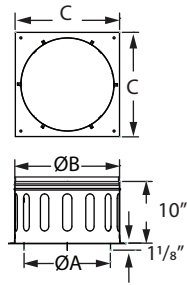

Stabilizer



Use to hold DuraChimney II in place. Use inside chase enclosures to stabilize chimney installation. Refer to fireplace manufacturer for additional requirements on use of Stabilizer.

SIZE	10"	12"	14"	16"
A	13 3/8"	15 3/8"	17 3/8"	19 3/8"
ORDER #	10DCA-ST	12DCA-ST	14DCA-ST	16DCA-ST
STOCK #	810000789	810000813	810000832	810000853

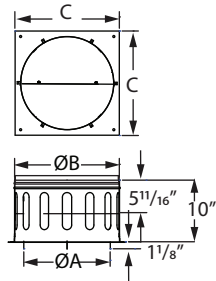
Anchor Plate



Use as a starter section for DuraChimney II. Bolts directly to fireplace outlet.

SIZE	10"	12"	14"	16"
A	10"	12"	14"	16"
B	13"	15"	17"	19"
C	15"	17"	19"	21"
ORDER #	10DCA-AP	12DCA-AP	14DCA-AP	16DCA-AP
STOCK #	810000790	810000811	810000833	810000854

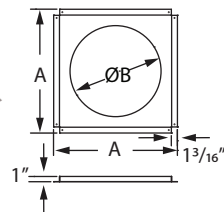

Anchor Plate w/ Damper



Use as a starter section for DuraChimney II. Bolts directly to fireplace outlet. Damper section allows chimney to be closed when fireplace is not in use. Includes chain and lintel hook.

SIZE	10"	12"	14"	16"
A	10"	12"	14"	16"
B	13"	15"	17"	19"
C	15"	17"	19"	21"
ORDER #	10DCA-APD	12DCA-APD	14DCA-APD	16DCA-APD
STOCK #	810000791	810000812	810000834	810000855

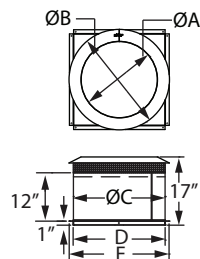
Firestop



Use in ceiling/floor penetrations above fireplace. Firestop is not required when passing through the roof. Fits on underside of ceiling.

SIZE	10"	12"	14"	16"
A	19 5/8"	21 3/8"	23 5/8"	25 5/8"
B	13 3/8"	15 3/8"	17 3/8"	19 3/8"
ORDER #	10DCA-FS	12DCA-FS	14DCA-FS	16DCA-FS
STOCK #	810000792	810000814	810000835	810000856

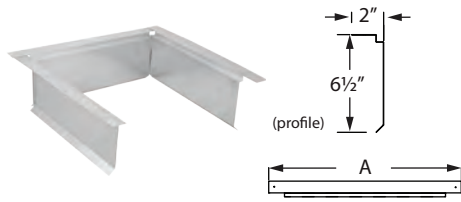
Attic Insulation Shield



Use in all installations that pass through an attic to prevent insulation and debris from accumulating near the chimney, unless chimney is enclosed through attic. Consists of two parts – collar and base.

SIZE	10"	12"	14"	16"
A	13"	15"	17"	19"
B	17"	19"	21"	29"
C	16 13/16"	18 13/16"	20 13/16"	22 13/16"
D	16 7/8"	18 7/8"	20 7/8"	22 7/8"
E	18 13/16"	20 13/16"	22 13/16"	24 13/16"
ORDER #	10DCA-IS	12DCA-IS	14DCA-IS	16DCA-IS
STOCK #	810000793	810000815	810000836	810000857


Roof Radiation Shield



Required at top of chase enclosure or where chimney passes through the roof. Roof Radiation Shield is not required if chimney is unenclosed in the attic. Four plates (included) make up one shield. Three of the four plates shown.

SIZE	10"	12"	14"	16"
A	20"	22"	24"	26"
ORDER #	10DCA-RRS	12DCA-RRS	14DCA-RRS	16DCA-RRS
STOCK #	810000794	810000816	810000837	810000858

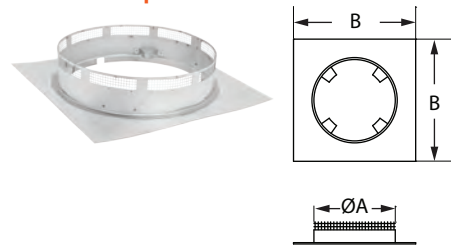
Chase Top Flashing



Encloses the top of a chase while providing a ventilation air passage to the chase. Includes spacer clips.

SIZE	10"	12"	14"	16"
A	16"	18"	20"	22"
B	20"	36"	38"	40"
ORDER #	10DCA-CTF	12DCA-CTF	14DCA-CTF	16DCA-CTF
STOCK #	810000795	810000817	810000838	810000859

Chase Top Collar



Use to construct custom sized chase tops. Provides necessary ventilation and spacing to maintain UL listing for chimney system.

SIZE	10"	12"	14"	16"
A	16"	18"	20"	22"
B	20"	22"	24"	26"
ORDER #	10DCA-CTC	12DCA-CTC	14DCA-CTC	16DCA-CTC
STOCK #	810000796	810000818	810000839	810000860

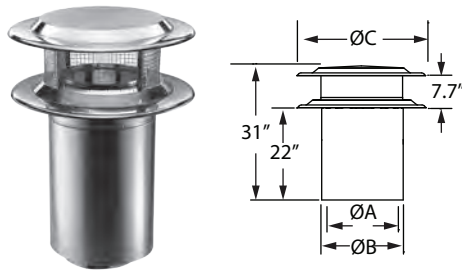
Storm Collar



Use to help prevent rain from entering chase. Use with a flashing and Chimney Cap.

SIZE	10"	12"	14"	16"
A	13"	15"	17"	19"
ORDER #	10DCA-SC	12DCA-SC	14DCA-SC	16DCA-SC
STOCK #	810000798	810000820	810000841	810000862

Chimney Cap

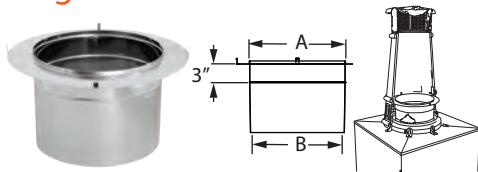


Use to terminate chimney system. Required on all installations. Slides over previous section of DuraChimney II pipe to allow for chimney height adjustment. Includes Spark Arrestor.

For stainless steel outer wall, call Customer Service. DuraChimney II is built to order and is not returnable.

SIZE	10"	12"	14"	16"
A	10"	12"	14"	16"
B	13"	15"	17"	19"
C	24"	24"	26"	26"
ORDER #	10DCA-VC	12DCA-VC	14DCA-VC	16DCA-VC
STOCK #	810000797	810000819	810000840	810000861

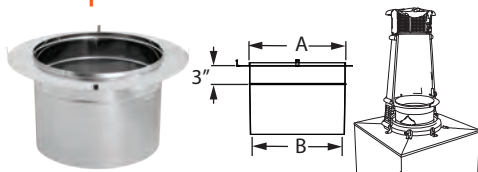
European Copper Adapter - King Model



Use for installing the European Copper Chimney Pots King model shroud/pot onto DuraChimney II chimney.

SIZE	10"	12"	14"
A	10"	12"	14"
B	9 1/2"	11 1/2"	13 1/2"
ORDER #	10DCA-ECK	12DCA-ECK	14DCA-ECK
STOCK #	810000801	810000822	810000843

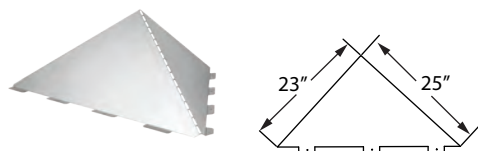
European Copper Adapter - Bishop Model



Use for installing the European Copper Chimney Pots Bishop model shroud/pot onto DuraChimney II chimney. King model shown.

SIZE	10"	12"	14"	16"
A	10"	12"	14"	16"
B	9 1/2"	11 1/2"	13 1/2"	15 1/2"
ORDER #	10DCA-ECB	12DCA-ECB	14DCA-ECB	16DCA-ECB
STOCK #	810000802	810000823	810000844	810000864

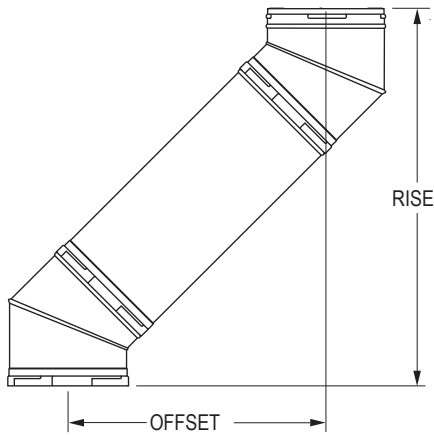
Snow Splitter



Use to divert snow around chimney, vent, and roof flashing. Constructed of paintable galvanized material. Ships flat for easy assembly.

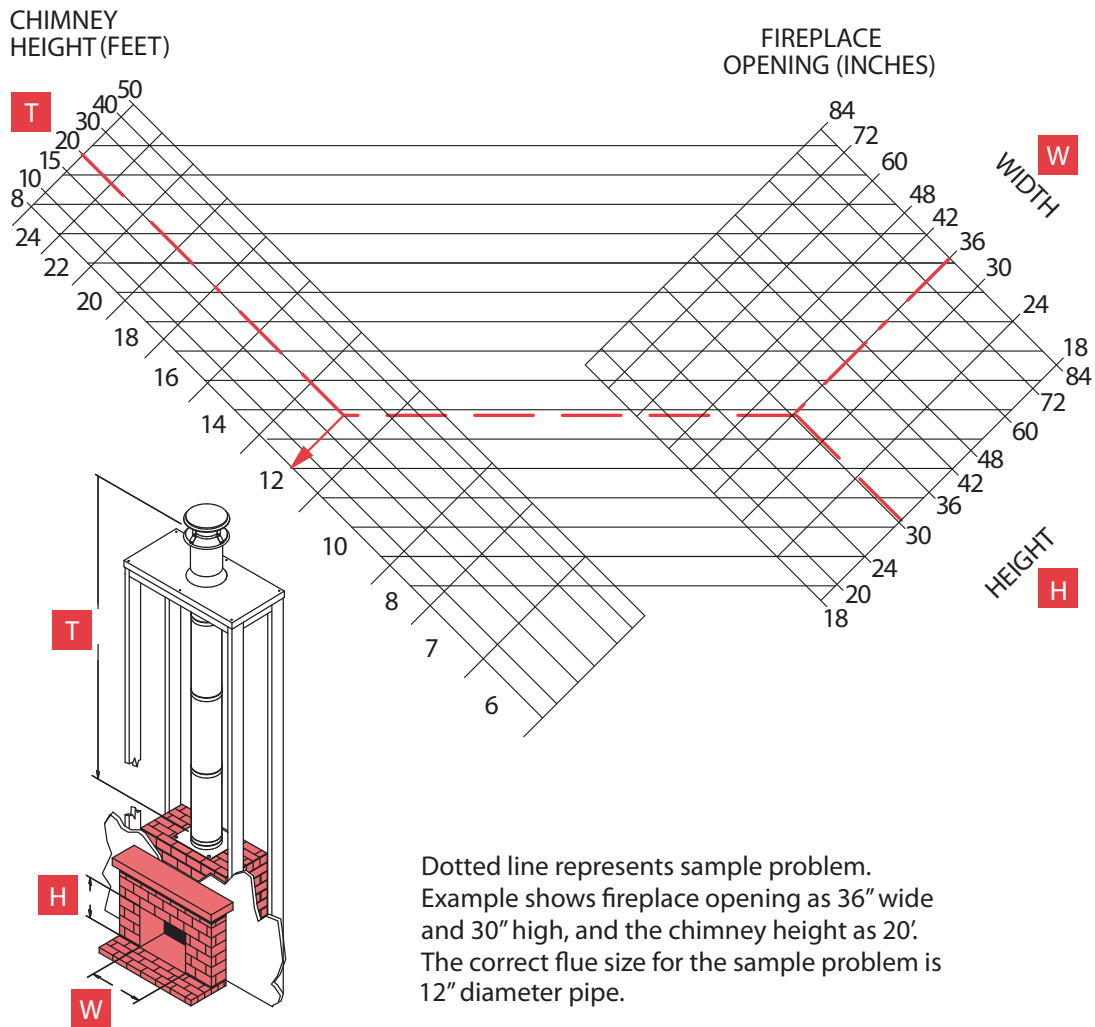
SIZE	6"
ORDER #	6DT-SP
STOCK #	810000139

Elbow Offset Chart



Elbow Angle From Vertical	Chimney Length Between Elbows	Size 10" I.D.		Size 12" I.D.		Size 14" I.D.		Size 16" I.D.	
		Offset Inches	Rise Inches	Offset Inches	Rise Inches	Offset Inches	Rise Inches	Offset Inches	Rise Inches
15°	0"	2 1/16"	20 5/8"	2 5/8"	21 5/8"	2 5/8"	21 5/8"	2 3/4"	21 1/8"
15°	12"	5 3/8"	31 1/4"	5 1/2"	31 3/4"	5 1/2"	32 1/4"	5 5/8"	32 3/4"
15°	18"	7"	37"	7"	37 1/2"	7 1/8"	38"	7 1/8"	36 1/2"
15°	36"	11 5/8"	54 1/2"	11 5/8"	55"	11 3/4"	55 3/8"	11 3/4"	55 7/8"
15°	48"	14 3/4"	66"	14 3/4"	66 1/2"	14 7/8"	67"	14 7/8"	67 1/2"
30°	0"	5 3/4"	22 3/8"	6"	22 3/8"	6 1/4"	24 1/2"	6 5/8"	25 1/2"
30°	12"	11 1/4"	32"	11 1/2"	33"	11 3/4"	34"	12"	35 1/2"
30°	18"	14 1/4"	37 1/8"	14 1/2"	38 1/8"	14 3/4"	39 1/4"	15"	40 5/8"
30°	36"	23 1/4"	52 3/4"	23 1/2"	53 3/4"	23 3/4"	54 7/8"	24"	56 1/4"
30°	48"	29 1/4"	63 1/8"	29 1/2"	64 1/8"	29 3/4"	65 1/4"	30"	66 5/8"

Chimney Sizing Chart for Fireplace Installations



Dotted line represents sample problem. Example shows fireplace opening as 36" wide and 30" high, and the chimney height as 20'. The correct flue size for the sample problem is 12" diameter pipe.

Combustion Air System

**Triple-wall stovepipe system
designed to provide air for combustion
through its components.**

ULC S641.


DVL®

**Double-wall interior
close clearance stovepipe for
connecting woodstoves to chimney.**

ULC S641.

DuraBlack®

**Single-wall interior
stovepipe for connecting
woodstoves to chimney.**



Specifications

Applications

Triple-wall chimney system designed to provide air for combustion through its components. Provides a 3" air intake for the appliance.

Materials and Construction

.016" stainless steel inner wall.
.018" galvalume middle wall.
.018" galvalume outer, painted black.

Clearances

6" clearance to walls. 8" clearance to ceiling on horizontal pipe that runs below the ceiling.

Diameters

6" and 8"

Listing

ULC-S641
c-UL-us



ULC S641 System

Combustion Air System For DuraTech, DuraTech Canada and DuraPlus HTC

The Combustion Air System (CAS) is a system designed to bring in outside combustion air directly to your wood stoves. This eliminates the use of conditioned inside air for combustion, improving the efficiency of central heating systems.

Combustion Air System is a patent-pending design that pre-heats combustion air. Inbound air is circulated through baffles around the heated areas of the support box or wall thimble. For DuraTech and HTC, the pre-heated air is supplied between the stove pipe's 2nd and 3rd wall, while the 1st wall maintains high stove temperatures.

CAS enables outside air to be used as combustion air below grade. The wall thimble for wood stoves provides combustion air to appliances used in below grade (basement) installations. Wood stoves utilize the triple wall stove pipe. CAS also minimizes down-drafts in below grade installations. It does not consume warm indoor air for combustion and not subject to oxygen starvation, poor draft and other problems associated with 'tight' energy efficient homes.

This system simplifies installation with only one wall or ceiling penetration, eliminating the need for a second penetration in the building envelope to introduce combustion air. The design is simple and elegant with decorative black finish. All products are factory finished in matte black.

Combustion Air Systems is also available for pellet stoves, see details in the PelletVent Pro section of the catalog.



Single- and Double-Wall Stovepipe Systems

DVL double-wall or DuraBlack single-wall stovepipe completes the venting system when used with one of DuraVent's chimney products, such as DuraTech, DuraTech Canada, DuraPlus, or DuraPlus HTC.

DVL

DVL's double-wall, air-insulated design reduces clearances to combustibles from 18" to 6", the closest clearance to a wall of any connector pipe. DVL improves stove performance by maintaining high flue gas temperatures for a strong, steady draft. Because the inner wall is stainless steel the flue heats up faster, stays hot longer, minimizes the formation of creosote, and has the same life expectancy as the chimney. Adjustable lengths eliminate the need for cutting or crimping.

Required for Manufactured Home installations. See appliance manufacturer's installation instructions.

DuraBlack

For an economical, drip free, single-wall stovepipe, DuraBlack is an excellent choice. Built to DuraVent's high standards, DuraBlack is constructed with die-formed end fittings. Adjustable lengths eliminate the need for cutting and crimping. Available in 24 gauge lock-seam, 22 gauge stainless steel and heavy duty 22 gauge welded seam.



Specifications

DVL

Applications

Double-wall interior stovepipe for connecting wood stoves to manufactured chimney.

Materials and Construction

.016" stainless steel inner wall.
.018" galvanized outer, painted black.

Clearances

6" clearance to walls. 8" clearance to ceilings, including cathedral ceilings.

Diameters

6"-8"

Listings

c-UL-us listed to ULC S641 (MH14089).



DuraBlack

Applications

Single-wall interior stovepipe for connecting wood stoves to manufactured chimney.

Materials and Construction

DuraBlack: 24-gauge steel construction. Lock-seamed. Painted black.

DuraBlack Welded: 22-gauge steel construction.

DuraBlack Stainless Steel: .020" 430 stainless steel

Diameters

DuraBlack: 6"-10"

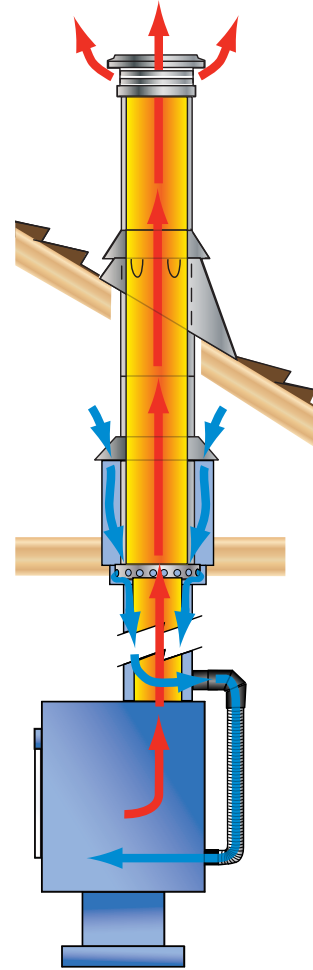
DuraBlack Welded: 6"

DuraBlack Stainless Steel: 6" and 8"

Bring In the Fresh Air


Combustion Air System For DuraTech, DuraTech Canada and DuraPlus HTC

CAS system for DuraTech and DuraPlus HTC can be used with both vertical (through-the ceiling) and horizontal (through-the-wall) chimney installations. DuraTech & DuraPlus HTC CAS wood stove systems are available in 6" and 8" chimney diameters, using system specific triple-wall connector pipe, elbows, and tees to deliver combustion air to the appliance from outside the room through the chimney penetration, eliminating the need for a separate penetration in the structure for combustion air intake.

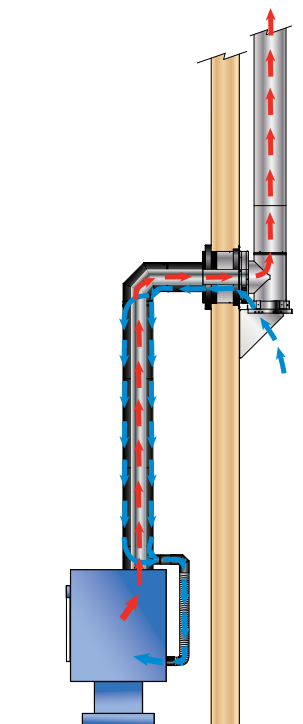


Ceiling Support Box

Fresh air is drawn and warmed through the top of the ceiling support box in the attic. The air continues down an inner chamber of the combustion air stove pipe, and stubs out at the top of the stove or tee. Aluminum flex completes the connection to the appliance.

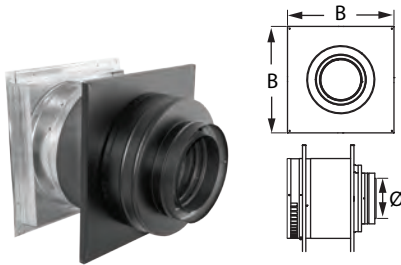


Vertical Installations



Through the Wall Installation

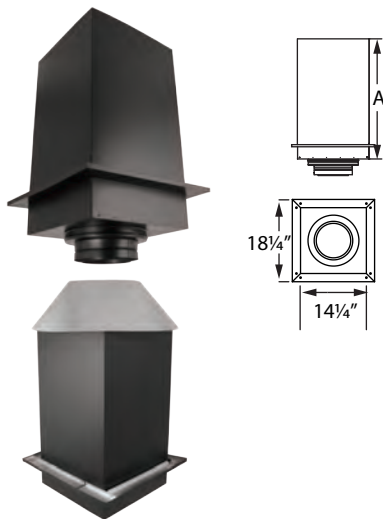
Combustion Air Wall Thimble



Provides connection between DuraTech or DuraPlus HTC chimney systems and the Combustion Air Stovepipe. Adjusts to fit wall thicknesses from 5 1/2" to 10". Extends into room 6". Painted black. Patent-pending.

DURATECH		
SIZE	6"	8"
A	6"	6"
B	16"	18"
ORDER #	6CAS-WTDT	8CAS-WTDT
STOCK #	810000865	810000879
DURAPLUS HTC		
SIZE	6"	8"
A	6"	6"
B	16"	18"
ORDER #	6CAS-WHTC	8CAS-WHTC
STOCK #	810000866	810000880

Combustion Air Ceiling Support w/ Collar



Provides connection between DuraTech or DuraPlus HTC chimney systems and the Combustion Air Stovepipe. Available in 24" or 36" heights, the Ceiling Support Box acts as an attic insulation shield with the addition of a Storm Collar. Ceiling Support extends a total of 7-1/2" below the ceiling. Black.

DURATECH				
SIZE	6"	6"	8"	8"
A	24"	36"	24"	36"
ORDER #	6CAS-CS24DT	6CAS-CS36DT	8CAS-CS24DT	8CAS-CS36DT
STOCK #	810000867	810000869	810000881	810000883
DURAPLUS HTC				
SIZE	6"	6"	8"	8"
A	24"	36"	24"	36"
ORDER #	6CAS-CS24HTC	6CAS-CS36HTC	8CAS-CS24HTC	8CAS-CS36HTC
STOCK #	810000868	810000870	810000882	810000884

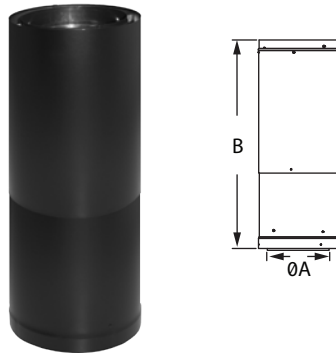
Combustion Air Stovepipe



Used to connect the stove to either the DuraTech or DuraPlus HTC chimney systems. Exhaust gases are carried within the inner wall, and combustion air is conducted from the Support Box or Wall Thimble between the middle and outer walls. Available in 12" fixed lengths and three telescoping adjustable lengths (see below). Triple-wall. Painted black.

SIZE	6"	8"
A	6"	8"
ORDER #	6CAS-12	8CAS-12
STOCK #	810000871	810000885

Combustion Air Adjustable Stovepipe



Used to connect the stove to either the DuraTech or DuraPlus HTC chimney systems. Exhaust gases are carried within the inner wall, and combustion air is conducted from the Support Box or Wall Thimble between the middle and outer walls. Available in three telescoping adjustable lengths: 14"-24", 29"-46", and 44"-68". Triple-wall. Painted black.

SIZE	6"	6"	6"	8"	8"	8"
A	6"	6"	6"	8"	8"	8"
B	14"-24"	29"-46"	44"-68"	14"-24"	29"-46"	44"-68"
ORDER #	6CAS-24A	6CAS-46A	6CAS-68A	8CAS-24A	8CAS-46A	8CAS-68A
STOCK #	810000872	810000873	810000874	810000886	810000887	810000888

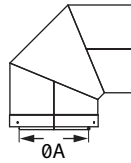
Combustion Air 45° Elbow



Use for the Combustion Air System stovepipe when an offset is needed.

SIZE	6"	8"
A	6"	8"
ORDER #	6CAS-E45	8CAS-E45
STOCK #	810000875	810000889

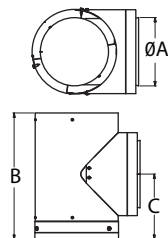
Combustion Air 90° Elbow



Use for the Combustion Air System stovepipe when an offset is needed.

SIZE	6"	8"
A	6"	8"
ORDER #	6CAS-E90	8CAS-E90
STOCK #	810000876	810000890

Combustion Air Tee



Use for the Combustion Air System stovepipe when attaching to rear-exit stoves.

SIZE	6"	8"
A	6"	8"
B	11 5/8"	14 1/2"
C	6 5/8"	7 1/4"
ORDER #	6CAS-T	8CAS-T
STOCK #	810000877	810000891

Combustion Air Stove Top Kit



Includes CAS Stovetop Adapter, 3" Aluminum Flex, 3" to 2" Decreaser, 3" single-wall Adjustable Elbow, & Hose Clamps.

SIZE	6"	8"
ORDER #	6CAS-ADK	8CAS-ADK
STOCK #	810000878	810000892

DVL® - Double-Wall Stovepipe

DVL Close Clearance Connector Kit

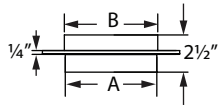
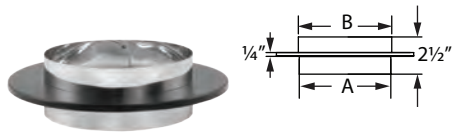


Kit includes: DVL Adapter, (2) 24" DVL Double-Wall Black Pipe, 12" DVL double-wall Adjustable Black Pipe.

Use kit to connect between appliance and chimney for a typical 8' through-the-ceiling installation.

SIZE	6"
ORDER #	6DVL-KVP
STOCK #	810000897

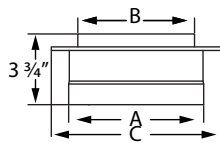
DVL/DuraBlack Chimney Adapter w/ Trim



Use to connect from double-wall DVL and/or single-wall DuraBlack to DuraTech, DuraPlus, DuraPlus HTC, and DuraLiner for a through-the-wall or ceiling support installation. Required for proper connection. Made of stainless steel.

SIZE	6"	7"	8"
A	6"	7"	8"
B	6 1/8"	7 1/8"	8 1/8"
ORDER #	6DVL-ADC	7DVL-ADC	8DVL-ADC
STOCK #	810000900	810000919	810000936

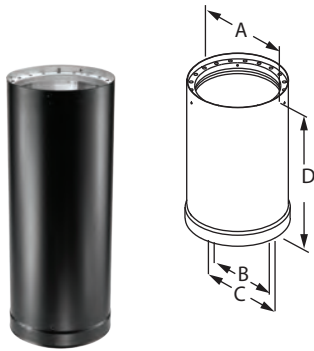
Chimney Adapter w/ Trim



Use to connect from double-wall DVL to DuraTech, DuraPlus, DuraPlus HTC, and DuraLiner for a through-the-wall or ceiling support installation. Required for proper connection. Provides a strong mechanical connection. Painted black. Adapter will work with all 6"-8" DuraPlus, 6"-8" DuraPlus HTC, and 7"-8" DuraTech installations. Adapter will work with 5"-6" DuraTech Ceiling Support Box installations only.

SIZE	6"	7"	8"
A	7 1/8"	8 1/8"	9 1/8"
B	6 1/4"	7 1/4"	8 1/4"
C	9"	11"	11"
ORDER #	6DVL-ADT	7DVL-ADT	8DVL-ADT
STOCK #	810000899	810000918	810000935

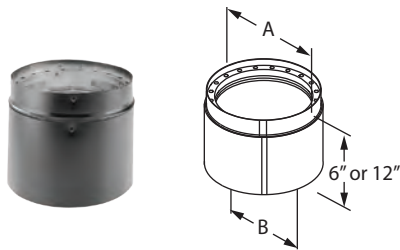
DVL Double-Wall Black Pipe



Designed for installation with minimum clearance to combustibles (6" to walls, 8" from top of horizontal run to ceiling). Available in 6", 7", and 8" diameters. Subtract 3/4" for installed length. Constructed with a stainless steel inner wall.

SIZE		6"	7"	8"
A		7"	8"	9"
B		6"	7"	8"
C		7 1/8"	8 1/8"	9 1/8"
D		6", 12", 18", 24", & 48"		
6" LENGTH	ORDER #	6DVL-06	7DVL-06	8DVL-06
	STOCK #	810000901	810000920	810000937
12" LENGTH	ORDER #	6DVL-12	7DVL-12	8DVL-12
	STOCK #	810000902	810000921	810000938
18" LENGTH	ORDER #	6DVL-18	7DVL-18	8DVL-18
	STOCK #	810000903	810000922	810000939
24" LENGTH	ORDER #	6DVL-24	7DVL-24	8DVL-24
	STOCK #	810000904	810000923	810000940
48" LENGTH	ORDER #	6DVL-48	7DVL-48	8DVL-48
	STOCK #	810000905	810000924	810000941

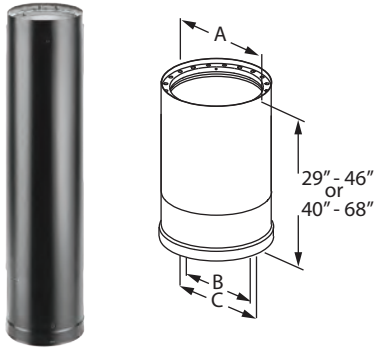
DVL Double-Wall Adjustable Black Pipe



Use to add length to DVL pipe. 6" pipe adds 2"-5" of length, 12" pipe adds 2"-11" of length, when used with rigid sections of pipe. 12" section can be ovalized for oval-to-round appliance connector.

SIZE		6"	7"	8"
A		7"	8"	9"
B		6"	7"	8"
6" ORDER #	ORDER #	6DVL-6ADJ	7DVL-6ADJ	8DVL-6ADJ
	STOCK #	810000906	810000925	810000942
12" ORDER #	ORDER #	6DVL-12ADJ	7DVL-12ADJ	8DVL-12ADJ
	STOCK #	810000907	810000926	810000943

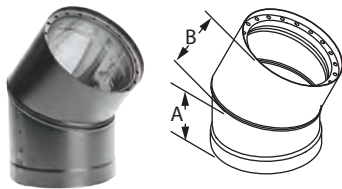
DVL Telescoping Length



Use for a two-piece installation from stove to ceiling support box or finishing collar. Available in 29\" - 46\" and 40\" - 68\" extensions. No cutting required.

SIZE		6"	7"	8"
A		7"	8"	9"
B		6"	7"	8"
C		7 1/8"	8 1/8"	9 1/8"
29" - 46"	ORDER #	6DVL-46TA	7DVL-46TA	8DVL-46TA
	STOCK #	810000908	810000927	810000944
40" - 68"	ORDER #	6DVL-68TA	7DVL-68TA	8DVL-68TA
	STOCK #	810000909	810000928	810000945


DVL Double-Wall Black 45° Elbow



Offsets obstructions as needed. Elbows angles are adjustable.

SIZE	6"	7"	8"
A	3 1/2"	4 1/2"	5 1/2"
B	4 1/4"	5 3/8"	5 3/8"
ORDER #	6DVL-E45	7DVL-E45	8DVL-E45
STOCK #	810000910	810000929	810000946

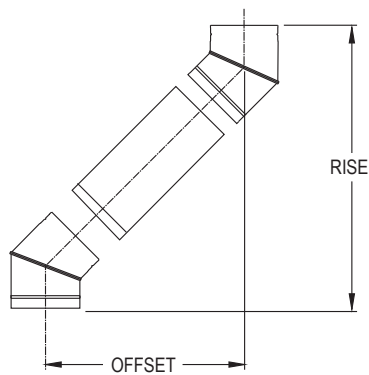
DVL Double-Wall Black 90° Elbow



Offsets obstructions as needed. Elbows angles are adjustable. Not recommended for rear exit appliances.

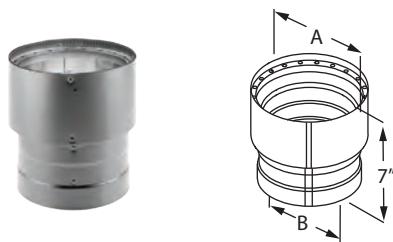
SIZE	6"	7"	8"
A	6"	7"	7 1/2"
B	5 3/4"	6 3/4"	7 1/4"
ORDER #	6DVL-E90	7DVL-E90	8DVL-E90
STOCK #	810000911	810000930	810000947

Offset Chart - DVL



SIZE		6" DIAMETER		7" DIAMETER		8" DIAMETER	
Elbow Degrees	Chimney Section	Offset Inches	Rise Inches	Offset Inches	Rise Inches	Offset Inches	Rise Inches
45°	0"	5"	13 3/4"	7"	17 1/4"	7"	17 1/2"
45°	6"	8 3/4"	16 1/2"	10 1/2"	21"	10 1/2"	21"
45°	12"	13"	20 3/4"	14 3/4"	25 1/4"	14 3/4"	25 1/4"
45°	18"	17 1/4"	25"	19"	29 1/2"	19"	29 1/2"
45°	24"	21 1/2"	39 1/4"	23 3/4"	33 3/4"	23 1/4"	33 3/4"
45°	48"	38 1/2"	46 1/4"	40 1/4"	50 3/4"	40 1/4"	50 3/4"
90°	0"	10 1/2"	6"	13"	14 1/4"	13 1/2"	14 3/4"
90°	6"	15 1/4"	6"	17 3/4"	14 1/4"	18 1/4"	14 3/4"
90°	12"	21 1/4"	6"	23 3/4"	14 1/4"	24 1/4"	14 3/4"
90°	18"	27 1/4"	6"	29 3/4"	14 1/4"	30 1/4"	14 3/4"
90°	24"	33 1/4"	6"	35 3/4"	14 1/4"	36 1/4"	14 3/4"
90°	48"	57 1/4"	6"	59 3/4"	14 1/4"	60 1/4"	14 3/4"

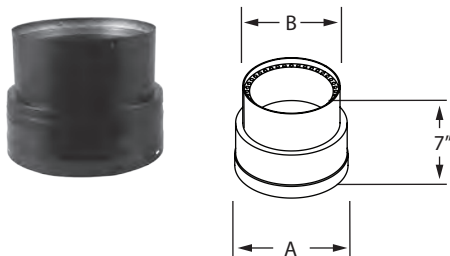
DVL Increaser



Use to increase from a smaller appliance flue outlet to larger diameter chimney or stovepipe.

SIZE	5"-6"	6"-7"	7"-8"	6"-8"
A	6"	7"	8"	8"
B	5 1/8"	6"	7"	6"
ORDER #	5DVL-X6	6DVL-X7	7DVL-X8	6DVL-X8
STOCK #	810000912	810000931	810000948	810000949

DVL Decreaser

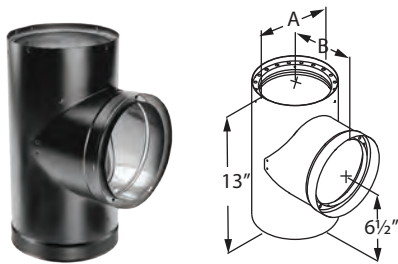


Use to decrease the appliance outlet only when approved by the appliance manufacturer or authority having jurisdiction.

***IMPORTANT:** The diameter of the stovepipe (connector) and chimney should match the outlet size on the appliance. Decreasing chimney diameter even 1" can affect draft and have serious negative impact of chimney performance. Please check the stove manufacturer's venting instructions closely prior to installing a DECREASER. Be careful to use these components only when appropriate.

SIZE	7"-6"	8"-7"
A	7"	8"
B	6"	7"
ORDER #	7DVL-X6	8DVL-X7
STOCK #	810006992	810006993


DVL Double-Wall Black Tee w/ Clean-out Cap



Use with rear exit appliances and appliances that require a barometric damper.

SIZE	6"	7"	8"
A	7"	8"	9"
B	6"	7"	8"
ORDER #	6DVL-T	7DVL-T	8DVL-T
STOCK #	810000913	810000932	810000950

DVL Adapter/Damper Section



Connects DVL pipe to the appliance flue outlet. Use as a stove adapter. The damper is optional. Stock # with (W/O) has no damper.

SIZE	5"	6"	7"	8"
A	6"	7"	8"	9"
B	4 5/8"	5 5/8"	6 1/2"	7 1/2"
ORDER #	--	6DVL-ADWD	7DVL-ADWD	8DVL-ADWD
STOCK #	--	810000914	810000933	810000951
ORDER # W/O	5DVL-AD	6DVL-AD	7DVL-AD	8DVL-AD
STOCK #	810000898	810000915	810000934	810000952

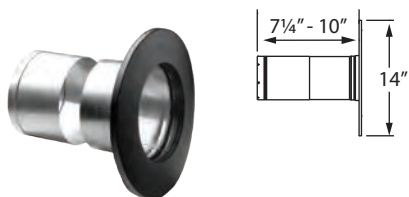
DVL Oval-To-Round Adapter



Use on Vermont Casting appliances with oval flue collars to adapt to round pipe.

SIZE	8" OVAL TO 6" ROUND	8" OVAL TO 8" ROUND
ORDER #	6DVL-ORAD	8DVL-ORAD
STOCK #	810000916	810000953

Masonry Thimble w/ Slip Connector



Penetrates masonry chimney for connection of DuraBlack or DVL to DuraLiner. Adapter must be used to attach the connector pipe to the masonry thimble. Pricing for Masonry Thimble with Slip connector listed under DuraLiner.

SIZE	6"	8"
ORDER #	6DLR-MTSC	8DLR-MTSC
STOCK #	810000917	810000954

DuraBlack® - Single-Wall Stovepipe

DuraBlack Stovepipe Kit

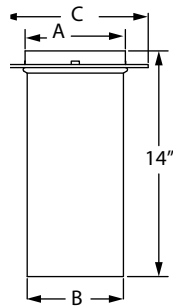


Kit includes: 14" DuraBlack Slip Connector w/Trim and (2) 24" DuraBlack Single-Wall Black Pipe.

Use kit to connect between appliance and chimney for a typical 8' through-the-ceiling installation.

SIZE	6"
ORDER #	6DBK-KSP
STOCK #	810000955

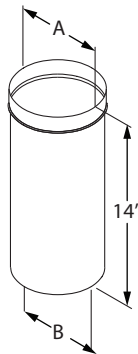
DuraBlack Slip Connector w/ Trim



Used to adapt DuraBlack pipe to 6" - 8" Ceiling Support Box, including DuraTech, DuraPlus, and DuraPlus HTC systems. The Slip connector can also be added to 6" - 8" DuraTech finishing collar. Adds 3"-13" of length to rigid pipe. Provides a strong mechanical connection.

SIZE	6"	7"	8"
A	6 1/4"	7 1/4"	8 1/4"
B	6"	7"	8"
C	9"	11"	11"
ORDER #	6DBK-SC	7DBK-SC	8DBK-SC
STOCK #	810000957	810000983	810000997


DuraBlack Slip Connector



Use to adapt DuraBlack pipe to ceiling support box or finishing collar. Adds 3" - 13" of length to rigid pipe. Allows drip-free installation without cutting the pipe. Can be used in line to create a telescoping combination when used with a straight length of pipe. Requires screws.

SIZE	10"
A	10 3/16"
B	9 15/16"
ORDER #	10DBK-SC
STOCK #	810001019

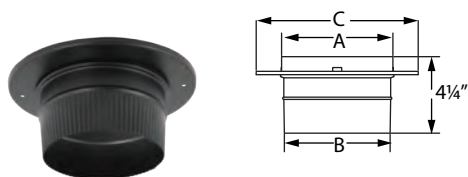
DuraBlack Telescoping Length w/ Trim



Use for a two-piece installation. Connects directly from stove to ceiling support box or finishing collar. Adjusts from 44"- 68". No cutting required. Available in stainless steel (SS).

SIZE	6"
A	44"
B	35"
C	9"
D	68"
E	33"
ORDER #	6DBK-TL
STOCK #	810000959

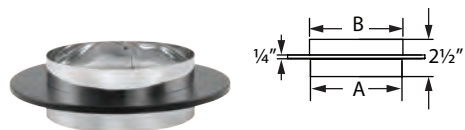
Snap-Lock Adapter w/ Trim



Connects into the ceiling support box or finishing collar and extends down to fit into stovepipe for a drip-free connection to a DuraTech, DuraPlus, DuraPlus HTC, or DuraLiner Chimney system. Provides a strong mechanical connection. Adapter will work with all 6"-8" DuraPlus, 6"-8" DuraPlus HTC, and 7"-8" DuraTech installations. Adapter will work with 5"-6" DuraTech Ceiling Support Box installations only.

SIZE	5"	6"	7"	8"
A	5 1/4"	6 1/4"	7 1/4"	8 1/4"
B	4 7/8"	5 7/8"	6 7/8"	7 7/8"
C	9"	9"	11"	11"
ORDER #	5DBK-ADSL	6DBK-ADSL	7DBK-ADSL	8DBK-ADSL
STOCK #	810000956	810000961	810000984	810000999

DVL/DuraBlack Chimney Adapter w/ Trim



Use to connect from double-wall DVL and/or single-wall DuraBlack to DuraTech, DuraPlus, DuraPlus HTC, and DuraLiner for a through-the-wall or ceiling support installation. Required for proper connection. Made of stainless steel.

SIZE	6"	7"	8"
A	6"	7"	8"
B	6 1/8"	7 1/8"	7 1/8"
ORDER #	6DVL-ADC	7DVL-ADC	8DVL-ADC
STOCK #	810000900	810000919	810000936

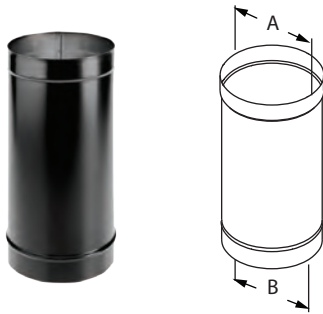
DuraBlack Slip Inserter w/ Trim



Use to adapt from 6" DuraBlack to 8" DuraTech, DuraPlus, DuraPlus HTC, or DuraLiner at the ceiling support box or finishing collar. Adds 5" - 15" of length.

SIZE	6" - 8"
ORDER #	6DBK-XS8
STOCK #	810000962

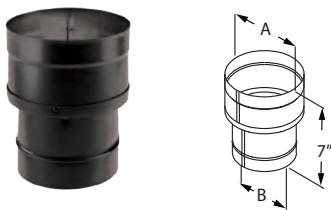
DuraBlack Single-Wall Black Pipe



Use for a single-wall connector pipe. Requires 18" clearance to combustibles. Subtract 1 1/4" from length to calculate the installed length.

SIZE		6"	7"	8"	10"
A		6 1/8"	7 1/8"	8 1/8"	10 1/8"
B		6"	7"	8"	10"
12" LENGTH	ORDER #	6DBK-12	7DBK-12	8DBK-12	10DBK-12
	STOCK #	810000963	810000985	810001000	810001020
24" LENGTH	ORDER #	6DBK-24	7DBK-24	8DBK-24	10DBK-24
	STOCK #	810000965	810000986	810001002	810001021
48" LENGTH	ORDER #	6DBK-48	7DBK-48	8DBK-48	--
	STOCK #	810000967	810000988	810001004	--

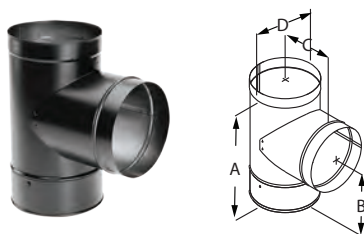
DuraBlack Inserter



Use to increase from a smaller appliance flue outlet to a larger diameter chimney or stovepipe.

SIZE	5" - 6"	6" - 7"	7" - 8"	8" - 10"	9" - 10"
A	6 1/8"	7 1/8"	8 1/8"	10 1/8"	10 1/8"
B	5"	6"	7"	8"	9"
ORDER #	5DBK-X6	6DBK-X7	7DBK-X8	8DBK-X10	9DBK-X10
STOCK #	810000969	810000987	810001006	810001022	810001023

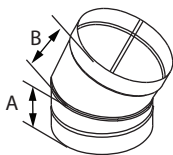
DuraBlack Tee w/ Clean-Out Cap



Use with rear exit appliances and appliances that require a barometric damper.

SIZE	6"	7"	8"	10"
A	10 1/2"	11 1/2"	12 1/2"	14"
B	6 3/8"	7"	7 1/4"	8 1/4"
C	5 3/4"	6"	7"	8"
D	6 1/8"	7 1/8"	8 1/8"	10 1/8"
ORDER #	6DBK-T	7DBK-T	8DBK-T	10DBK-T
STOCK #	810000970	810000991	810001007	810001024

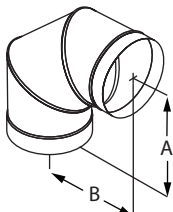
DuraBlack 45° Elbow



Offsets obstructions as needed. Elbows angles are now adjustable. Adjustable elbows are manufactured drip free so creosote travels back to the stove as intended.

SIZE	6"	7"	8"	10"
A	4"	4"	4 1/2"	4 1/2"
B	3 1/2"	3 3/8"	4 1/2"	3 3/8"
ORDER #	6DBK-E45	7DBK-E45	8DBK-E45	10DBK-E45
STOCK #	810000972	810000989	810001009	810001025

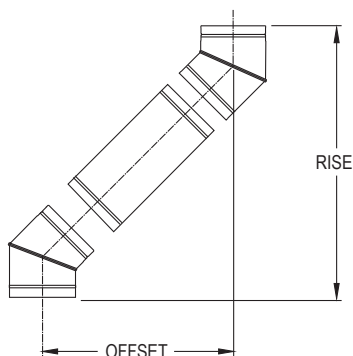
DuraBlack 90° Elbow



Offsets obstructions as needed or to orient the stovepipe horizontally for through the wall installation. Elbows angles are now adjustable. Adjustable elbows are manufactured drip free so creosote travels back to the stove as intended. Not recommended for rear exit appliances.

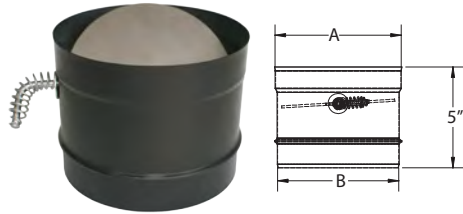
SIZE	6"	7"	8"	10"
A	6"	6 1/4"	7"	7 1/2"
B	5 3/4"	6 3/4"	7 1/8"	7"
ORDER #	6DBK-E90	7DBK-E90	8DBK-E90	10DBK-E90
STOCK #	810000974	810000990	810001011	810001026

Offset Chart - DuraBlack



SIZE		6" DIAMETER		7" DIAMETER		8" DIAMETER		10" DIAMETER	
Elbow Degrees	Chimney Section	Offset Inches	Rise Inches	Offset Inches	Rise Inches	Offset Inches	Rise Inches	Offset Inches	Rise Inches
45°	0"	4 1/2"	12 1/2"	4 1/2"	14 3/4"	5 1/2"	14 3/4"	5 3/4"	15"
45°	12"	12"	19"	12"	22 1/4"	13 1/4"	22 1/4"	13 1/4"	22 3/4"
45°	24"	20 1/2"	28"	21 1/2"	30 3/4"	21 3/4"	30 3/4"	21 3/4"	31 1/4"
45°	48"	37 1/2"	45"	37 3/4"	47 3/4"	38 3/4"	47 3/4"	--	--
90°	0"	10 1/2"	11 3/4"	12 1/4"	12 1/2"	13"	14 1/4"	14 1/2"	16 3/4"
90°	12"	21 1/4"	11 3/4"	23"	12 1/2"	25 1/2"	14 1/4"	25 1/4"	16 3/4"
90°	24"	33 1/4"	11 3/4"	35"	12 1/2"	37 1/4"	14 1/4"	37 1/4"	16 3/4"
90°	48"	57 1/4"	11 3/4"	59"	12 1/2"	61 1/2"	14 1/4"	--	--

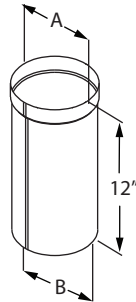
DuraBlack Damper Section



Install at, or close to, the stove outlet in-line. 5" pipe section with the damper pre-installed.

SIZE	6"	7"	8"
ORDER #	6DBK-DS	7DBK-DS	8DBK-DS
STOCK #	810000976	810000992	810001013
A	6 1/8"	7 1/8"	8 1/8"
B	6"	7"	8"

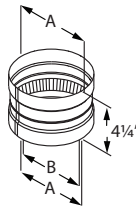
DuraBlack Oval-To-Round Adapter



Connects to the oval flue outlet of the appliance. Must be field ovalized.

SIZE	6"	7"	8"
A	6 1/8"	7 1/8"	8 1/8"
B	5 15/16"	6 15/16"	7 15/16"
ORDER #	6DBK-ADOR	7DBK-ADOR	8DBK-ADOR
STOCK #	810000977	810000993	810001014

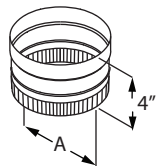
DuraBlack Double-Skirted Stovetop Adapter



Use to adapt DuraBlack stovepipe to appliance flue outlets. Outer wall covers appliance flue outlet.

SIZE	6"	7"	8"	10"
A	6 1/8"	7 1/8"	8 1/8"	10 1/8"
B	5 5/8"	6 5/8"	7 5/8"	9 5/8"
ORDER #	6DBK-ADDB	7DBK-ADDB	8DBK-ADDB	10DBK-ADDB
STOCK #	810000978	810000994	810001015	810001027

DuraBlack Stovetop Adapter

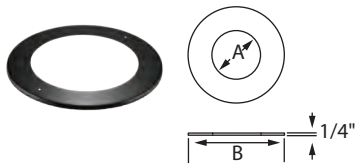


Use to adapt DuraBlack stovepipe to appliance flue outlet.

SIZE	6"	7"	8"
A	5 15/16"	6 15/16"	7 15/16"
ORDER #	6DBK-AD	7DKB-AD	8DBK-AD
STOCK #	810000979	810000995	810001016

METRIC ADAPTER 6 1/8"	
A	4 3/8"
ORDER #	6DBK-ADM
STOCK #	810000981

DuraBlack Trim Collar

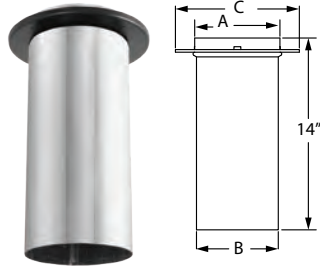


Use as a decorative Trim Collar for DuraBlack connection to chimney.

SIZE	6"	7"	8"	10"
A	6 1/8"	7 1/8"	8 1/8"	10 1/8"
B	9"	10"	11"	13"
ORDER #	6DBK-TC	7DBK-TC	8DBK-TC	10DBK-TC
STOCK #	810000982	810000996	810001018	810001028

DuraBlack® Stainless Steel - Single-Wall Stovepipe

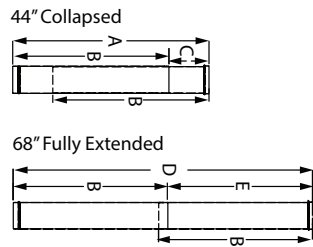
DuraBlack SS Slip Connector w/ Trim



Use to adapt DuraBlack pipe to ceiling support box or finishing collar. Adds 3" - 13" of length to rigid pipe. Allows drip-free installation without cutting the pipe. Can be used in line to create a telescoping combination when used with a straight length of pipe.

SIZE	6"	8"
A	6 3/16"	8 3/16"
B	5 15/16"	7 15/16"
ORDER #	6DBK-SCSS	8DBK-SCSS
STOCK #	810000958	810000998

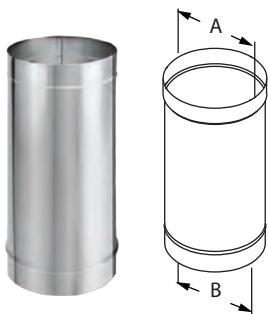
DuraBlack SS Telescoping Length w/ Trim



Use for a two-piece installation. Connects directly from stove to ceiling support box or finishing collar. Adjusts from 44" - 68". No cutting required.

SIZE	6"
A	44"
B	35"
C	9"
D	68"
E	33"
ORDER #	6DBK-TLSS
STOCK #	810000960

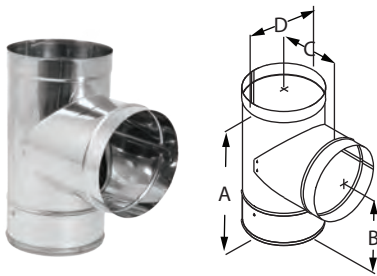
DuraBlack SS Single-Wall Pipe



Use for a single-wall connector pipe. Requires 18" clearance to combustibles. Subtract 1 1/4" from the length to calculate the installed length.

SIZE		6"	8"
A		6 1/8"	8 1/8"
B		6"	8"
12" LENGTH	ORDER #	6DBK-12SS	8DBK-12SS
	STOCK #	810000964	810001001
24" LENGTH	ORDER #	6DBK-24SS	8DBK-24SS
	STOCK #	810000966	810001003
48" LENGTH	ORDER #	6DBK-48SS	8DBK-48SS
	STOCK #	810000968	810001005

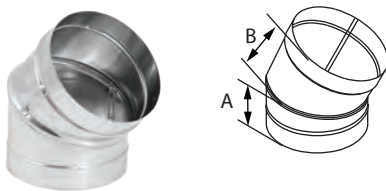
DuraBlack SS Tee w/ Clean-Out Cap



Use with rear exit appliances and appliances that require a barometric damper.

SIZE	6"	8"
A	10 1/2"	12 1/2"
B	6 3/8"	7 1/4"
C	5 3/4"	7"
D	6 1/8"	8 1/8"
ORDER #	6DBK-TSS	8DBK-TSS
STOCK #	810000971	810001008


DuraBlack SS 45° Elbow



Offsets obstructions as needed. Adjustable.

SIZE	6"	8"
A	4"	4 1/2"
B	3 1/2"	4 1/2"
ORDER #	6DBK-E45SS	8DBK-E45SS
STOCK #	810000973	810001010

DuraBlack SS 90° Elbow



Offsets obstructions as needed. Adjustable. Not recommended for rear exit appliances.

SIZE	6"	8"
A	6"	7"
B	5 3/4"	7 1/8"
ORDER #	6DBK-E90SS	6DBK-E90SS
STOCK #	810000975	810001012

DuraBlack SS Stovetop Adapter

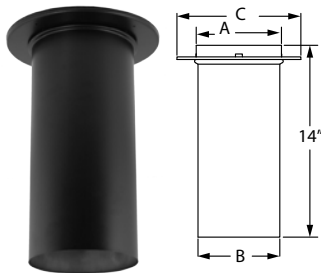


Use to adapt DuraBlack stovepipe to appliance flue outlet.

SIZE	6"	8"
A	5 15/16"	7 15/16"
ORDER #	6DBK-ADSS	8DBK-ADSS
STOCK #	810000980	810001017

DuraBlack® Welded - Single-Wall Stovepipe 22 Gauge

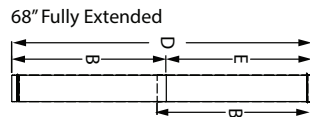

DuraBlack Welded Slip Connector w/ Trim



Use to adapt DuraBlack pipe to ceiling support box or finishing collar. Adds 3" - 13" of length to rigid pipe. Allows drip-free installation without cutting the pipe. Can be used in line to create a telescoping combination when used with a straight length of pipe. Requires screws.

SIZE	6"
A	6 3/16"
B	5 15/16"
ORDER #	6DBK-SCW
STOCK #	810008023

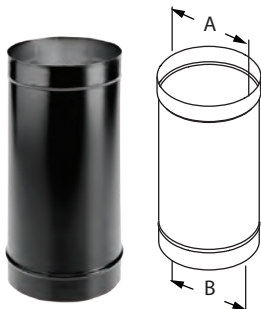
DuraBlack Welded Telescoping Length w/ Trim



Use for a two-piece installation. Connects directly from stove to ceiling support box or finishing collar. Adjusts from 44"- 68". No cutting required. Available in stainless steel (SS).

SIZE	6"
A	44"
B	35"
C	9"
D	68"
E	33"
ORDER #	6DBK-TLW
STOCK #	81000804

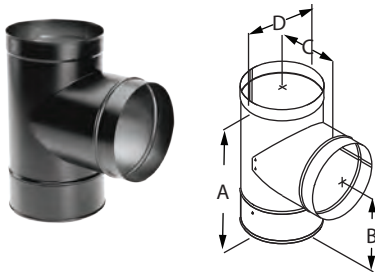
DuraBlack Welded Single-Wall Black Pipe



Use for a single-wall connector pipe. Requires 18" clearance to combustibles. Subtract 1 1/4" from length to calculate the installed length.

SIZE	6"	
A	6 1/8"	
B	6"	
12" LENGTH	ORDER #	6DBK-12W
	STOCK #	810008016
24" LENGTH	ORDER #	6DBK-24W
	STOCK #	810008017
48" LENGTH	ORDER #	6DBK-48W
	STOCK #	810008018

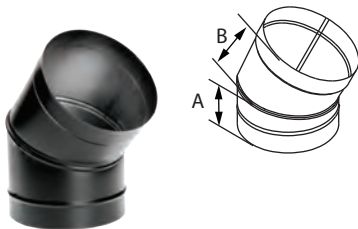
DuraBlack Welded Tee w/
Clean-Out Cap



Use with rear exit appliances and appliances that require a barometric damper.

SIZE	6"
A	10 1/2"
B	6 3/8"
C	5 3/4"
D	6 1/8"
ORDER #	6DBK-TW
STOCK #	810008025

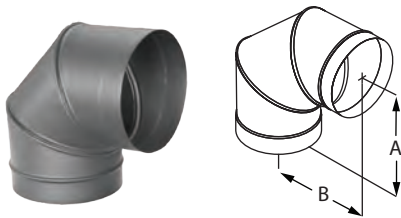
DuraBlack Welded 45° Elbow



Offsets obstructions as needed. Adjustable.

SIZE	6"
A	4"
B	3 1/2"
ORDER #	6DBK-E45W
STOCK #	810008021

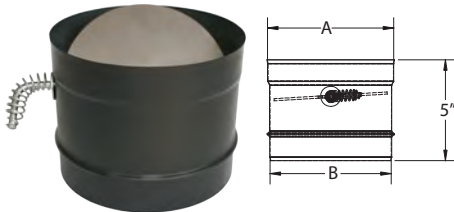
DuraBlack Welded 90° Elbow



Offsets obstructions as needed. Adjustable. Not recommended for rear exit appliances.

SIZE	6"
A	6"
B	5 3/4"
ORDER #	6DBK-E90W
STOCK #	810008022

DuraBlack Welded Damper Section



Install at, or close to, the stove outlet in-line. 5" pipe section with the damper pre-installed.

SIZE	6"
A	6 1/8"
B	6"
ORDER #	6DBK-DSW
STOCK #	810008020

DuraBlack Welded Stovetop Adapter



Use to adapt DuraBlack stovepipe to appliance flue outlet.

SIZE	6"
A	5 15/16"
ORDER #	6DBK-ADW
STOCK #	810008019

PelletVent Pro®
Biofuel venting system.
UL 641, ULC S609, and
ULC/ORD C441.



Specifications

Applications

PelletVent Pro is a venting system designed for stoves and inserts that use wood pellets and oil fuel. It is also built to vent biofuel products such as corn, switch grass, cherry pits, soybeans, coffee husks, sunflower hulls, walnut shells and wheat, to name a few. (Rated for continuous use flue temperatures up to 570° F.)

Materials and Construction

Laser-welded, double-wall pipe with a .012" inner wall of 444 stainless steel and a .018" laser-welded galvalume outer wall. Painted black exterior available. Primary metal-to-metal connection seals joint. Encapsulated o-ring provides a secondary seal.

Clearances

1" clearance to combustibles in the USA and Canada for appliances using corn and other biofuels, wood pellets or oil.

Diameters

3" & 4"

Listings

c-UL-us Listed to UL 641 (MH8381 and MH14420).
ULC Listed to ULC S609, ULC/ORD C441 (CMH1439 and CMH1440).



UL 641, ULC S609, and ULC/ORD C441 System

PelletVent Pro for biofuels

All PelletVent Pro® components that come into contact with flue gases are built with an inner wall of corrosion resistant super-ferritic metal. PelletVent Pro is engineered with features for a durable, safe and aesthetically pleasing venting system. PelletVent Pro is a **patent-pending** venting system for stoves and inserts that use wood pellets, corn and other biofuels, or oil, as fuel. As a result of DuraVent's cutting-edge manufacturing process and commitment to innovation, PelletVent Pro is uncompromised in attention to detail and performance. This perfect fit and finish is made possible with a laser-welded inner and outer wall. Select components are available in black.

PelletVent Pro is UL listed for 1" clearance to combustibles in the USA and in Canada. It's double-wall, air-insulated design offers superior performance. Seams are factory-sealed on all elbows, tees, and fittings. Since the introduction of pellet stoves in the 1980's, DuraVent is recognized as the industry leader in venting systems for pellet stoves. For over 20 years, DuraVent's Pellet Vent has been the number 1 choice for installers.



Combustion Air System

PelletVent Pro

The Combustion Air System (CAS) is a system designed to bring in outside combustion air directly to your pellet stoves. This eliminates the use of conditioned inside air for combustion, improving the efficiency of central heating systems.

Combustion Air System is a patent-pending design that pre-heats combustion air. Inbound air is circulated through baffles around the heated areas of the support box or wall thimble. For PelletVent Pro, the pre-heated air is delivered down a wall channel to assure that the pellet vent is not cooled.

CAS enables outside air to be used as combustion air below grade. The wall thimble and wall channel provide combustion air to the pellet stove when used in a below grade (basement installation). Pellet stoves utilize the adjustable air channel. CAS also minimizes down-drafts in below grade installations. It does not consume warm indoor air for combustion and not subject to oxygen starvation, poor draft and other problems associated with 'tight' energy efficient homes.

This system simplifies installation with only one wall or ceiling penetration, eliminating the need for a second penetration in the building envelope to introduce combustion air. The design is simple and elegant with decorative black finish. All products are factory finished in matte black.



Specifications

Combustion Air Systems for PelletVent Pro Applications

Multi-fuel system designed to provide air to the appliance for combustion. Provides a 3" air intake for the appliance.

Materials and Construction

Laser-welded, double-wall pipe with a .012" inner wall of 444 stainless steel and a .018" laser-welded galvalume outer wall. Primary metal-to-metal connection seals joint. Encapsulated o-ring provides a secondary seal.

Clearances

1" clearance to any combustibles.

Diameters

3" and 4"

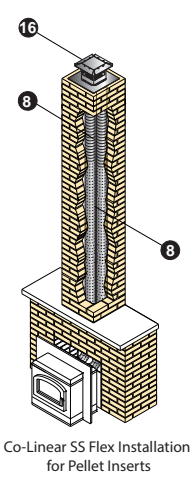
Listing

c-UL-us (MH8381)

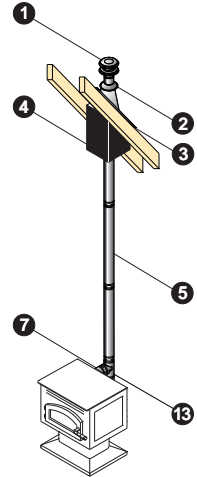


LOOKING FOR DIRECT VENT PELLET INSTALLATIONS?
See the NEW CVS section of the catalog on page 214.

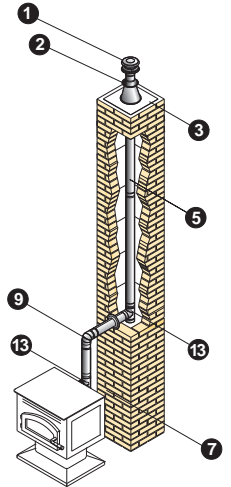
Typical Installations



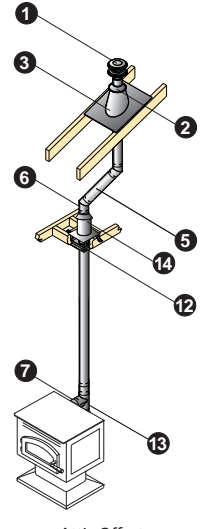
Co-Linear SS Flex Installation for Pellet Inserts



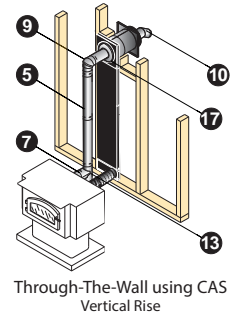
Cathedral Ceiling Stove Installation



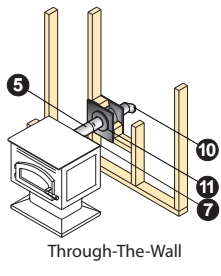
Masonry Chimney Relining with Rigid Pipe



Attic Offset



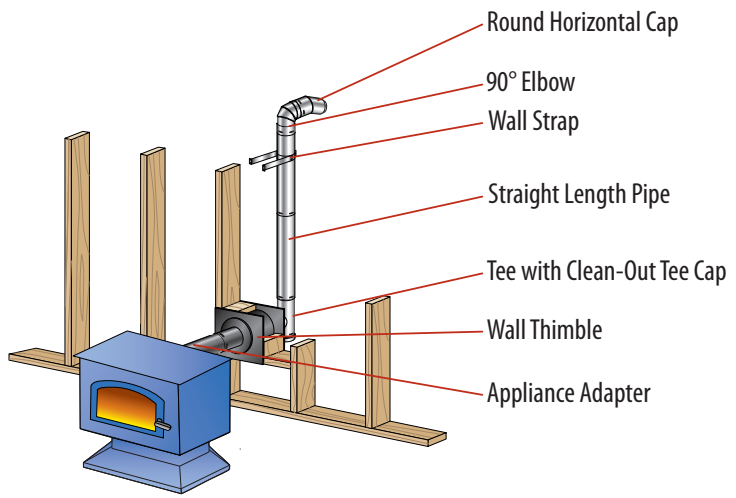
Through-The-Wall using CAS Vertical Rise



Through-The-Wall

Installation Key			
1	Vertical Cap	10	Horizontal Cap with Rigid Pipe
2	Storm Collar	11	Wall Thimble
3	Flashing	12	Ceiling Support Firestop Spacer
4	Cathedral Ceiling Support Box	13	Tee w/ Clean-Out Tee Cap
5	Straight Length Pipe	14	Wall Strap
6	45° Elbow	15	Attic Insulation Shield
7	Appliance Adapter	16	Prairie Termination Cap
8	Flex Length	17	CAS Adjustable Wall Channel
9	90° Elbow		

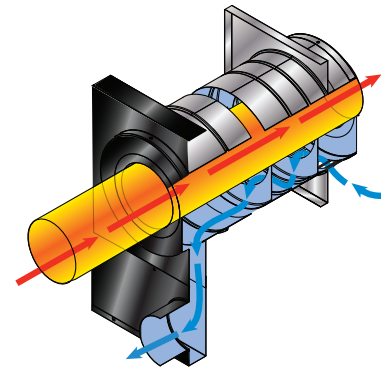
- Refer to our Typical Venting Installation drawings to select the appropriate component parts for your installation.
- The inner pipe diameter should match the outlet size of the appliance. For installations that require 4" vent and the appliance has a 3" outlet, use an Increaser Adapter 3"-4".
- Check the appliance manufacturer's installation instructions to confirm which types of vent configurations are permitted (i.e. horizontal, vertical, chimney reline, etc.). Also, check for any venting restrictions such as maximum horizontal run, minimum and maximum vertical rise, maximum offset, etc.
- Be fire safe! Maintain the minimum clearances (air-space) between the vent pipe and nearby combustibles, as specified in the appliance manufacturer's installation instructions. Use proper support and bracing. Follow local building codes and have your venting system inspected.



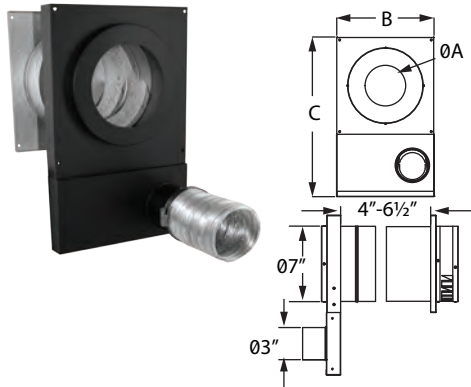
Bring In the Fresh Air

Combustion Air System For PelletVent Pro

CAS system for PelletVent Pro can be used for horizontal (through-the-wall) installations. The CAS System cannot be used with vertical (through-the-ceiling) installations. The PelletVent Pro CAS stove system is available in 3" and 4" pellet chimney sizes. The system's pellet stove wall thimble is designed with an air channel to direct combustion air into the appliance or as a direct vent system allowing for closer placement to windows. PelletVent Pro CAS is considered a direct vent for pellet appliances, which allows for clearances down to 12 inches to building openings, as defined by NFPA 211.




Combustion Air Wall Thimble Kit



Includes Wall Thimble, Channel Adapter, Flex and 2" to a direct vent for bringing outside air for combustion through an adjustable air channel in wall thimble to appliance without cutting a second hole into the wall. Minimizes down drafts in below-grade installations. Patent-pending.

SIZE	3"	4"
A	3 ¾"	4 ¾"
B	9"	9"
C	14 ¾"	14 ¾"
ORDER #	3CAS-WTPK	4CAS-WTPK
STOCK #	810000894	810000895

Combustion Air Adjustable Wall Channel



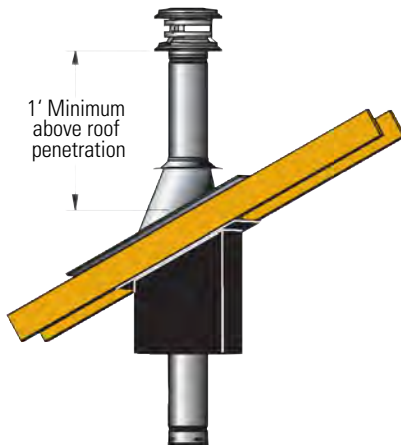
Telescoping Wall Channel 36"-70". Shown here attached to Combustion Air Wall Thimble Kit (not included).

SIZE	3" & 4"
ORDER #	CAS-C70A
STOCK #	810006860

Planning Your Installation

1	Refer to the Typical PelletVent Pro Installations diagram, on the opposite page, to be familiar with some of the standard PelletVent Pro installations and the required component parts.
2	For a horizontal termination, you will need a Wall Thimble and a Horizontal Cap. The cap must be installed with a 6" clearance to the outside wall (refer to appliance manufacturer's installation instructions for other clearances).
3	For a vertical termination, you will need a Cathedral Ceiling Support Box or Flat Ceiling Support, Attic Insulation Shield (if passing through an attic), Flashing, Storm Collar, and Vertical Cap.
4	Determine the length of PelletVent Pro pipe required. For a vertical termination, measure the pitch of the roof and select the proper flashing. The required minimum height above the roof is 12".
5	Pellet stove inserts in masonry fireplaces will require a flex pipe to snake the vent past the smoke shelf. For transition from PelletVent Pro to an existing DuraPlus, DuraPlus HTC, or DuraTech Chimney, a Chimney Adapter is available.
6	For vertical rise of PelletVent Pro on the outside of the house, Wall Straps should be used at 4' intervals to provide proper support.
7	Important! Check to be sure that the appliance and the venting system are in compliance with all minimum clearance to combustibles requirements.

Design Recommendations



The following design recommendations are a general guideline to assist in the design and selection of venting components for your installation. Always follow DuraVent Installation instructions before installing your chimney system (found with the cap or support box). Installation instructions can be viewed online at www.duravent.com, under Catalogs and Instructions.

- Size the vent to meet the appliance manufacturer's specifications.
- Avoid long runs and excessive use of elbows. Refer to the appliance manufacturer for minimum rise and maximum run configurations for the venting system.
- Use an Appliance Adapter to ensure a proper connection to appliance. Seal adapter to appliance with high temperature sealant.
- Use a Single Tee with Clean-Out Tee Cap to facilitate easy cleaning. It is recommended to use a tee off the back of an appliance.
- In the United States and Canada, maintain the minimum 1" clearance (air space) from vent pipe to combustibles. Use proper support and bracing. Follow local building codes and have your venting system inspected. Be fire safe!

PelletVent Pro Horizontal Kit



Kit includes: Horizontal Cap, Wall Thimble, and Appliance Adapter. Pipe lengths not included. 4" Kit includes a 3"-4" Appliance Adapter/Increaser, painted black.

SIZE	ORDER #	STOCK #
3"	3PVP-KHA	810001029
4"	4PVP-KHA	810001035

PelletVent Pro Vertical Kit - Flat Ceiling



Kit includes: Vertical Cap, Storm Collar, Ceiling Support Firestop Spacer, Adjustable Flashing, and Appliance Adapter. Pipe lengths not included. 4" Kit includes a 3"-4" Appliance Adapter/Increaser, painted black. Support Clamp included.

SIZE	ORDER #	STOCK #
3"	3PVP-KVA	810001031
4"	4PVP-KVA	810001036

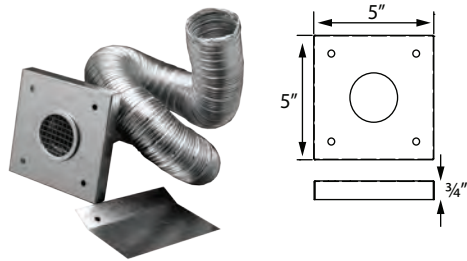
PelletVent Pro Vertical Kit - Cathedral



Kit includes: Vertical Cap, Storm Collar, Cathedral Ceiling Support Box with trim and clamp, Adjustable Flashing, and Appliance Adapter. Pipe lengths not included. 4" Kit includes a 3"-4" Appliance Adapter/Increaser, painted black.

SIZE	ORDER #	STOCK #
3"	3PVP-KVB	810001033
4"	4PVP-KVB	810001037

Fresh Air Intake Kit

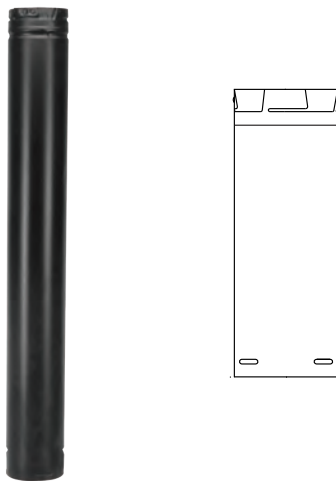


Kit includes: faceplate with screen, moisture barrier, aluminum flex, and two clamps.

Allows fresh air into an existing pellet stove installation that had been using inside air. Allows an installer to decide the best possible location for the air intake vent, not the same location as the wall thimble. The 2" diameter flex hose expands to approximately 10'.

SIZE	ORDER #	STOCK #
3"	3PVP-AIK	810001034

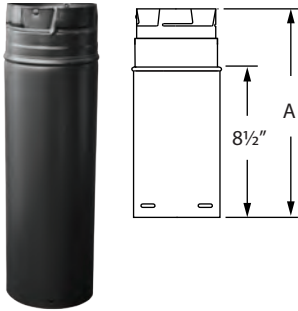
Straight Length Pipe



Features fully unitized, twist-lock construction in 3" and 4" diameters. Listed at 1" clearance to combustibles in the USA and Canada. It can be used in both vertical and horizontal installations. Stainless steel welded seam inner wall, combined with a galvalume welded seam outer wall. Pipe OD is diameter plus 5/8". Galvalume or painted black outer finish. 12" length available with stainless steel outer (SS). To calculate installed length, subtract 1 1/2" from each length of pipe.

SIZE	3"		4"	
	ORDER #	STOCK #	ORDER #	STOCK #
6"	3PVP-06	810001038	4PVP-06	810001104
6" BLACK	3PVP-06B	810001039	4PVP-06B	810001105
12"	3PVP-12	810001040	4PVP-12	810001106
12" BLACK	3PVP-12B	810001041	4PVP-12B	810001107
12" STAINLESS STEEL	3PVP-12SS	810001042	4PVP-12SS	810001108
24"	3PVP-24	810001043	4PVP-24	810001109
24" BLACK	3PVP-24B	810001044	4PVP-24B	810001110
24" STAINLESS STEEL	3PVP-24SS	810001045	4PVP-24SS	810001111
36"	3PVP-36	810001046	4PVP-36	810001112
36" BLACK	3PVP-36B	810001047	4PVP-36B	810001113
60"	3PVP-60	810001048	4PVP-60	810001114
60" BLACK	3PVP-60B	810001049	4PVP-60B	810001115

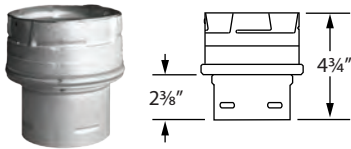
Pipe Extension



Use to add length to PelletVent Pro pipe. 12" pipe adds 3"-10" of length, 18" pipe adds 3"-16" of length, when used with rigid sections of pipe. Galvalume or painted black outer finish.

SIZE	ORDER #	STOCK #	A
3"	3PVP-12A	810001050	3" - 10"
3" BLACK	3PVP-12AB	810001051	3" - 10"
3"	3PVP-18A	810001052	3" - 16"
3" BLACK	3PVP-18AB	810001053	3" - 16"
3"	3PVP-48A	810001054	4" - 46"
3" BLACK	3PVP-48AB	810001055	4" - 46"
4"	4PVP-12A	810001116	3" - 10"
4" BLACK	4PVP-12AB	810001117	3" - 10"
4"	4PVP-18A	810001118	3" - 16"
4" BLACK	4PVP-18AB	810001119	3" - 16"
4"	4PVP-48A	810001120	4" - 46"
4" BLACK	4PVP-48AB	810001121	4" - 46"

Increaser



Use to transition from 3" pipe to a 4" pipe. Not a decreaser or stove adapter.

SIZE	ORDER #	STOCK #
3" - 4"	3PVP-X4	810001100

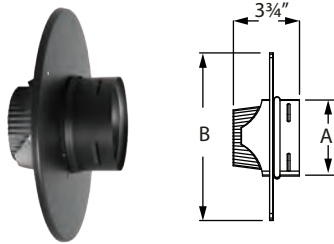
Flex Pipe



Use for offsetting rigid pipe around smoke shelf in masonry chimney only. Allows for offsets with biofuel appliances. Female and male ends twist-lock. Female end swivels for easy alignment. 10' flex section. Not for use in attic or wall spaces.

SIZE	ORDER #	STOCK #
3"	3PVP-60F	810001056
4"	4PVP-60F	810001122


Flex Trim Collar



Use to connect PelletVent Pro rigid pipe to a masonry chimney with stainless steel flexible relining. Female end swivels to allow ease of connection.

SIZE	ORDER #	STOCK #	A	B
3"	3PVP-FTC	810001092	3 3/8"	8 1/2"
4"	4PVP-FTC	810001156	4 5/8"	8 1/2"

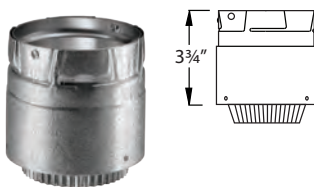
Female Flex Adapter



Use to connect PelletVent Pro to BioFlex when relining a masonry chimney. Only approved for use with BioFlex.

SIZE	ORDER #	STOCK #
3"	3PVP-ADFF	810001062
4"	4PVP-ADFF	810001125

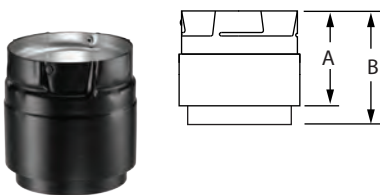
Male Flex Adapter



Use to connect BioFlex to PelletVent Pro when relining a masonry chimney. Only approved for use with BioFlex.

SIZE	ORDER #	STOCK #
3"	3PVP-ADFM	810001063
4"	4PVP-ADFM	810001126

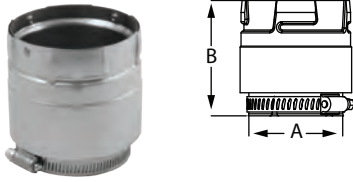
Appliance Adapter



Use to attach to appliance outlet allowing for easy pipe connection. Seal adapter to appliance with high temperature sealant.

SIZE	ORDER #	STOCK #	SIZE	ORDER #	STOCK #
3"	3PVP-AD	810001057	4"	4PVP-AD	810001123
3" BLACK	3PVP-ADB	810001058	4" BLACK	4PVP-ADB	810001124

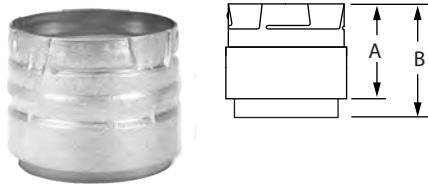
Quick Release Adapter



Use to attach to appliance outlet allowing for easy pipe connection. Features an adjustable hose clamp and gasket to form a tight seal. The hose clamp can be loosened and tightened as needed to disconnect and connect the vent to the appliance.

SIZE	ORDER #	STOCK #	A	B
4" - 6"	3PVP-ADS	810006994	3"	3 1/2"
4" - 8"	4PVP-ADS	810006995	4"	3 1/2"

Ravelli, 80mm Adapter



Use to provide a secure, tight fit to the exhaust outlet on any Ravelli Pellet Stove. Seal with high temperature silicone sealant to insure a tight connection.

SIZE	ORDER #	STOCK #	A	B
3"	3PVP-ADR	810013232	3 1/4"	4 1/4"

Harman Adapter



Use to provide a secure, tight fit to the exhaust outlet on any Harman Pellet Stove. Seal with high temperature silicone sealant to insure a tight connection.

SIZE	ORDER #	STOCK #
3"	3PVP-ADHB	810001059

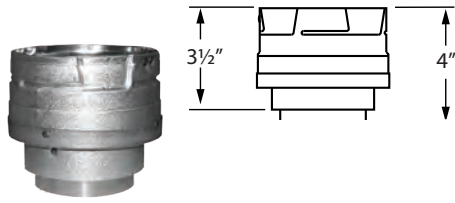
Harman Adapter Increaser



Use to increase vent diameters. Specifically designed for Harman Pellet Stoves.

SIZE	ORDER #	STOCK #
3"	3PVP-X4ADHB	810005891

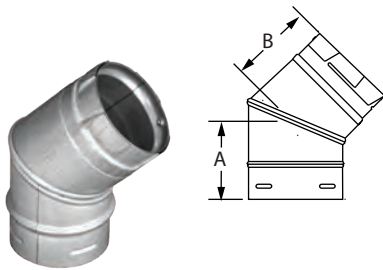
Appliance Adapter/Increaser



Use to attach to appliance outlet allowing for easy pipe connection. Allows connection of 4" vent to 3" appliance outlet. Seal adapter to appliance with high temperature sealant.

SIZE	ORDER #	STOCK #
3"	3PVP-X4AD	810001060
3" BLACK	3PVP-X4ADB	810001061

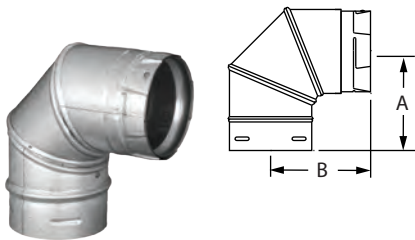
45° Elbow



Offsets obstructions as needed. Elbows swivel 360° at base. Angle not adjustable.

SIZE	ORDER #	STOCK #	A	B
3"	3PVP-E45	810001064	3 7/8"	4"
3" BLACK	3PVP-E45B	810001065	3 7/8"	4"
4"	4PVP-E45	810001127	3 7/8"	4"
4" BLACK	4PVP-E45B	810001128	3 7/8"	4"

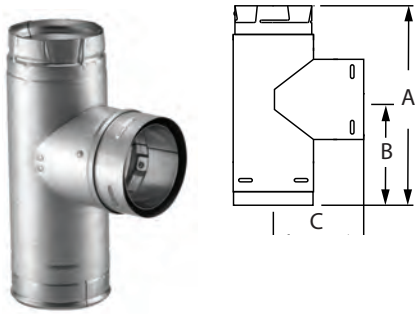
90° Elbow



Offsets obstructions as needed. Elbows swivel 360° at base. Angle not adjustable.

SIZE	ORDER #	STOCK #	A	B
3"	3PVP-E90	810001066	5 1/2"	5 1/2"
3" BLACK	3PVP-E90B	810001067	5 1/2"	5 1/2"
4"	4PVP-E90	810001129	5 1/2"	5 1/2"
4" BLACK	4PVP-E90B	810001130	5 1/2"	5 1/2"

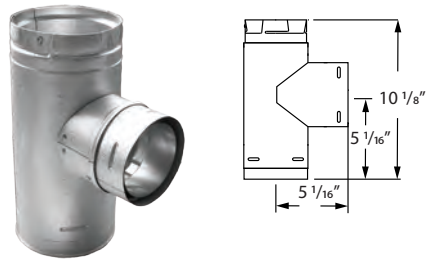
Single Tee w/ Clean-Out Tee Cap



Use for a 90° offset. Branch swivels for alignment. One piece unit incorporates removable twist-lock Clean-Out Tee Cap.

SIZE	ORDER #	STOCK #
3"	3PVP-T	810001068
3" BLACK	3PVP-TB	810001069
4"	4PVP-T	810001131
4" BLACK	4PVP-TB	810001132

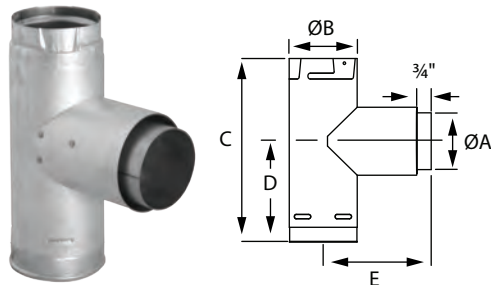
Increaser Tee w/ Clean-Out Tee Cap



Attaches 3" pipe to branch and 4" pipe to body. Use for a 90° offset. Branch swivels for alignment. One piece unit incorporates removable twist-lock Clean-Out Tee Cap.

SIZE	ORDER #	STOCK #
4"	4PVP-T3	810001133
4" BLACK	4PVP-T3B	810001134

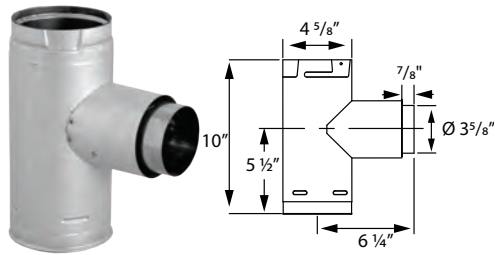
Adapter Tee w/ Clean-Out Tee Cap



Use for a 90° offset. Attaches directly to appliance as an adapter. One piece unit incorporates removable twist-lock Clean-Out Tee Cap.

SIZE	ORDER #	STOCK #	A	B
3"	3PVP-TAD	810001070	3"	3 5/8"
3" BLACK	3PVP-TADB	810001071	3"	3 5/8"
4"	4PVP-TAD	810001135	4"	4 5/8"
4" BLACK	4PVP-TADB	810001136	4"	4 5/8"

Increaser Adapter Tee w/ Clean-Out Tee Cap

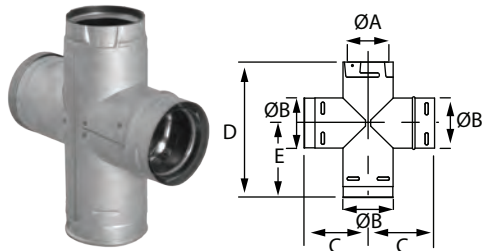


Use for a 90° offset. Attaches directly to appliance as an adapter. Converts a 3" appliance to a 4" PelletVent Pro system. One piece unit incorporates removable twist-lock Clean-Out Tee Cap.

SIZE	ORDER #	STOCK #
3"	3PVP-TADX4	810001072
3" BLACK	3PVP-TADX4B	810001073

LOOKING FOR DIRECT VENT PELLETT OPTION?
See the NEW CVS section of the catalog.

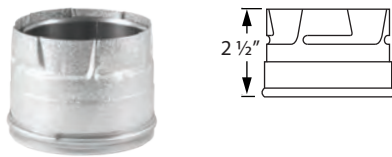
Double Tee w/ Clean-Out Tee Cap



Allows clean-out access for horizontal and vertical installations. Use for a 90° offset. Branch swivels for alignment. One piece unit incorporates removable twist-lock Clean-Out Tee Cap.

SIZE	ORDER #	STOCK #	A	B	C	D
3"	3PVP-DBT	810001074	3"	3 5/8"	4 5/8"	4 1/2"
3" BLACK	3PVP-DBTB	810001075	3"	3 5/8"	4 5/8"	4 1/2"
4"	4PVP-DBT	810001137	4"	4 5/8"	5 1/8"	5"
4" BLACK	4PVP-DBTB	810001139	4"	4 5/8"	5 1/8"	5"

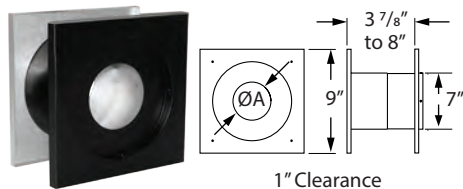
Clean-Out Tee Cap



Use as a replacement Clean-Out Tee Cap. The new PelletVent Pro Tee Cap is a tight fit by design. We recommend using rubber gloves or a strap wrench to easily remove.

SIZE	ORDER #	STOCK #
3"	3PVP-CO	810001076
3" BLACK	3PVP-COB	810001077
4"	4PVP-CO	810001138
4" BLACK	4PVP-COB	810001140

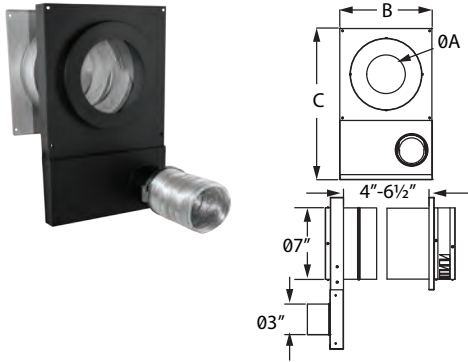
Wall Thimble



Use for through-the-wall installations. Fits between standard wall studs. Comes with an insulation ring to reduce air infiltration where the pipe slips through the thimble.

SIZE	ORDER #	STOCK #	A
3"	3PVP-WT	810001081	3 3/4"
4"	4PVP-WT	810001145	4 3/4"

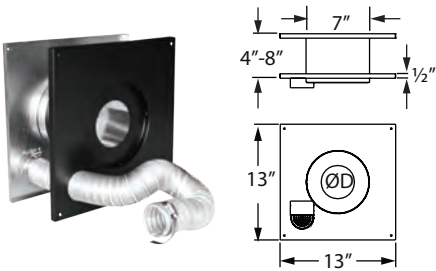
Combustion Air Wall Thimble Kit



A direct vent for bringing outside air for combustion through an adjustable air channel in wall thimble to appliance without cutting a second hole into the wall. Minimizes down drafts in below-grade installations. Patent-pending.

SIZE	ORDER #	STOCK #	A	B	C
3"	3CAS-WTPK	810000894	3 3/4"	9"	14 3/4"
4"	4CAS-WTPK	810000895	3 3/4"	9"	14 3/4"

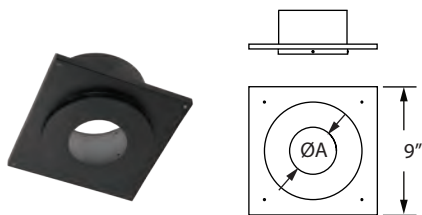
Wall Thimble Air Intake Kit



Allows outside fresh air for combustion through the wall thimble without having to cut a second hole into the wall. Comes with an insulation ring to reduce air infiltration where the pipe slips through the thimble. The 2" diameter flex hose is 10' in length. Clamps included. Can be used in US and Canada. Patented.

SIZE	FLEX Ø	ORDER #	STOCK #
3"	2"	3PVP-WTI	810001083
4"	2"	4PVP-WTI	810001147
4"	3"	4PVP-WTI3	810001148

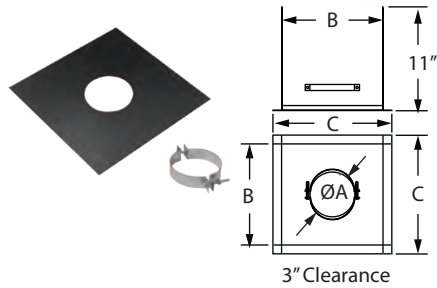
Ceiling Support Firestop Spacer



Required where vent passes through ceiling. Centers pipe to provide proper 1" clearance. Support Clamp included. Painted black.

SIZE	ORDER #	STOCK #	A
3"	3PVP-FS	810001084	3 3/4"
4"	4PVP-FS	810001149	4 3/4"

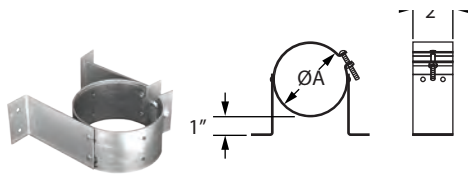
Ceiling Support Firestop Spacer - 3" Clearance



Required where vent passes through ceiling. Centers pipe to provide 3" clearance. Support Clamp included. Painted black.

SIZE	ORDER #	STOCK #	A	B	C
3"	3PVP-FS3	810001085	3 3/4"	9 5/8"	11 5/8"
4"	4PVP-FS3	810001150	4 3/4"	10 5/8"	12 5/8"

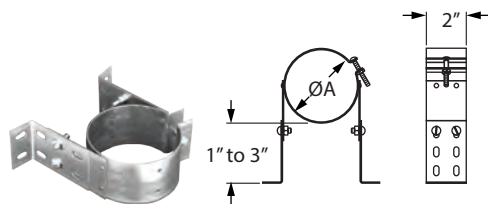
Wall Strap



Use to support vent pipe or tee sections. Provides 1" clearance.

SIZE	ORDER #	STOCK #	A
3"	3PVP-WS	810001086	3 5/8"
4"	4PVP-WS	810001151	4 5/8"

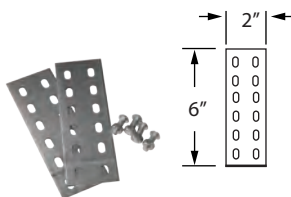
Adjustable Wall Strap



Use to support vent pipe or tee sections. Adjusts to provide 1" - 3" clearance.

SIZE	ORDER #	STOCK #	A
3"	3PVP-WSA	810001087	3 5/8"
4"	4PVP-WSA	810001152	4 5/8"

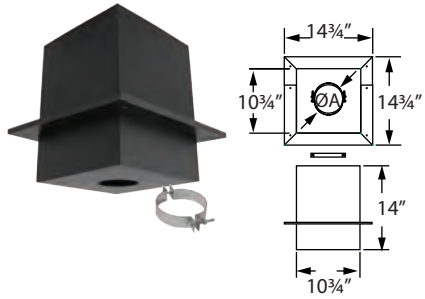
Wall Strap Extension



Use with Adjustable Wall Strap to increase extension from wall. Fits both 3" and 4" Adjustable Wall Strap.

SIZE	ORDER #	STOCK #
3"-4"	3PVP-WSA-EXT	810001088

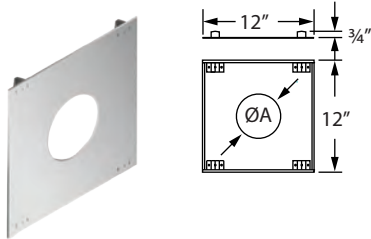
Cathedral Ceiling Support Box



Use to support pipe. May be used on flat ceilings. Painted black. Trim and clamp included.

SIZE	ORDER #	STOCK #	A
3"	3PVP-CS	810001089	3 3/4"
4"	4PVP-CS	810001153	4 3/4"

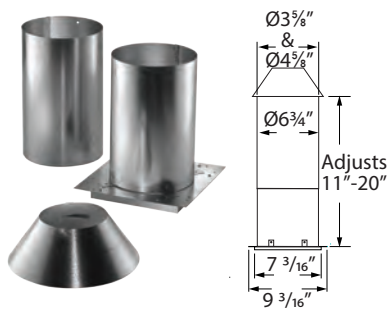
House Shield



Use to protect exterior of structure from blower discharge in horizontal venting applications.

SIZE	ORDER #	STOCK #	A
3"	3PVP-HS	810001090	3 3/4"
4"	4PVP-HS	810001154	4 3/4"

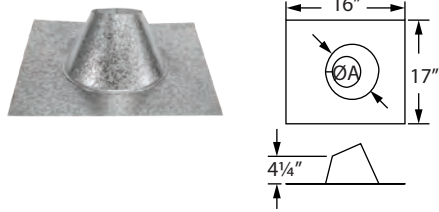
Attic Insulation Shield



Required for installations that pass through an attic to prevent insulation and debris from accumulating near the vent. Provides 1" clearance to combustibles.

SIZE	ORDER #	STOCK #
3"	3PVP-IS	810001093
4"	4PVP-IS	810001157

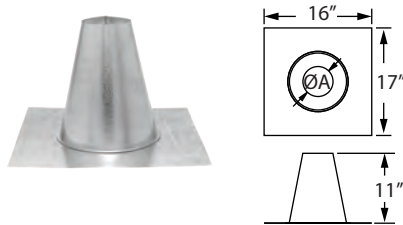
Adjustable Roof Flashing



Use to weather proof the penetration of vent pipe through the roof. Storm Collar required. Select roof flashing based on pitch of roof. For pitches of 0/12 - 6/12. For steep roof pitches, refer to the Type B Gas Vent section.

SIZE	ORDER #	STOCK #	A
3"	3PVP-F6	810001094	3 3/4"
4"	4PVP-F6	810001158	4 3/4"


Tall Cone Roof Flashing



Use to weather proof the penetration of vent pipe through the roof. Storm Collar required. Select roof flashing based on pitch of roof. Use on flat roofs, chase enclosures, or masonry chimney. Made of galvalume.

SIZE	ORDER #	STOCK #	A
3"	3PVP-FF	810001095	3 3/4"
4"	4PVP-FF	810001159	4 3/4"

DSA Roof Flashings



Use with metal or tile roofs. Available in sizes 3" and 4", in 0/12-6/12 (shown) and 7/12-12/12 styles. Made of dead soft aluminum.

SIZE	ORDER #	STOCK #	A	B	C	
3"	0/12-6/12	3PVP-F6DS	810001096	3 3/4"	19 3/8"	23"
	7/12-12/12	3PVP-F12DS	810001097	3 3/4"	19 3/8"	23"
4"	0/12-6/12	4PVP-F6DS	810001160	4 3/4"	19 3/8"	23"
	7/12-12/12	4PVP-F12DS	810001161	4 3/4"	19 3/8"	23"

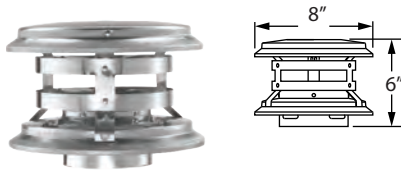
Storm Collar



Use to maintain a weather tight resistant seal between the pipe and the flashing.

SIZE	ORDER #	STOCK #	A	B
3"	3PVP-SC	810001091	3 5/8"	7 3/8"
4"	4PVP-SC	810001155	4 5/8"	8 1/8"

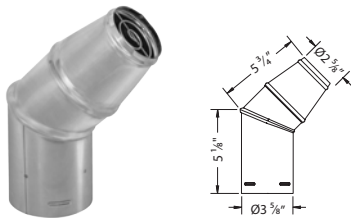
Vertical Cap



Use for vertical installations only. Required where pipe terminates above the roof line.

SIZE	ORDER #	STOCK #
3"	3PVP-VC	810001078
4"	4PVP-VC	810001141

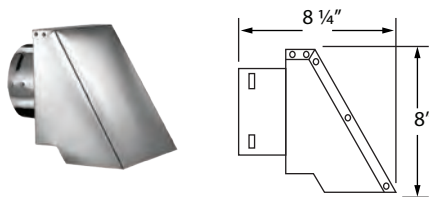
Horizontal Cap



Use for horizontal terminations only. The Horizontal Cap can be turned at the gore to direct exhaust output. Designed to create a venturi effect to force exhaust out. Made of a laser-welded, super-ferritic stainless steel inner wall that is scientifically proven to resist corrosion from corn and other biofuels. Outer wall made of laser-welded stainless steel.

SIZE	ORDER #	STOCK #
3"	3PVP-HC2	810009646
4"	4PVP-HC2	810001143

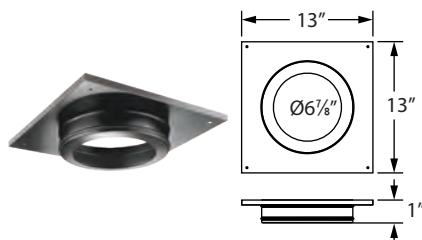
Square Horizontal Cap



Use for horizontal terminations only. Cap features swivel collar to adjust exhaust direction. Cap features an optional swivel base.

SIZE	ORDER #	STOCK #
3"	3PVP-HSC	810001080
4"	4PVP-HSC	810001144

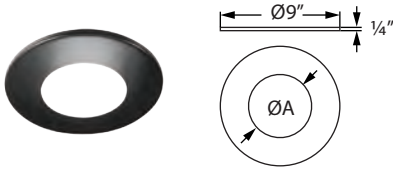
Ceiling Support/ Wall Thimble Cover



Decorative cover for ceiling support boxes and wall thimbles. Painted black. Use with reduction collar.

SIZE	ORDER #	STOCK #
3" - 4"	3PVP-WTC	810001098

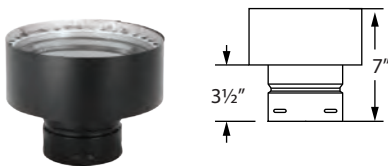
Reduction Collar



Reduces the center hole diameter in the Ceiling Support /Wall Thimble Cover to fit 3" or 4" pipe. Can be used as trim collar when penetrating a masonry chimney with PelletVent Pro. Painted black.

SIZE	ORDER #	STOCK #	A
3"	3PVP-RC	810001099	3 3/4"
4"	4PVP-RC	810001162	4 3/4"

Chimney Adapter



Use to transition between PelletVent Pro to existing chimney such as DuraTech, DuraPlus or DuraPlus HTC. Requires a DVL/DuraBlack Chimney Adapter to fasten into support box or wall thimble, for 6", use adapter 6DVL-ADC or 6DVL-ADT, for 8", use adapter 8DVL-ADC or 8DVL-ADT.

SIZE	ORDER #	STOCK #
3" - 6"	3PVP-X6	810001101
3" - 7"	3PVP-X7	810008056
3" - 8"	3PVP-X8	810001102
4" - 6"	4PVP-X6	810001163
4" - 7"	4PVP-X7	810008057
4" - 8"	4PVP-X8	810001164

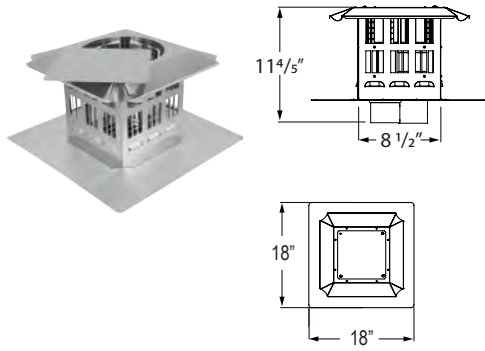
BioFlex Pipe



Use when relining masonry chimney for use with biofuel appliances. Made of super-ferritic stainless steel. Must be used with PelletVent Pro Male and Female Flex Adapters. Rigid pipe must be used when terminating system.

SIZE	3"		4"	
	ORDER #	STOCK #	ORDER #	STOCK #
15' FLEX	3PVP-15BF	810001165	4PVP-15BF	810001171
20' FLEX	3PVP-20BF	810001166	4PVP-20BF	810001172
25' FLEX	3PVP-25BF	810001167	4PVP-25BF	810001173
30' FLEX	3PVP-30BF	810001168	4PVP-30BF	810001174
35' FLEX	3PVP-35BF	810001169	4PVP-35BF	810001175
100' FLEX	3PVP-100BF	810001170	4PVP-100BF	810001176

Prairie Termination Cap

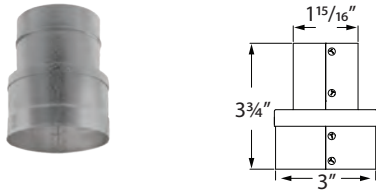


Use when installing a pellet insert into a multi-fuel pellet stove. This termination cap supplies both fresh air and vents exhaust. Lid pivots open for cleaning with three Removable screws and one rivet. Flex sold separately.

304SS and 316SS flex can be used when burning most fuels. If burning corn, super-ferritic stainless steel bio-flex must be used as the exhaust vent. For fresh air, aluminum flex can be used. Stainless steel flex is not required for the fresh air supply unless specified by the appliance manufacturer.

SIZE	ORDER #	STOCK #	VENT EXHAUST	AIR INTAKE
3"	3PVP-VCT33	810006996	3"	3"
3" BLACK	3PVP-VCTB33	810005890	3"	3"
4"	4PVP-VCT34	810006997	4"	3"
4" BLACK	4PVP-VCTB34	810006998	4"	3"

Fresh Air Inlet Increaser



Use to increase an insert's 2" air inlet to connect to 3" aluminum flex.

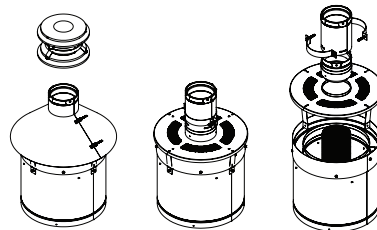
SIZE	ORDER #	STOCK #
3"	3PVP-INC	810001103

Pellet Vent Factory-Built Reline Kit

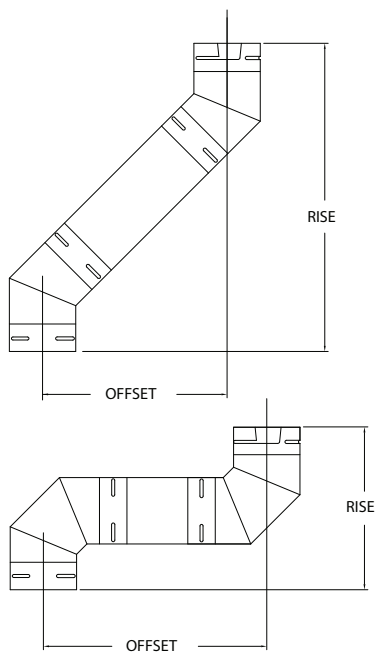


Use to reline an existing factory-built chimney or B vent. Can be used for wood, pellet, and biofuel burning appliances.

SIZE	304 Length		316 Length	
	ORDER #	STOCK #	ORDER #	STOCK #
3" Diameter 20' Length	3PVP304-20KFB	810009339	3PVP316-20KFB	810009340
4" Diameter 35' Length	4PVP304-35KFB	810009341	4PVP316-35KFB	810009342



Offset Chart




Elbow Angle from Vertical	Chimney Length Between Elbows	Ø3" Offset	Ø3" Rise	Ø4" Offset	Ø4" Rise
45°	0"	3 ¾"	10 ¼"	4 ¼"	12 ¼"
45°	6"	7"	13 ½"	7 ½"	15 ½"
45°	12"	11 ¼"	17 ¾"	11 ¾"	19 ¾"
45°	24"	19 ¾"	26 ¼"	20 ¼"	28 ¼"
45°	36"	28 ½"	34 ¾"	28 ¾"	36 ¾"
45°	24" + 24"	35 ½"	42"	36"	44"
45°	60"	45 ¼"	51 ¾"	45 ¾"	53 ¾"
45°	36" + 36"	52 ½"	59"	53"	61"
90°	0"	8 ¼"	9 ¾"	10"	11 ½"
90°	6"	12 ¾"	9 ¾"	14 ½"	11 ½"
90°	12"	18 ¾"	9 ¾"	20 ½"	11 ½"
90°	24"	30 ¾"	9 ¾"	32 ½"	11 ½"
90°	36"	42 ¾"	9 ¾"	44 ½"	11 ½"
90°	24" + 24"	53 ¼"	9 ¾"	55"	11 ½"
90°	60"	66 ¾"	9 ¾"	68 ½"	11 ½"
90°	36" + 36"	77 ¼"	9 ¾"	79"	11 ½"

DuraLiner®

**Insulated, double-wall
masonry relining.**

UL 1777 and ULC S635.



Specifications

Applications

DuraLiner is a high-temperature, insulated double-wall masonry relining system for use with appliances fueled by gas, pellet, oil, wood, or coal. It safely protects masonry chimneys from the damaging effects of flue product condensation.

Materials and Construction

.016" 304 stainless steel inner liner.
Rigid relining pipe: double-walled with 304 stainless steel inner and galvalume outer. Factory insulated between inner and outer walls.
DuraLiner Rigid Pipe in round or oval, is constructed with built-in fittings and pre-drilled holes (stainless steel rivets included).
Round 5" DuraLiner rigid pipe is constructed with built-in twist-lock and pre-drilled holes.

Clearances

Rigid double wall: 0" clearance between the liner and masonry and 0" clearance between the masonry and combustibles.
DuraLiner Flex: 1" clearance to masonry.
Zero clearance with insulation.

Diameters

5", 6", and 8".

Listings

UL Listed to UL 1777 (MH14420),
ULC Listed to ULC S635 .



UL 1777 and ULC S635 System

DuraLiner

DuraLiner ensures safe and efficient venting of heating appliances, while protecting the masonry chimney from the damaging effects of flue gas. It is the only factory-insulated product with zero/zero clearance for high heat wood-burning appliances. No need to uncoil flex, insulate a majority of the pipe, or protect the insulation when installing. A smooth inner means less creosote buildup.

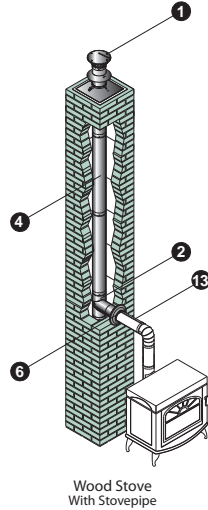
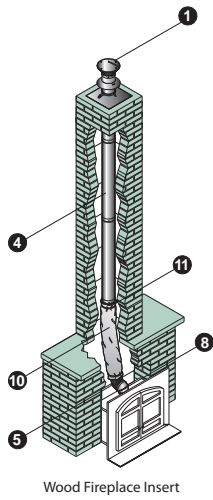
Installers reduce labor time by 50% or more with DuraLiner. No time wasted wrapping insulation around liner for UL 1777 approval.

No spacers needed to maintain clearance in tight offsets or dampers. Approved for use in both the USA and in Canada.

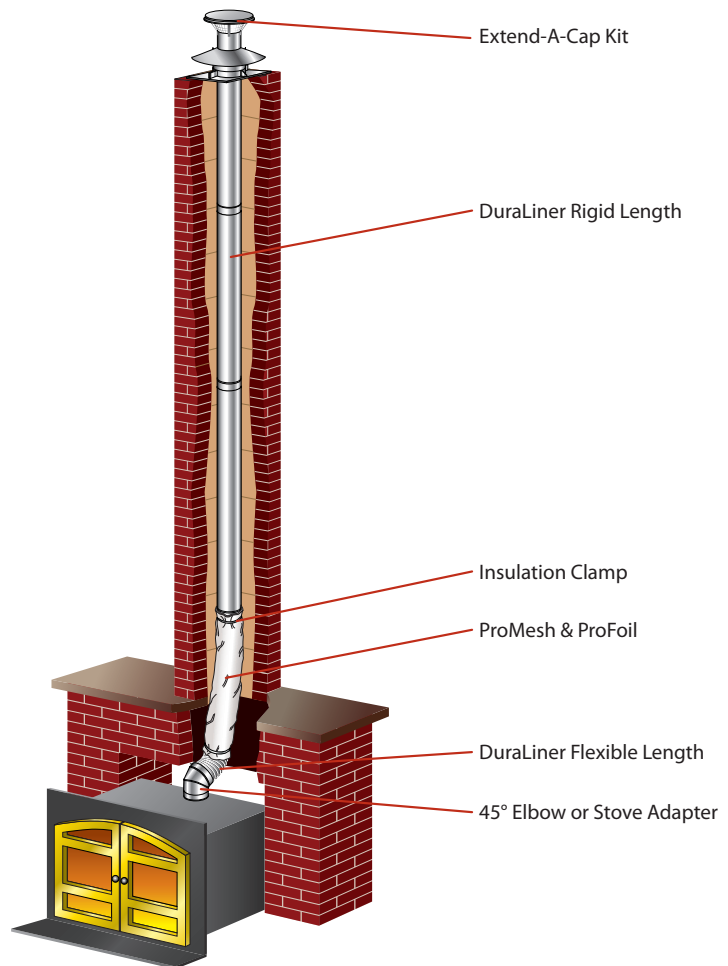
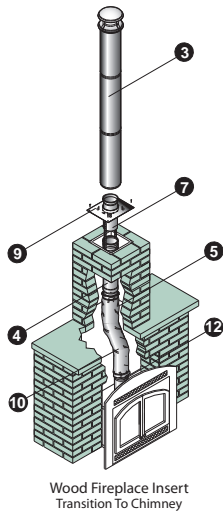


Typical Installations

Installation Key			
1	Extend-A-Cap Kit	8	30° or 45° SS Elbow
2	Round Tee with Round Branch	9	Transition Anchor Plate
3	DuraTech or DuraPlus Chimney	10	ProMesh & ProFoil
4	DuraLiner - rigid length	11	Insulation Clamp
5	DuraLiner - flexible length	12	DuraLiner Appliance Connector
6	Masonry Thimble w/ Slip Connector	13	DVL or DuraBlack Stovepipe
7	Slip Connector and Hanger		



- Refer to our Typical Installation drawings to select the appropriate component parts for your installation
- The inner pipe diameter should match the outlet size of the appliance.
- Check the appliance manufacturer's installation instructions for any venting restrictions.
- Be fire safe! Follow local building codes and have your venting system inspected.



Planning Your Installation

1	Refer to the Typical Installations for the needed parts for installation.
2	The size of the liner should match the outlet size on the appliance.
3	Determine use of round or oval pipe based on the interior shape of the chimney.
4	Determine the length of liner needed. Subtract 1 ½" overlap per joint on pipe. When using Extend-A-Cap Kit, liner must extend 6" above top of the masonry surface.
5	Make sure the top of the masonry chimney has a leveled surface to insure a proper fit for the Extend-A-Cap or Transition Anchor Plate and to provide a secure, leak-proof installation.
6	If a free-standing appliance is used, select the vent or stovepipe pieces to connect from the appliance to the liner. Refer to installation instructions.
7	For Installations using a Transition Anchor Plate, refer to the DuraTech, DuraPlus, or DuraPlus HTC catalog section or installation instructions for proper parts and installation.
8	Important! Check to be sure the installation complies with all local and national code requirements, including clearance to combustibles. Contact the local building inspector for permit requirements.

Design Recommendations

- The following design recommendations are a general guideline to assist in the design and selection of liner components for your installation. Always follow DuraVent installation instructions enclosed with the cap or support box before installing your chimney system.
- Installation instructions can be viewed online at www.duravent.com, under Catalogs and Instructions.
- Before relining a chimney, it should be cleaned and inspected, by a certified chimney sweep, to verify the integrity of the mortar and masonry.
- DuraLiner is approved for 0" clearance between the liner and masonry and 0" clearance between the masonry and combustibles.
- DuraLiner is used for wood-burning appliances when zero-clearance or oval pipe is needed.
- Refer to the appliance manufacturer for installation requirements affecting venting. Keep the vent path as straight as possible for best performance.

Restore Deteriorating Chimneys with DuraLiner

When a masonry chimney is damaged or has fallen down, it can be replaced with a safe, listed liner system or factory-built chimney. DuraLiner, when used with a Transition Anchor Plate and in combination with DuraTech, DuraPlus, or DuraPlus HTC Chimneys, replaces the damaged masonry chimney with a safe, efficient, and economical listed chimney system (DuraPlus HTC is listed for use in Canada). See Typical Installations for details.

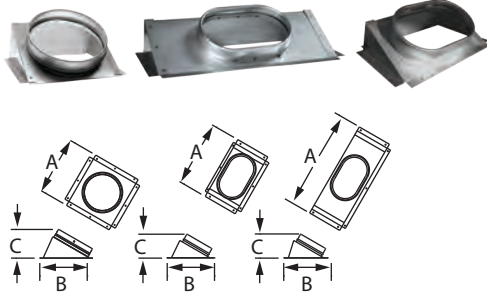
What makes us different from the rest?

DuraLiner: The only factory-insulated, zero clearance product protecting masonry chimneys from damaging flue gas.



DuraLiner Feature	Benefit	DuraLiner Feature	Benefit	DuraLiner Feature	Benefit
Zero/zero Clearance	The only factory-insulated product with zero/zero clearance for high heat wood-burning appliance. Approved for 0" clearance between the liner and masonry and 0" clearance between the masonry and combustibles.	No spacers needed	No spacers needed to maintain clearance.	Limited Lifetime Warranty	The best Warranty in the industry. 15 years 100%, 15 years and up 50%. Gives the installer and home owner the greatest peace of mind in a quality installation.
		UL1777 and ULC S635 listed	DuraLiner meets all the thermal, mechanical and material requirement of the UL1777 and ULC S635 (MH14420) standards.	Pre-formed buttons	The DuraLiner adjustable sleeve has pre-formed buttons that snap into branch rings.
Smooth inner wall	The smooth inner wall provides for no output reduction, allowing for full appliance efficiency, ease of cleaning and regular maintenance. This optimizes gas flow, minimizes back pressure, and facilitates condensate management.	Galvalume outer	More corrosion resistant than galvanized swl. Approved in both the US and Canada.	Flexible Section	Allows the liner to pass by the smoke shelf and damper to connect to the appliance.
		15, 30 and 45 Degree Stove Adapters	Provides greater installation flexibility.	Made in USA	100% manufactured in USA.

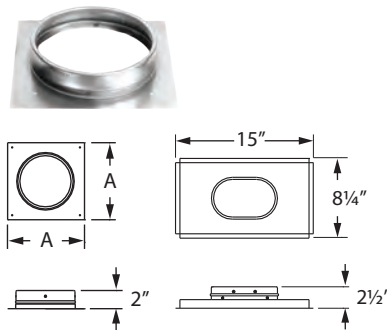
30° Stove Connectors



Use to connect insert to round or oval DuraLiner pipe at a 30° angle.

SIZE	CONNECTION	ORDER #	STOCK #	A	B	C
6"	Round - Round	6DLR-CNR	810001193	8 1/8"	9 3/4"	5 3/8"
6"	Round - Oval	6DLR-CNRO	810001194	9 3/8"	7 3/4"	5 7/8"
6"	Oval - Oval	6DLR-CNO	810001195	15"	7 3/8"	4"
8"	Round - Round	8DLR-CNR	810001233	10"	11 5/8"	6 1/4"
8"	Round - Oval	8DLR-CNRO	810001234	12 1/4"	9 3/4"	5 7/8"
8"	Oval - Oval	8DLR-CNO	810001235	15"	7 3/8"	4"

Flat Stove Connector



Use to connect insert to round or oval DuraLiner pipe. Oval stove connector is sized to convert round stove outlets to oval DuraLiner pipe.

SIZE	ORDER #	STOCK #	A
6" ROUND	6DLR-FCNR	810001196	10 1/4"
6" OVAL	6DLR-FCNO	810001197	--
8" ROUND	8DLR-FCNR	810001236	12 1/4"
8" OVAL	8DLR-FCNO	810001237	--

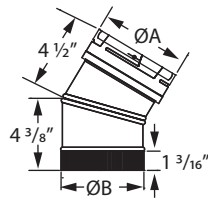
15° Stainless Steel Elbow Adapter



Use to offset obstructions as needed. Use as a stove connector to DuraLiner. Built-in fittings for connection to DuraLiner. Elbows are single-wall.

SIZE	ORDER #	STOCK #
6"	6DLR-E15ADSS	810001198

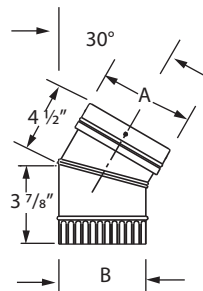
30° Stainless Steel Elbow - 5"



Use to offset obstructions as needed. Use as a insert connector to DuraLiner. Built-in fittings for connection to DuraLiner. Elbows are single-wall.

SIZE	ANGLE	ORDER #	STOCK #	A	B
5"	30°	5DLR-E30	810001179	5 1/2"	5"

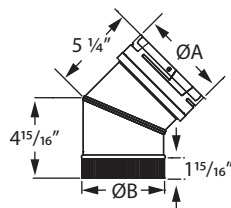
30° Stainless Steel Elbow



Use as a insert connector to DuraLiner. Features built-in fittings for easy connection to DuraLiner. Elbows are single-wall.

SIZE	ANGLE	ORDER #	STOCK #	A	B
6"	30°	6DLR-E30SS	810001199	6 1/2"	6"
8"	30°	8DLR-E30SS	810001238	8 1/2"	8"

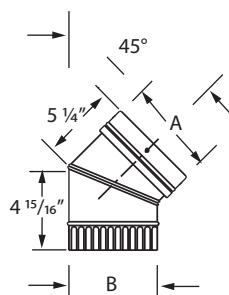
45° Stainless Steel Elbow - 5"



Use to offset obstructions as needed. Use as a insert connector to DuraLiner. Features built-in fittings for easy connection to DuraLiner. Elbows are single-wall.

SIZE	ANGLE	ORDER #	STOCK #	A	B
5"	45°	5DLR-E45	810001180	5 1/2"	5"

45° Stainless Steel Elbow

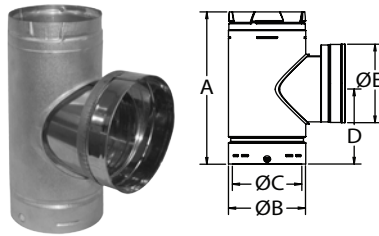


Use as a insert connector to DuraLiner. Features built-in fittings for easy connection to DuraLiner. Elbows are single-wall.

SIZE	ANGLE	ORDER #	STOCK #	A	B
6"	45°	6DLR-E45SS	810001200	6 1/2"	6"
8"	45°	8DLR-E45SS	810001239	8 1/2"	8"

Round Tee w/ 6" Branch - 5"

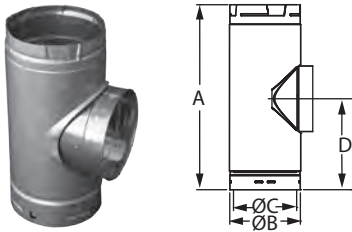
*new product



Provides connection between Masonry Wall Thimble or stove connector pipe to round DuraLiner. Branch is removable.

SIZE	ORDER #	STOCK #	A	B	C	D	E
5"	5DLR-TX6	810009937	12"	5 5/8"	5"	6"	6"

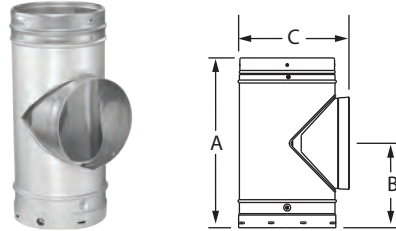
Round Tee and Round Branch w/ Cap - 5"



Provides connection between Masonry Wall Thimble or stove connector pipe to round DuraLiner. Branch is removable.

SIZE	ORDER #	STOCK #	A	B	C	D
5"	5DLR-T	810001181	12"	5 5/8"	5 1/2"	6"

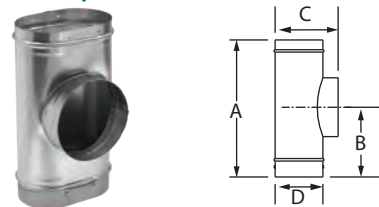
Round Tee and Round Branch w/ Cap



Provides connection between Masonry Wall Thimble, Wall Pass Through, or stove connector pipe to round DuraLiner. Branch is removable.

SIZE	ORDER #	STOCK #	A	B	C
6"	6DLR-T	810001201	15 1/8"	7 1/2"	8"
8"	8DLR-T	810001240	15 1/8"	7 1/2"	10"

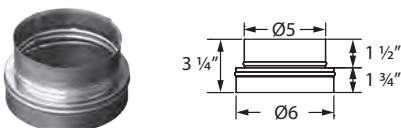
Oval Tee and Round Branch w/ Cap



Provides connection between Masonry Wall Thimble, Wall Pass Through, or stove connector pipe to oval DuraLiner. Single-wall. May require additional insulation. Refer to DuraLiner installation instructions.

SIZE	ORDER #	STOCK #	A	B	C	D
6"	6DLR-OTRB	810001202	14 1/4"	7 1/2"	6 7/16"	4 7/8"
8"	8DLR-OTRB	810001241	14 1/4"	7 1/2"	6 7/16"	4 7/8"

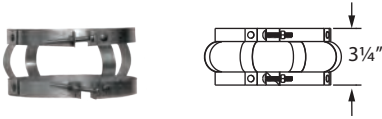
6" - 5" Reducer



Use to reduce flue collar from 6" diameter to 5" diameter, when permitted by appliance manufacturer.

SIZE	ORDER #	STOCK #
5"	5DLR-R6	810001182


Spacer



Use to maintain a 1" clearance with flex sections of DuraLiner.

SIZE	ORDER #	STOCK #
6" OVAL	6DLR-S	810001203
8" OVAL	8DLR-S	810001242

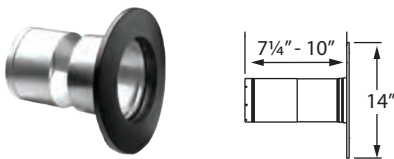
Adjustable Sleeve



Use for inserts with rear exhaust outlets. Sleeve adjusts from 8 1/2" to 12".

SIZE	ORDER #	STOCK #
6"	6DLR-AS	810001204
8"	8DLR-AS	810001243

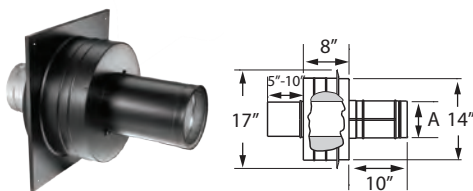
Masonry Thimble w/ Slip Connector



Use to penetrate masonry chimney to allow connection of DuraBlack or DVL to DuraLiner. Adapter must be used to attach the connector pipe to the masonry thimble.

SIZE	ORDER #	STOCK #
5"	5DLR-MTSC	810001191
6"	6DLR-MTSC	810000917
8"	8DLR-MTSC	810000954

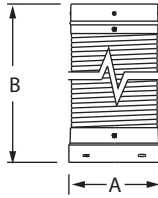
Wall Pass Through



Use to connect to a DuraLiner tee. Transitions DuraLiner through a masonry chimney and a combustible wall. Allows the connection of DuraBlack pipe when used with the appropriate adapter. DVL black pipe will connect directly to the Wall Pass Through.

SIZE	ORDER #	STOCK #	A
6"	6DLR-WPT	810001205	6 1/2"
8"	8DLR-WPT	810001244	8 1/2"

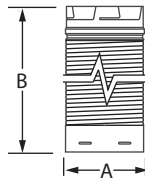
Round-To-Round Heavy Duty Flex Pipe



Use through damper and smoke shelf area. Built-in fittings. Use with DuraLiner Insulation Kit (ProMesh and ProFoil), where flex extends into clay liner, for zero-clearance applications. Round-to-Round Flex pipe built from .016", 304 stainless steel, 4-ply construction.

SIZE	ORDER #	STOCK #	A	B
6"	6DLR-36HF	810001206	6 5/8"	36"
6"	6DLR-60HF	810001207	6 5/8"	60"
8"	8DLR-36HF	810001245	8 5/8"	36"
8"	8DLR-60HF	810001246	8 5/8"	60"

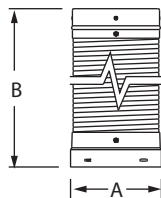
Round-To-Round Flex Pipe - 5"



Use through damper and smoke shelf area. Built from 304 stainless steel. Use with DuraLiner Insulation Kit (ProMesh and ProFoil) to meet UL1777 zero-clearance standards. Twist-lock fittings.

SIZE	ORDER #	STOCK #	A	B
5"	5DLR-36F	810001183	5 5/8"	36"
5"	5DLR-60F	810001184	5 5/8"	60"

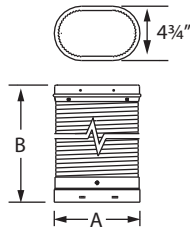
Round-To-Round Flex Pipe



Use through damper and smoke shelf area. Use with DuraLiner Insulation Kit (ProMesh and ProFoil), where flex extends into clay liner, for zero-clearance applications. Built from 1-ply construction, .005" 304 stainless steel.

SIZE	ORDER #	STOCK #	A	B
6"	6DLR-36F	810001208	6 5/8"	36"
6"	6DLR-60F	810001209	6 5/8"	60"
8"	8DLR-36F	810001247	8 5/8"	36"
8"	8DLR-60F	810001248	8 5/8"	60"

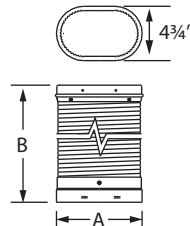
Oval-To-Oval Heavy Duty Flex Pipe



Use through damper and smoke shelf area. Built-in fittings. Use to connect from oval stove outlet to round DuraLiner. Use with DuraLiner Insulation Kit (ProMesh and ProFoil), where flex extends into clay liner, for zero clearance applications. Oval-to-Oval Flex pipe built from .016", 304 stainless steel, 4-ply construction.

SIZE	ORDER #	STOCK #	A	B
6"	6DLR-360HF	810001210	7 3/4"	36"
6"	6DLR-600HF	810001211	7 3/4"	60"

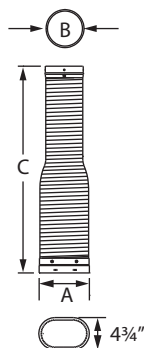
Oval-To-Oval Flex Pipe



Use through damper and smoke shelf area. Use with DuraLiner Insulation Kit (ProMesh and ProFoil), where flex extends into clay liner, for zero-clearance applications. Built from 1-ply construction, .005" 304 stainless steel.

SIZE	ORDER #	STOCK #	A	B
6"	6DLR-360F	810001212	7 3/4"	36"
6"	6DLR-600F	810001213	7 3/4"	60"
8"	8DLR-360F	810001249	10 3/4"	36"
8"	8DLR-600F	810001250	10 3/4"	60"

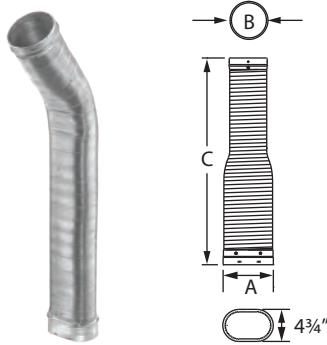
Oval-To-Round Heavy Duty Flex Pipe



Use through damper and smoke shelf area. Use to connect from round stove outlet to oval DuraLiner. Use with DuraLiner Insulation Kit (ProMesh and ProFoil), where flex extends into clay liner, for zero clearance applications. Built from .016", 304 stainless steel, 4-ply construction.

SIZE	ORDER #	STOCK #	A	B	C
6"	6DLR-360RHF	810001214	7 3/4"	6 5/8"	36"
6"	6DLR-600RHF	810001215	7 3/4"	6 5/8"	60"

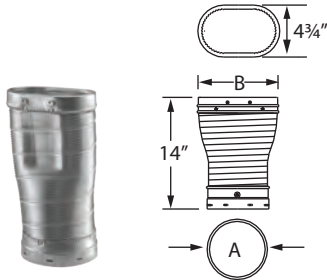
Oval-To-Round Flex Pipe



Use through damper and smoke shelf area. Use to connect from oval stove outlet to round DuraLiner. Use with DuraLiner Insulation Kit (ProMesh and ProFoil), where flex extends into clay liner, for zero-clearance applications. Built from 1-ply construction, .005" 304 stainless steel.

SIZE	ORDER #	STOCK #	A	B	C
6"	6DLR-360RF	810001216	7 3/4"	6 5/8"	36"
6"	6DLR-600RF	810001217	7 3/4"	6 5/8"	60"
8"	8DLR-360RF	810001251	10 3/4"	8 5/8"	36"
8"	8DLR-600RF	810001252	10 3/4"	8 5/8"	60"

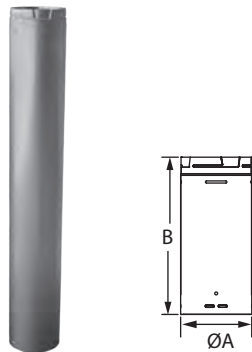
Round-To-Oval Flex Pipe



Use to connect a round stove outlet to oval DuraLiner. Use with DuraLiner Insulation Kit (ProMesh and ProFoil), where flex extends into clay liner, for zero-clearance applications. Built from 304 stainless steel.

SIZE	ORDER #	STOCK #	A	B
6"	6DLR-14ROF	810001218	6 5/8"	7 3/4"
8"	8DLR-14ROF	810001253	8 5/8"	10 3/4"

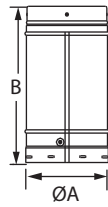
Round Rigid Pipe - 5"



Use to reline masonry chimney with 0/0 clearance. Factory-insulated. Twist-lock fittings and pre-drilled hole (one screw required). UL Listed for zero clearance between masonry and combustibles, plus zero clearance between liner and masonry. 304 stainless steel inner and aluminized steel outer. Note: to calculate the installed length of 5", 6", and 8" DuraLiner pipe subtract 1 1/2" from each joint overlap of liner pipe sections.

SIZE	ORDER #	STOCK #	A	B
5"	5DLR-12	810001185	5 5/8"	12"
5"	5DLR-24	810001186	5 5/8"	24"
5"	5DLR-36	810001187	5 5/8"	36"
5"	5DLR-48	810001188	5 5/8"	48"

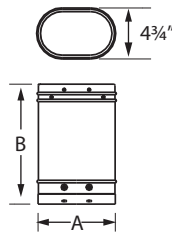
Round Rigid Pipe



Use to reline masonry chimney with 0/0 clearance. Available in round 6" and 8" diameters in 12", 24", 36", and 48" lengths. Factory-insulated. Built-in, pre-drilled fittings for riveting joints. 304 stainless steel inner and aluminized steel outer. Note: to calculate the installed length of 5", 6", and 8" DuraLiner pipe subtract 1 1/2" from each joint overlap of liner pipe sections.

SIZE	ORDER #	STOCK #	A	B
6"	6DLR-12	810001219	6 5/8"	12"
6"	6DLR-24	810001220	6 5/8"	24"
6"	6DLR-36	810001221	6 5/8"	36"
6"	6DLR-48	810001222	6 5/8"	48"
8"	8DLR-12	810001254	8 5/8"	12"
8"	8DLR-24	810001255	8 5/8"	24"
8"	8DLR-36	810001256	8 5/8"	36"
8"	8DLR-48	810001257	8 5/8"	48"

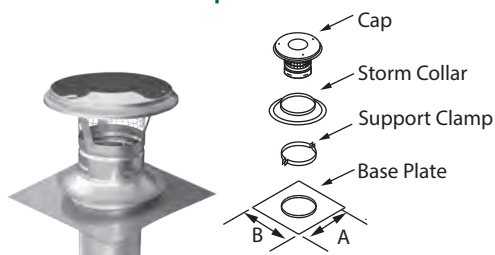
Oval Rigid Pipe



Use to reline masonry chimney with 0/0 clearance. Available in oval 6" and 8" diameters; 12", 24", 36", and 48" lengths. Factory-insulated. Built-in, pre-drilled fittings for riveting joints. 304 stainless steel inner and aluminized steel outer. Note: to calculate the installed length of 5", 6", and 8" DuraLiner pipe subtract 1 1/2" from each joint overlap of liner pipe sections.

SIZE	ORDER #	STOCK #	A	B
6"	6DLR-120	810001223	7 3/4"	12"
6"	6DLR-240	810001224	7 3/4"	24"
6"	6DLR-360	810001225	7 3/4"	36"
6"	6DLR-480	810001226	7 3/4"	48"
8"	8DLR-120	810001258	10 3/4"	12"
8"	8DLR-240	810001259	10 3/4"	24"
8"	8DLR-360	810001260	10 3/4"	36"
8"	8DLR-480	810001261	10 3/4"	48"

Twist-Lock Cap Kit

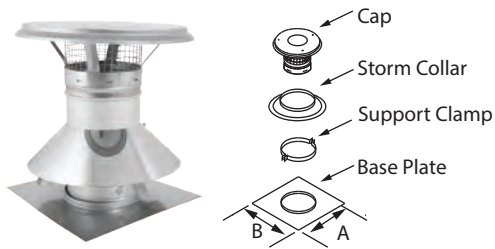


Use to terminate DuraLiner at the top of the masonry chimney. Pipe not included.

Kit includes Base Plate, Support Clamp, Storm Collar, and Cap.

SIZE	ORDER #	STOCK #	A	B
5"	5DLR-KVA	810001189	13"	13"
5"	5DLR-KVB	810001190	13"	18"

Extend-A-Cap Kit



Use to terminate DuraLiner at the top of the masonry chimney.

Kit includes: Base Plate, Support Clamp, Storm Collar, and Cap. Pipe not included.

SIZE	ORDER #	STOCK #	A	B
6" Round	6DLR-KXC13	810001227	13"	13"
6" Round	6DLR-KXC18	810001228	13"	18"
6" Oval	6DLR-KXC20	810001229	13"	20"
6" Oval	6DLR-KXC22	810001230	10"	22"
8" Round	8DLR-KXC13	810001262	13"	13"
8" Round	8DLR-KXC18	810001263	13"	18"
8" Oval	8DLR-KXC20	810001264	13"	20"
8" Oval	8DLR-KXC22	810001265	10"	22"

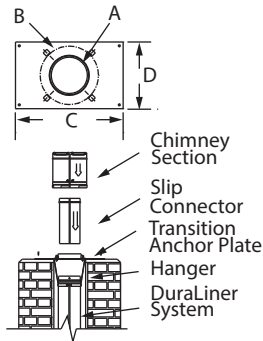
Slip Connector and Hanger



Use with Transition Anchor Plate to connect DuraLiner to DuraTech, DuraPlus, or DuraPlus HTC chimney.

SIZE	ORDER #	STOCK #
6"	6DLR-SCH	810001231
8"	8DLR-SCH	810001266

Transition Anchor Plate



Use with Slip Connector and Hanger in chimney restoration to connect DuraLiner pipe to DuraTech, DuraPlus, or DuraPlus HTC Chimney. Painted black. Pricing for Transition Anchor Plates are listed under DuraTech, DuraPlus, and DuraPlus HTC.

DURAPLUS						
SIZE	ORDER #	STOCK #	A	B	C	D
6"	6DP-AP14x17	810000542	6 1/16"	10 3/8"	17"	14"
6"	6DP-AP17x17	810000543	6 1/16"	10 3/8"	17"	17"
6"	6DP-AP13x21	810000544	6 1/16"	10 3/8"	21"	13"
6"	6DP-AP17x21	810000545	6 1/16"	10 3/8"	21"	17"
8"	8DP-AP14x17	810000628	8 1/16"	12 3/8"	17"	14"
8"	8DP-AP17x17	810000629	8 1/16"	12 3/8"	17"	17"
8"	8DP-AP13x21	810000630	8 1/16"	12 3/8"	21"	13"
8"	8DP-AP17x21	810000631	8 1/16"	12 3/8"	21"	17"
DURAPLUS HTC						
SIZE	ORDER #	STOCK #	A	B	C	D
6"	6HTC-AP14x17	810000678	6 1/16"	10 3/8"	17"	14"
6"	6HTC-AP17x17	810000679	6 1/16"	10 3/8"	17"	17"
6"	6HTC-AP17x21	810000680	6 1/16"	10 3/8"	21"	13"
8"	8HTC-AP14x17	810000764	8 1/16"	12 3/8"	17"	14"
8"	8HTC-AP17x17	810000765	8 1/16"	12 3/8"	17"	17"
8"	8HTC-AP17x21	810000766	8 1/16"	12 3/8"	21"	13"
DURATECH						
SIZE	ORDER #	STOCK #	A	B	C	D
6"	6DT-AP14x17	810000117	6 1/16"	8 3/16"	17"	14"
6"	6DT-AP17x17	810000118	6 1/16"	8 3/16"	17"	17"
6"	6DT-AP13x21	810000119	6 1/16"	8 3/16"	21"	13"
6"	6DT-AP17x21	810000120	6 1/16"	8 3/16"	21"	17"
8"	8DT-AP14x17	810000258	8 1/16"	10 3/16"	17"	14"
8"	8DT-AP17x17	810000259	8 1/16"	10 3/16"	17"	17"
8"	8DT-AP13x21	810000260	8 1/16"	10 3/16"	21"	13"
8"	8DT-AP17x21	810000261	8 1/16"	10 3/16"	21"	17"

Insulation

Insulation Kit



Use to insulate flex inside clay liner area of the masonry chimney.

Kit includes: ½" x 5' ProFoil insulation and a 5' section of ProMesh.

SIZE	6"	8"
ORDER #	6DL-IK	810001192
STOCK #	8DL-IK	810001232

AluFoil Tape



Use to seal seams of ProFoil insulation. 2 mil aluminum foil tape has strength and adhesion.

SIZE	STOCK #
3" x 150'	RNS-ALF
STOCK #	810002486

Ventinox®

**Welded, flexible and rigid relining
for masonry chimney.**

UL 1777, ULC S635 and ULC S640.



Specifications

Applications

VFT flexible liners are used for upgrading or restoring masonry chimneys that vent Category I natural gas, propane or oil appliances, wood or pellet stoves, fireplaces and fireplace inserts.

VG flexible liners are top performers when used to line masonry chimneys venting Category I gas-fired boilers, furnaces, space and water heaters.

Materials and Construction

VFT Single-wall, .006" 316 stainless steel. Continuous weld delivers a strong, air and water tight flue gas conduit.

VG Single-wall, .006" AL29-4C stainless steel. Continuous weld construction.

Clearances

VFT 0" clearance to masonry chimney for oil and gas. With TherMix or ProFoil insulation 0" clearance for solid fuels.

VG 0" clearance to masonry for gas appliances.

Diameters

Flex 3"-12"

Listings

UL Listed to UL 1777 and ULC S635 (MH11476).



UL 1777, ULC S635 and ULC S640 Systems

Ventinox[®]

Liner For Life

Ventinox VFT

Made from 316Ti stainless steel, can withstand high temperatures associated with solid fuel fired heaters, as well as the corrosive environments typical in gas or oil vents. Tested and listed for all-fuel, and can also be used for wood, gas, or oil-fired equipment.

Ventinox VG

The ultimate choice for venting gas fired appliances, where highly corrosive condensate formation (hydrochloric acid) within the flue is likely. The super-ferritic AL29-4C stainless steel alloy exhibits extreme resistance to chloride pitting, crevice, and stress corrosion and cracking.

Ventinox components are made from either 316SS (VFT) or super-ferritic stainless steel (VG). Components feature an integral locking band, avoiding the use of pop rivets. Liners and components provide a penetration free top to bottom connection.

When venting solid fuel heaters, Ventinox VFT must be insulated with either TherMix or ProFoil blankets to meet UL 1777 requirements. For all other applications, insulation is highly recommended for increased efficiency and draft performance.



NEW Ventinox Rigid

Made from 304 type stainless steel Ventinox Rigid is ideal for a variety of applications, including when the clay liner of an existing chimney is damaged, to improve the chimney's draft, or as a substitute for the clay liner in a new masonry chimney.

Time and wear can crack clay liners. Under these conditions, your liner can quickly become a nest for creosote deposits. Should this be the case with your masonry chimney, it would be wise, for safety reasons, to consider the advantages of a Ventinox Rigid.

The accumulation of creosote inside a chimney can become dangerous. As it is inflammable, creosote is the cause of chimney fires which can spread to become a real danger. The stainless steel liner impedes the adhesion of creosote.

Controlled-combustion stoves are designed according to highly efficient heat transfer and combustion technologies. Their rate of performance increases when they are installed with a chimney of suitable diameter. Clay liners are often too large. Consequently, they remain too cold and do not allow gas to be completely consumed, a situation which leads to gas condensation, thus formation of creosote.



Specifications

Applications

Ventinox Rigid stainless steel liner is designed for installation in a masonry chimney:

- when the clay liner of an existing chimney is damaged.
- to improve the chimney's draft.
- as a substitute of the clay liner in a new masonry chimney.

Used to vent solid, liquid or gas-fuel fired appliances (coal, wood, oil, etc).

Ventinox Rigid can be installed simply and easily, thanks to its unique twist-lock system. Just slip the components together and twist 1/8th of a turn.

Materials and Construction

304 stainless steel. Double-lock seam provides superior strength and prevents deformation.

Clearances

Between masonry and combustible materials.

NFPA211 (USA)	
Interior Installation	2" (50 mm)
Exterior Installation	1" (25 mm)

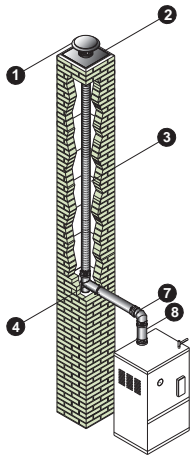
Diameters

5"-8"

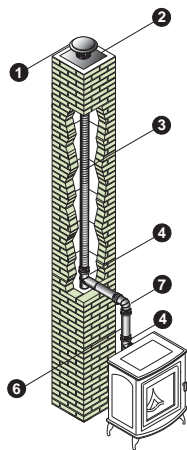
Listings

UL-1777, ULC-S635M and ULC-S640M at 2100°F (1150°C).

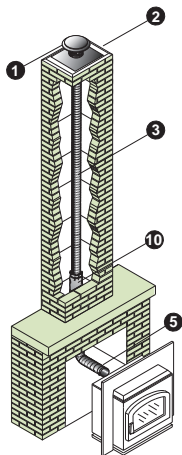
Ventinox VG and VFT Typical Installations



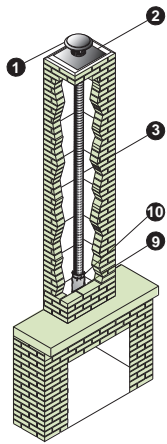
Gas Furnace



Gas Stove



Fireplace Insert

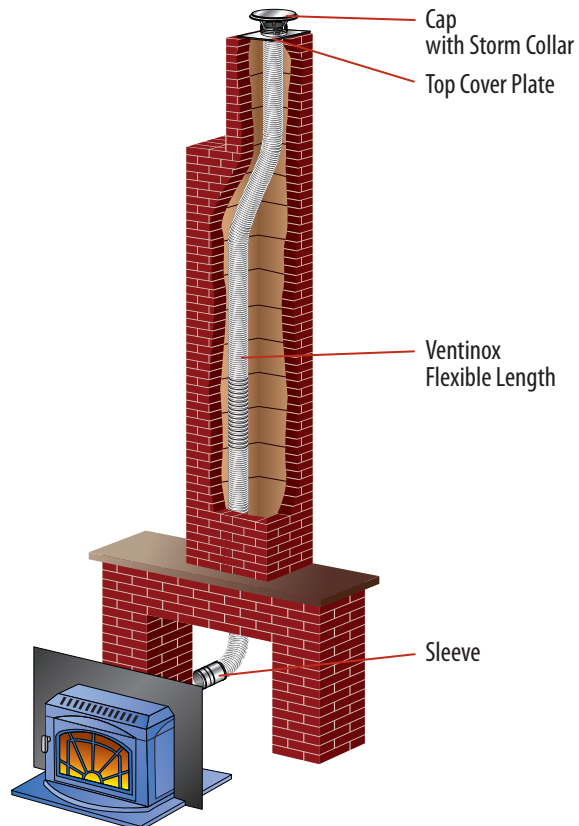


Open Fireplace

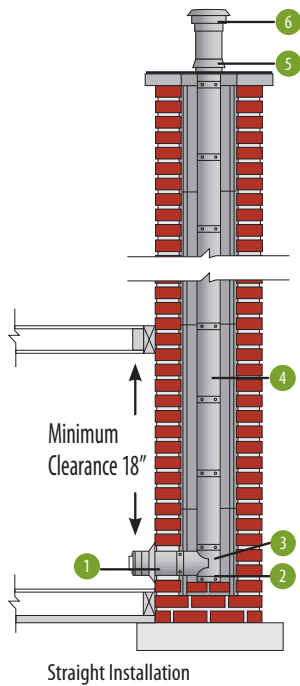
Installation Key

1	Rain Cap w/ Storm Collar
2	Top Cover Plate
3	Flex Length
4	Tee with Removable Snout
5	Sleeve
6	Rigid Type B Gas Vent or Rigid Pipe Length
7	Adjustable Elbow
8	DuraFlex Appliance Adapter
9	Bottom Plate w/ Collar
10	ProFoil w/ ProMesh or Thermix

Refer to our Typical Venting Installation drawings to select the appropriate component parts for your installation.



Ventinox Rigid Typical Installations

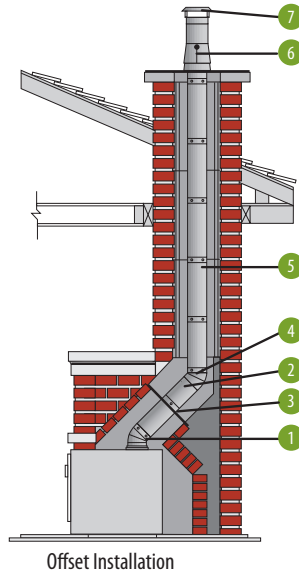


Straight Installation Key

1	Masonry Adaptor
2	Tee Cap
3	Split Base Tee
4	Length
5	Flashing
6	Deluxe Rain Cap

Offset Installation Key

1	Elbow
2	Adjustable Length or Flexible Length
3	Interior Support
4	Elbow
5	Length
6	Support Assembly
7	Regular Rain Cap



Planning Your Installation

1	Verify the venting requirements of the appliance used. Choose the liner system appropriate for the appliance and installation. Note: VFT is recommended for all fuels and VG is the best choice for gas.
2	Refer to the Typical Installations for the type of liner installation similar to your situation. Identify the needed parts for installation.
3	Venting for a fireplace requires the correct liner size for proper drafting. The size of the liner should match the outlet size on the appliance.
4	Determined the length of the liner needed.
5	If connecting two or more appliances to a common vent, be sure to connect the higher BTU appliance below the lower BTU appliance.
6	Make sure of a proper fit for the top plate of the relining to provide a secure, leak-proof installation.
7	If a free standing appliance is used, select the vent or stovepipe pieces to connect from the appliance to the liner (refer to the appropriate DuraVent Catalog Section).
8	Important! Check to be sure the installation complies with all local and national code requirements, including clearances to combustibles. Contact the local building inspector for permit requirements.

Ventinox® Kits

Ventinox VFT Kit w/out Tee



Includes Ventinox VFT Liner, Top Plate, and Rain Cap with Storm Collar. Choose diameter and length needed.

SIZE	LENGTH	ORDER #	STOCK #	LENGTH	ORDER #	STOCK #
3"	25'	3VFT-25K	810001569	35'	3VFT-35K	810001570
4"	25'	4VFT-25K	810001571	35'	4VFT-35K	810001572
5"	25'	5VFT-25K	810001573	35'	5VFT-35K	810001574
5 1/2"	25'	55VFT-25K	810001575	35'	55VFT-35K	810001576
6"	25'	6VFT-25K	810001577	35'	6VFT-35K	810001578
7"	25'	7VFT-25K	810001579	35'	7VFT-35K	810001580
8"	25'	8VFT-25K	810001581	35'	8VFT-35K	810001582

Ventinox VFT Kit w/ Tee



Includes Ventinox VFT Liner, Top Plate, Rain Cap with Storm Collar, Tee with Removable Snout, and Tee Cap. Choose diameter and length needed.

SIZE	LENGTH	ORDER #	STOCK #	LENGTH	ORDER #	STOCK #
3"	25'	3VFT-25KT	810001583	35'	3VFT-35KT	810001584
4"	25'	4VFT-25KT	810001585	35'	4VFT-35KT	810001586
5"	25'	5VFT-25KT	810001587	35'	5VFT-35KT	810001588
5 1/2"	25'	55VFT-25KT	810001589	35'	55VFT-35KT	810001590
6"	25'	6VFT-25KT	810001591	35'	6VFT-35KT	810001592
7"	25'	7VFT-25KT	810001593	35'	7VFT-35KT	810001594
8"	25'	8VFT-25KT	810001595	35'	8VFT-35KT	810001596

Ventinox® VFT & VG

Ventinox VFT Extensions



Use as an economical solution to add a few extra feet when needed to complete a run. Available in 5' and 10' lengths.

SIZE	LENGTH	ORDER #	STOCK #	LENGTH	ORDER #	STOCK #
3"	5'	3VFT-X5	810001612	10'	3VFT-X10	810001613
4"	5'	4VFT-X5	810001628	10'	4VFT-X10	810001629
5"	5'	5VFT-X5	810001647	10'	5VFT-X10	810001648
5 1/2"	5'	55VFT-X5	810001665	10'	55VFT-X10	810001666
6"	5'	6VFT-X5	810001680	10'	6VFT-X10	810001681
7"	5'	7VFT-X5	810001711	10'	7VFT-X10	810001712
8"	5'	8VFT-X5	810001735	10'	8VFT-X10	810001736

Ventinox VFT



Used for upgrading or restoring masonry chimneys that vent Category I natural gas, propane or oil appliances, wood or pellet stoves, fireplaces and fireplace inserts. Single-wall, .006" 316 Ti (Titanium) stainless steel. Continuous weld delivers a strong, air and water tight flue gas conduit. Custom lengths available using XX stock#'s (e.g.: For a 9" diameter, 40' length stock# would be QTY 40 of 9VFT-XX). Maximum length of 150' for 3" - 9" diameter custom orders and 25' for 10"-12" diameter custom orders. Must be ordered in 10' increments.

SIZE	LENGTH	ORDER #	STOCK #	SIZE	ORDER #	STOCK #
3"	25	3VFT-25BL	810001614	3"	3VFT-XX	810001611
4"	25	4VFT-25BL	810001630	4"	4VFT-XX	810001627
5"	25	5VFT-25BL	810001649	5"	5VFT-XX	810001646
5 1/2"	25	55VFT-25BL	810001667	5 1/2"	55VFT-XX	810001664
6"	25	6VFT-25BL	810001682	6"	6VFT-XX	810001679
7"	25	7VFT-25BL	810001713	7"	7VFT-XX	810001710
8"	25	8VFT-25BL	810001737	8"	8VFT-XX	810001734
3"	35	3VFT-35BL	810001615	9"	9VFT-XX	810001763
4"	35	4VFT-35BL	810001631	10"	10VFT-XX	810001778
5"	35	5VFT-35BL	810001650	11"	11VFT-XX	810001795
5 1/2"	35	55VFT-35BL	810001668	12"	12VFT-XX	810001808
6"	35	6VFT-35BL	810001683			
7"	35	7VFT-35BL	810001714			
8"	35	8VFT-35BL	810001738			

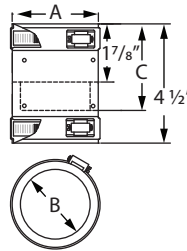
Ventinox VG



Used to line masonry chimneys venting Category I, natural gas, propane, furnaces, space and water heaters. Single-wall, .006" AL29-4C stainless steel. Continuous weld construction. Custom lengths available using XX stock#'s. (e.g.: For a 7" diameter, 40' length stock# would be QTY 40 of 7VG-XX). Maximum length of 150' for 3" - 9" diameter custom orders and 25' for 10"-12" diameter custom orders. Must be ordered in 10' increments.

SIZE	ORDER #	STOCK #	SIZE	ORDER #	STOCK #
3"	3VG-XX	810001826	8"	8VG-XX	810001868
4"	4VG-XX	810001834	9"	9VG-XX	810001877
5"	5VG-XX	810001842	10"	10VG-XX	810001884
6"	6VG-XX	810001851	11"	11VG-XX	810001891
7"	7VG-XX	810001860	12"	12VG-XX	810001900

Coupler



Use as a drip free connection between two sections of liner.

SIZE	VFT		VG		A	B	C
	ORDER #	STOCK #	ORDER #	STOCK #			
3"	3VFT-C	810001616	3VG-C	810001827	3 3/8"	3"	3 1/2"
4"	4VFT-C	810001632	4VG-C	810001835	4 3/8"	3 3/4"	3 1/2"
5"	5VFT-C	810001651	5VG-C	810001843	5 3/8"	4 3/4"	3 1/2"
5 1/2"	55VFT-C	810006019	--	--	5 3/4"	4 7/8"	3 1/2"
6"	6VFT-C	810001684	6VG-C	810001852	6 5/12"	5 4/5"	3 1/2"
7"	7VFT-C	810001715	7VG-C	810001861	7 1/2"	6 9/10"	3 1/2"
8"	8VFT-C	810001739	8VG-C	810001869	8 5/12"	7 4/5"	3 1/2"
9"	9VFT-C	810001764	9VG-C	810001878	9 3/8"	8 3/4"	3 5/8"
10"	10VFT-C	810001779	10VG-C	810001885	10 3/8"	9 3/4"	3 5/8"
11"	11VFT-C	810001796	11VG-C	810001892	11 1/2"	10 7/8"	3 5/8"
12"	12VFT-C	810001809	12VG-C	810001901	12 3/10"	11 11/16"	3 5/8"

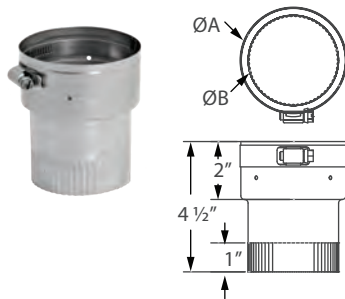
4" Ventinox Short Body Tee w/ 3" Branch



Used to connect flex to pellet insert. Use as a 90° transition between liner and connector pipe at the wall thimble or rear flue outlet of a pellet appliance. Transition from 3" PelletVent to 4" Ventinox Chimney Liner. Tee is 9" tall. Comes with Clean-Out Cap.

SIZE	ORDER #	STOCK #
4"	4VFT-PVTS	810001640

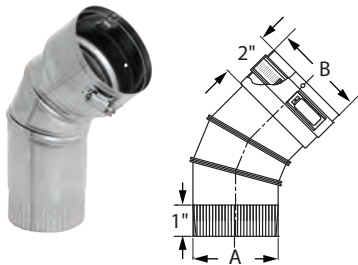
Sleeve



Use to connect a liner into an appliance flue collar.

SIZE	VFT		VG		A	B
	ORDER #	STOCK #	ORDER #	STOCK #		
3"	3VFT-S	810001617	3VG-S	810001828	3 1/2"	3"
4"	4VFT-S	810001633	4VG-S	810001836	4 1/2"	4"
5"	5VFT-S	810001652	5VG-S	810001844	5 1/2"	5"
5 1/2"	55VFT-S	810001670	--	--	5 3/4"	6"
6"	6VFT-S	810001685	6VG-S	810001880	6 1/2"	6"
7"	7VFT-S	810001716	7VG-S	810001862	7 1/2"	7"
8"	8VFT-S	810001740	8VG-S	810001870	8 3/10"	8"
9"	9VFT-S	810001765	9VG-S	810001879	9 3/10"	9"
10"	10VFT-S	810001780	10VG-S	810001886	10 3/10"	10"
11"	11VFT-S	810001797	11VG-S	810001893	11 1/2"	11"
12"	12VFT-S	810001810	12VG-S	810001902	12 1/4"	12"

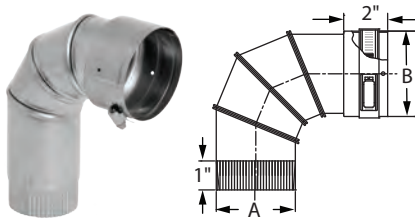
45° Adjustable Elbow



Use as a straight or up to 45° connection between liner and appliance flue collar.

SIZE	VFT		VG		A	B
	ORDER #	STOCK #	ORDER #	STOCK #		
3"	3VFT-E45	810001618	3VG-E45	810001829	3"	3 1/2"
4"	4VFT-E45	810001634	4VG-E45	810001837	4"	4 1/2"
5"	5VFT-E45	810001653	5VG-E45	810001845	5"	5 1/2"
5 1/2"	55VFT-E45	810006020	--	--	6"	5 3/4"
6"	6VFT-E45	810001686	6VG-E45	810001854	6"	6 1/2"
7"	7VFT-E45	810001717	7VG-E45	810001863	7"	7 1/2"
8"	8VFT-E45	810001741	8VG-E45	810001871	8"	8 3/10"
9"	9VFT-E45	810001766	9VG-E45	810001880	9"	9 3/10"
10"	10VFT-E45	810001781	10VG-E45	810001887	10"	10 3/10"
11"	11VFT-E45	810001798	11VG-E45	810001894	11"	11 1/2"
12"	12VFT-E45	810001811	12VG-E45	810001903	12"	12 1/4"

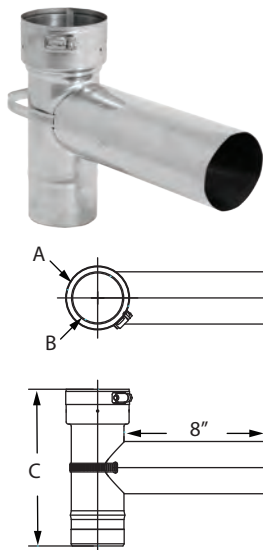
90° Adjustable Elbow



Use as a straight or up to 90° connection between liner and appliance flue collar.

SIZE	VFT		VG		A	B
	ORDER #	STOCK #	ORDER #	STOCK #		
3"	3VFT-E90	810001619	3VG-E90	810001830	3"	3 1/3"
4"	4VFT-E90	810001635	4VG-E90	810001838	4"	4 1/3"
5"	5VFT-E90	810001654	5VG-E90	810001846	5"	5 1/3"
5 1/2"	55VFT-E90	810006021	--	--	6"	5 3/4"
6"	6VFT-E90	810001687	6VG-E90	810001855	6"	6 1/3"
7"	7VFT-E90	810001718	7VG-E90	810001864	7"	7 1/2"
8"	8VFT-E90	810001742	8VG-E90	810001872	8"	8 3/10"
9"	9VFT-E90	810001767	9VG-E90	810001881	9"	9 3/10"
10"	10VFT-E90	810001782	10VG-E90	810001888	10"	10 3/10"
11"	11VFT-E90	810001799	11VG-E90	810001895	11"	11 1/2"
12"	12VFT-E90	810001812	12VG-E90	810001904	12"	12 1/4"

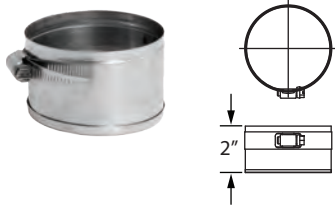
Tee w/ Removable Snout



Use as a 90° transition between liner and connector pipe at the wall thimble or rear flue outlet of a heater. Removable Snout with internal draw band allows for easier, through the wall thimble installation. 5 1/2" diameter has a 6" branch.

SIZE	VFT		VG		A	B	C
	ORDER #	STOCK #	ORDER #	STOCK #			
3"	3VFT-TRS	810001620	3VG-TRS	810001831	3 3/8"	3"	9"
4"	4VFT-TRS	810001636	4VG-TRS	810001839	4 3/8"	4"	10"
5"	5VFT-TRS	810001655	5VG-TRS	810001847	5 3/8"	5 1/4"	10 1/2"
5 1/2"	55VFT-TRS	810006027	--	--	5 3/4"	5 5/8"	12"
6"	6VFT-TRS	810001688	6VG-TRS	810001856	6 3/8"	6 2/8"	12"
7"	7VFT-TRS	810001719	7VG-TRS	810001865	7 7/16"	7 2/5"	13 1/2"
8"	8VFT-TRS	810001743	8VG-TRS	810001873	8 1/3"	8 1/5"	14 1/2"
9"	9VFT-TRS	810001768	9VG-TRS	810001882	9 1/3"	9 1/5"	15 1/2"
10"	10VFT-TRS	810001783	10VG-TRS	810001889	10 3/10"	10 1/5"	16 1/2"
11"	11VFT-TRS	810001800	11VG-TRS	810001896	11 1/2"	11"	17 1/2"
12"	12VFT-TRS	810001813	12VG-TRS	810001905	12 1/4"	12"	18"

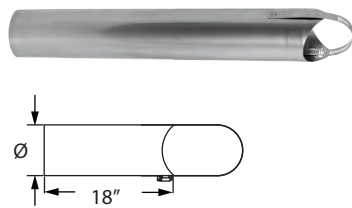
Tee Cover



Attach to bottom of tee body. Provides access for cleaning.

SIZE	VFT		VG	
	ORDER #	STOCK #	ORDER #	STOCK #
3"	3VFT-TCV	810001621	3VG-TCV	810001832
4"	4VFT-TCV	810001637	4VG-TCV	810001840
5"	5VFT-TCV	810001656	5VG-TCV	810001848
5 1/2"	55VFT-TCV	810006026	--	--
6"	6VFT-TCV	810001689	6VG-TCV	810001857
7"	7VFT-TCV	810001720	7VG-TCV	810001866
8"	8VFT-TCV	810001744	8VG-TCV	810001874
9"	9VFT-TCV	810001769	9VG-TCV	810001883
10"	10VFT-TCV	810001784	10VG-TCV	810001890
11"	11VFT-TCV	810001801	11VG-TCV	810001897
12"	12VFT-TCV	810001814	12VG-TCV	810001906


VFT Long Tee Snout



Use to increase reach through masonry at wall thimble.

SIZE	ORDER #	STOCK #	LENGTH	ORDER #	STOCK #
3"	3VFT-TLS	810001622	8"	8VFT-TLS	810001745
4"	4VFT-TLS	810001638	9"	9VFT-TLS	810001770
5"	5VFT-TLS	810001657	10"	10VFT-TLS	810001785
6"	6VFT-TLS	810001690	11"	11VFT-TLS	810001802
7"	7VFT-TLS	810001721	12"	12VFT-TLS	810001815

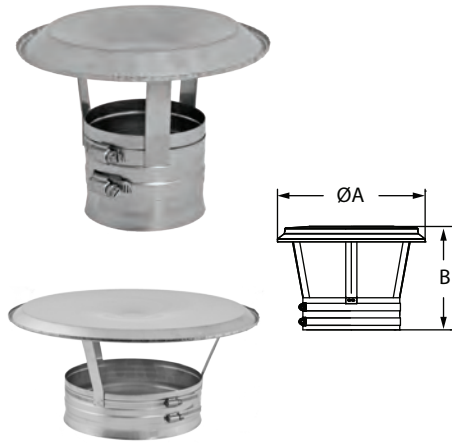
Swivel Tee Adapter



Use as connector between liner and Tee. Allows tee body to be rotated at wall thimble.

SIZE	ORDER #	STOCK #
5"	5VFT-ADST	810001658
6"	6VFT-ADST	810001691
7"	7VFT-ADST	810001722
8"	8VFT-ADST	810001746

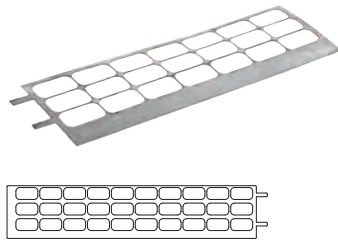
Rain Cap w/ Storm Collar



Use to support liner from the top and form a seal between the Storm Collar and the Top Plate. Top is removable for easy access to chimney cleaning. Top photo shows 3"-8" diameter style, bottom photo 9"-12" diameters.

SIZE	ORDER #	STOCK #	A	B
3"	3VFT-RCSC	810001623	8"	5"
4"	4VFT-RCSC	810001641	8"	5"
5"	5VFT-RCSC	810001659	11"	6"
5 1/2"	55VFT-RCSC	810001675	--	--
6"	6VFT-RCSC	810001692	11"	6"
7"	7VFT-RCSC	810001723	15"	6"
8"	8VFT-RCSC	810001747	15"	6"
9'	9VFT-RCSC	810001771	--	6"
10"	10VFT-RCSC	810001786	--	6"
11"	11VFT-RCSC	810001803	--	6"
12"	12VFT-RCSC	810001816	--	6"

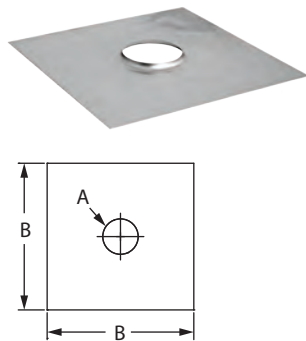
Bird Screen



Use to add a bird screen to a standard Rain Cap.

SIZE	ORDER #	STOCK #	LENGTH	ORDER #	STOCK #
3"	3VFT-BS	810001624	8"	8VFT-BS	810001749
4"	4VFT-BS	810001642	9'	9VFT-BS	810001772
5"	5VFT-BS	810001661	10"	10VFT-BS	810001787
5 1/2"	55VFT-BS	810006024	11"	11VFT-BS	810001804
6"	6VFT-BS	810001694	12"	12VFT-BS	810001817
7"	7VFT-BS	810001725			

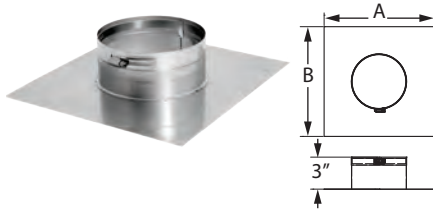
Top Cover Plate



Use to close the top of a masonry chimney and to provide support for the liner.

SIZE	ORDER #	STOCK #	A	B
3"	3VFT-TP	810001625	3 3/16"	16"
4"	4VFT-TP	810001643	4 3/16"	16"
5"	5VFT-TP	810001662	5 3/16"	16"
5 1/2"	55VFT-TP	810001677	5 4/5"	16"
6"	6VFT-TP	810001695	6 3/16"	16"
7"	7VFT-TP	810001726	7 3/16"	16"
8"	8VFT-TP	810001750	8 3/16"	16"
9'	9VFT-TP	810001773	9 3/16"	18"
10"	10VFT-TP	810001788	10 3/16"	18"
11"	11VFT-TP	810001805	11 3/16"	18"
12"	12VFT-TP	810001818	12 3/16"	18"

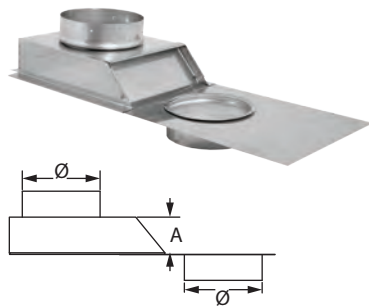
Bottom Plate w/ Collar



Attach to bottom of liner in the smoke chamber of a fire place, then pull up to form a seal between the liner and clay tile.

SIZE	ORDER #	STOCK #	A x B
6"	6VFT-BP	810001696	12" x 13"
7"	7VFT-BP	810001727	12" x 13"
8"	8VFT-BP	810001751	12" x 13"
9'	9VFT-BP	810001774	14" x 16"

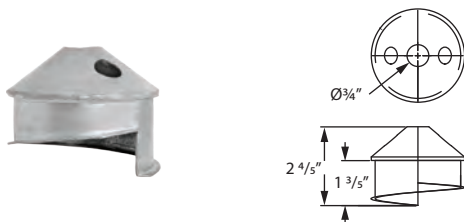
Offset Slide Adapter



Use as a horizontally adjustable connector between a liner and top flue outlet of a heater. Adds up to 5" of offset.

SIZE	ORDER #	STOCK #	A
6"	6VFT-ADSL	810001697	2 3/4"
8"	8VFT-ADSL	810001752	3 1/4"

Installation Cone



Use with a rope to pull liner through offsets in masonry chimney. Twists into liner.

SIZE	ORDER #	STOCK #	LENGTH	ORDER #	STOCK #
3"	3VFT-IC	810001626	8"	8VFT-IC	810001758
4"	4VFT-IC	810001644	9"	9VFT-IC	810001776
5"	5VFT-IC	810001663	10"	10VFT-IC	810001791
5 1/2"	55VFT-IC	810006022	11"	11VFT-IC	810001807
6"	6VFT-IC	810001702	12"	12VFT-IC	810001819
7"	7VFT-IC	810001729			

Round-To-Oval Flex Connector



Use to connect round portion of this connector to round liner. Oval portion of connector fits through fireplace dampers.

SIZE	ORDER #	STOCK #
6" x 48"	6VFT-48ROFC	810001705
6" x 57"	6VFT-57ROFC	810001706
7" x 57"	7VFT-57ROFC	810001732
8" x 48"	8VFT-48ROFC	810001761
8" x 57"	8VFT-57ROFC	810001762
10" x 57"	10VFT-57ROFC	810001794

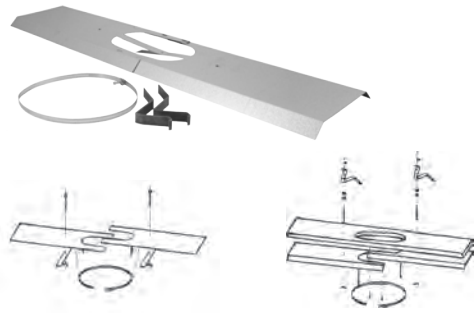
Oval Flex Connector



Use as a flex connector between the top of a fireplace insert and the bottom of a clay tile. See kits for details.

SIZE	ORDER #	STOCK #	LENGTH	ORDER #	STOCK #
6" x 48"	6VFT-480FC	810001703	8" x 57"	8VFT-570FC	810001760
6" x 57"	6VFT-570FC	810001704	9" x 48"	9VFT-480FC	810001777
7" x 48"	7VFT-480FC	810001730	10" x 48"	10VFT-480FC	810001792
7" x 57"	7VFT-570FC	810001731	10" x 57"	10VFT-570FC	810001793
8" x 48"	8VFT-480FC	810001759			

Sealing Kits

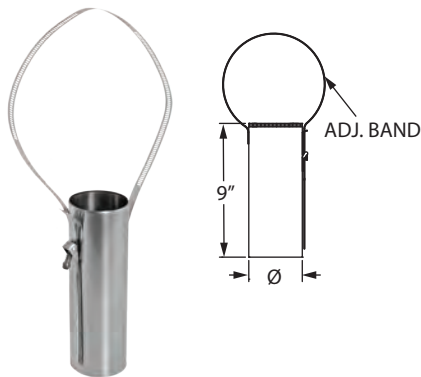


VSK Damper Sealing Kit VCK Connector Sealing Kit

Use to seal damper. The VSK Damper Sealing Kit rests on top of the fireplace damper frame and seals the area around the Oval Flex Connector. Kit includes 2 panels, cross-bars to tighten against the damper frame for a secure fit and wing nuts. Fits up to 49" wide dampers. The VCK Connector Sealing Kit fits underneath the damper frame and seals the area around the Oval Flex Connector. Kit includes 2 plates, an insulation panel, support bars with hardware, connector and wing nuts. First up to 48" wide dampers. Each sealing kit is universal for diameters 6" - 10".

SIZE	ORDER #	STOCK #
6"-10"	6VFT-VSK	810001610
6"-10"	6VFT-VCK	810001609

VG Universal Take-off



Use to connect additional appliances into a common vent.

SIZE	ORDER #	STOCK #
3"	3VG-UTO	810001833
4"	4VG-UTO	810001841
5"	5VG-UTO	810001849
6"	6VG-UTO	810001858

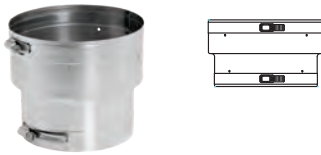
3"- 4" Pellet Step Inserter



Use to connect 4" diameter Ventinox flex to a 3" diameter pellet insert.

SIZE	ORDER #	STOCK #
4"	3VFT-X4	810001645

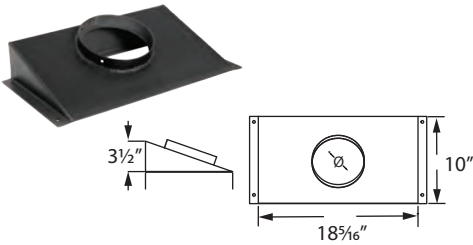
VG Inserter/Reducer



Use to increase or decrease vent diameters . Additional sizes available through special order.

SIZE	ORDER #	STOCK #
6" - 5"	5VG-X6	810001850
7" - 8"	7VG-X8	810001867
9" - 8"	8VG-X9	810001875
7" - 6"	7VG-X6	810001859

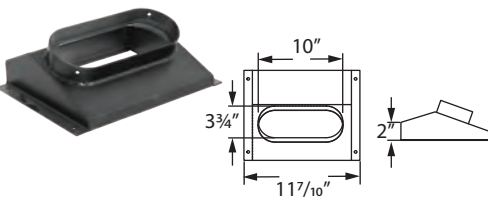
Round Insert Boot



Use to connect inserts with either rectangular or round flue collars to 6" or 8" liners. Made from 11 gauge carbon steel.

SIZE	ORDER #	STOCK #
6 1/2"	6VFT-RB	810001698
8 1/2"	8VFT-RB	810001753

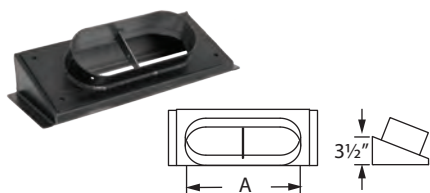
Oval Insert Boot



Use to connect inserts with 5" to 8" round flue collars to 8" Oval Flex Connectors. Made from 11 gauge carbon steel.

SIZE	ORDER #	STOCK #
8"	8VG-OB	810001876

Oval Adjustable Insert Boot



Use to connect inserts with rectangular flue outlets to Oval Flex Connectors. Top plate can point straight up or back towards the damper. Made from 11 gauge carbon steel.

SIZE	ORDER #	STOCK #	A
8"	8VFT-OB	810001754	11"
10"	10VFT-OB	810001789	14"

Round-To-Oval Adapter



Use as a drip-free connection between a oval liner and Round Flex Connector.

SIZE	ORDER #	STOCK #
6" x 6"	6VFT-6ADRO	810001699
6" x 7"	6VFT-X7ADRO	810001700
6" x 8"	6VFT-X8ADRO	810001701
7" x 8"	7VFT-X8ADRO	810001728
8" x 8"	8VFT-8ADRO	810001755
8" x 9"	8VFT-X9ADRO	810001756
8" x 10"	8VFT-X10ADRO	810001757
9" x 10"	9VFT-X10ADRO	810001775
10" x 10"	10VFT-10ADRO	810001790

Oval-To-Round Adapter



Use as a drip-free connection between a round liner and Oval Flex Connector.

SIZE	ORDER #	STOCK #
6" x 6"	6VFT-6ADOR	810001707
7" x 7"	7VFT-7ADOR	810001733
6" x 7" 30° ANGLE	6VFT-X7ADOR30	810001708
6" x 7"	6VFT-X7ADOR	810001709

Ventinox® Rigid

Lengths



Five standard lengths of 6, 12, 24, 36 and 48 inches are available. They can be assembled easily to construct a chimney liner of the required height. Available in 5", 6", 7" and 8" I.D.

SIZE	LENGTH	ORDER #	STOCK #	SIZE	LENGTH	ORDER #	STOCK #
5	6	5VRT-06	810012711	7	6	7VRT-06	810012756
5	12	5VRT-12	810012712	7	12	7VRT-12	810012757
5	24	5VRT-24	810012713	7	24	7VRT-24	810012758
5	36	5VRT-36	810012714	7	36	7VRT-36	810012759
5	48	5VRT-48	810012715	7	48	7VRT-48	810012760
6	6	6VRT-06	810012732	8	6	8VRT-06	810012780
6	12	6VRT-12	810012733	8	12	8VRT-12	810012781
6	24	6VRT-24	810012734	8	24	8VRT-24	810012782
6	36	6VRT-36	810012735	8	32	8VRT-36	810012783
6	48	6VRT-48	810012736	8	48	8VRT-48	810012784

Adjustable Length



Adjustable length makes it possible to adjust the liner to the required height. Telescoping from 7 to 11 inches (17.7 to 27.9 cm).

SIZE	ORDER #	STOCK #
5	5VRT-12A	810012716
6	6VRT-12A	810012737
7	7VRT-12A	810012761
8	8VRT-12A	810012785

Flexible Length



Used for offsets where it is difficult to install rigid liner elbows. Made of 304 type stainless steel. The flexible length must be attached to male and female adaptors. (Adaptors sold separately).

SIZE	ORDER #	STOCK #
5	5VRT-FLEX	810012728
6	6VRT-FLEX	810012750
7	7VRT-FLEX	810012761
8	8VRT-FLEX	810012761

Adaptor for Flexible Pipe



Used to connect flexible lengths to rigid parts. (Sold separately).

SIZE	Male		Female	
	ORDER #	STOCK #	ORDER #	STOCK #
5"	5VRT-ADFM	810012726	5VRT-ADFFv	810012727
6"	6VRT-ADFM	810012748	6VRT-ADFF	810012749
7"	7VRT-ADFM	810012772	7VRT-ADFF	810012772
8"	8VRT-ADFM	810012796	8VRT-ADFF	810012796

Split Base Tee



As the width of a masonry chimney is often restricted to a minimum, our split base tee features a removable snout. The snout is fastened to the other section of the tee from the inside of the flue. The tee cap is not included.

SIZE	ORDER #	STOCK #
5	5VRT-T	810012717
6	6VRT-T	810012717
7	7VRT-T	810012761
8	8VRT-T	810012761

Twist-Lock Tee Cap



As the width of a masonry chimney is often restricted to a minimum, our split base tee features a removable snout. The snout is fastened to the other section of the tee from the inside of the flue. The tee cap is not included.

SIZE	LTC	
	ORDER #	STOCK #
5"	5VRT-TC	810012718
6"	6VRT-TC	810012739
7"	7VRT-TC	810012763
8"	8VRT-TC	810012787

Elbows



Used to offset the liner. Available in 30°, 45°, and 90°.

SIZE	ORDER #	STOCK #	SIZE	ORDER #	STOCK #
5	5VRT-E30	810012719	7	7VRT-E30	810012764
5	5VRT-E45	810012720	7	7VRT-E45	810012765
5	5VRT-E90	810012721	7	7VRT-E90	810012766
6	6VRT-E30	810012740	8	8VRT-E30	810012788
6	6VRT-E45	810012741	8	8VRT-E45	810012789
6	6VRT-E90	810012742	8	8VRT-E90	810012790

Reducer and Increaser Lengths



Required to adapt the liner to smaller or larger flue diameters.

SIZE	Reducer		Increaser	
	ORDER #	STOCK #	ORDER #	STOCK #
5"	--	--	5VRT-X6	810012730
6"	6VRT-X5	810012754	6VRT-X7	810012753
7"	7VRT-X6	810012778	7VRT-X8	810012777
8"	8VRT-X7	810012801	--	--


Masonry Adaptor



Designed for use at the indoor exit of the masonry chimney, it comes complete with decorative collar and connects with the stove pipe.

SIZE	ORDER #	STOCK #
5	5VRT-MTSC	810012729
6	6VRT-MTSC	810012751
7	7VRT-MTSC	810012775
8	8VRT-MTSC	810012799


Adjustable Insulated Wall Thimble



Designed to cross a combustible wall adjacent to a masonry chimney. The wall radiation shield must be adjusted to the wall of the masonry. This shield can be adjusted from 6 to 12 inches. Available in 6", 7" and 8".

SIZE	ORDER #	STOCK #
6	6VRT-WTI	810012752
7	7VRT-WTI	810012752
8	8VRT-WTI	810012800


Flashing



Its ingenious design allows for thermal expansion. Available in galvalume or stainless steel. Collar can be sold separately.

SIZE	Galvalume		Stainless Steel		Collar	
	ORDER #	STOCK #	ORDER #	STOCK #	ORDER #	STOCK #
5	5VRT-FF	810012722	5VRT-FF-SS	810012723	--	--
6	6VRT-FF	810012743	6VRT-FF-SS	810012744	6VRT-SC	810012745
7	7VRT-FF	810012767	7VRT-FF-SS	810012768	7VRT-SC	810012769
8	8VRT-FF	810012791	8VRT-FF-SS	810012792	8VRT-SC	810012793


Support Assembly



Used to support the liner from the chimney allowing space for thermal expansion. Made of stainless steel (type 304); it includes a support collar locking around the flue, and a storm collar to ensure a watertight seal.

SIZE	ORDER #	STOCK #
5	5VRT-SAO	810012793
6	6VRT-SAO	810012746
7	6VRT-SAO	810012770
8	8VRT-SAO	810012794

Interior Support



Supports the liner from the inside installations with deviation and includes a support collar locking around the flue.

SIZE	ORDER #	STOCK #
5	5VRT-SAI	810012725
6	6VRT-SAI	810012747
7	7VRT-SAI	810012771
8	8VRT-SAI	810012795

Deluxe Rain Cap



An essential finishing part, its efficient design minimizes the introduction of snow or rain without reducing the required draft.

SIZE	ORDER #	STOCK #
5"	5VRT-RC	810012731
6"	6VRT-RC	810012755
7"	7VRT-RC	810012779
8"	8VRT-RC	810012802

Insulation

TherMix



Use to fill space between a liner and inside masonry chimney. Ready-mix formula cures into lightweight. Semi hard mass that insulates the liner and dissipates the intense heat created in a chimney fire.

*Use Table 1 to estimate the number of TherMix bags or boxes needed to do the job.

- Find the flue opening that comes closest to the one being lined, the left hand column.
- Find the size of the liner to be installed across the top line.
- Where the values intersect, read the cubic foot volume of TherMix per foot of chimney height.
- Multiply this volume by the height (in feet) of the chimney.
- Divide the cubic feet calculated in the previous step by 3.25. This answer will determine the number of bags/boxes of TherMix needed.

SIZE	ORDER #	STOCK #
BAG	RNS-TMG	810001820
BOX	RNS-TMX	810001821

Example:

A 28' chimney with a flue opening of 8.5" x 8.5" is to be lined with a 6" liner. As shown in Table 1, .30ft³ of TherMix is needed per foot of chimney height. Multiply .30 by 28 (the height of the chimney), to get 8.4ft³. Now divide 8.4 by 3.25 (the approximate volume yield per bag of TherMix), to obtain 2.6 bags/boxes of TherMix to complete the installation.

*Masonry chimneys are not uniform structures. Have extra bags/boxes available in case you need them. If there is an installation not covered by table 1, refer to the formula below:

$$\text{Packages of TherMix} = \frac{(W'' \times D'' \times H'') - (CS \times H'')}{1728 \text{ cu. in.}} \div 3.25$$

W = Width of flue opening (in inches)

D = Depth of flue opening (in inches)

H = Height of flue (in inches)

CS = Cross Section areas of chimney liner (table 2)

TABLE 1: THERMIX VOLUME PER ONE FOOT OF CHIMNEY HEIGHT

Flue Opening	Diameter of Liner					
	5"	6"	7"	8"	10"	12"
7.5" x 7.5"	.25	.20	--	--	--	--
7.5" x 11.5"	.46	.40	(Ovalized) .38	(Ovalized) .32	--	--
8.5" x 8.5"	.36	.30	.23	--	--	--
8.5" x 11.5"	.54	.48	.41	(Ovalized) .36	(Ovalized) .33	--
9.5" x 9.5"	.49	.43	.36	.27	--	--
11.5" x 11.5"	.78	.72	.65	.60	.37	--
11.5" x 16.5"	1.18	1.12	1.05	.96	.77	--
12.5" x 12.5"	.95	.88	.82	.73	.53	--
14.5" x 14.5"	1.30	1.26	1.20	1.10	.92	.65
14.5" x 18.5"	1.70	1.66	1.60	1.50	1.30	1.04

TABLE 2: CROSS SECTION AREA OF LINER

Liner Size	CS Area	Oval Liner Size	Oval Dimensions	CS Area
Round 5"	19.62in ²			
Round 6"	28.46in ²	Oval 6"	(4.2" x 7.2")	24.60in ²
Round 7"	38.46in ²	Oval 7"	(4.2" x 9.1")	32.20in ²
Round 8"	50.25in ²	Oval 8"	(4.2" x 10.3")	37.20in ²
Round 9"	62.50in ²			
Round 10"	78.50in ²	Oval 10"	(4.2" x 13.3")	49.50in ²
Round 12"	113.22in ²			

ProFoil



Use as insulator for stainless steel liners in masonry chimneys. UL Listed insulation. Size is based on vent diameter.

Required to insulate stainless steel liner to meet UL 1777 when proper clearances to chimney and framing are not available. 1" clearance from SS liner to interior wall of the masonry chimney and 1" clearance from the masonry to the house framing are required in order to meet UL 1777. If you do not have either of these clearances then a 1/2" wrap is required. If these two clearances are available then no insulation is needed. AluFoil Tape and ProMesh required.

SIZE	FITS Ø	THICKNESS	ORDER #	STOCK #
22"x25'	5"-5½"	½"	56RNS-PFB22X25	810001822
24"x25'	6"	½"	7RNS-PFB24X25	810001823
29"x25'	7"	½"	8RNS-PFB29X25	810001824
48"x25'	8"-12"	½"	912RNS-PFB48X25	810001825
DOUBLE WRAPPING 1/4" PROFOIL				
ProFoil Size	Single Wrap Liner Size	Double Wrap Liner Size		
22"x 25"	3"-6"	3"-5"		
24"x 25"	7"	6"		
29"x 25"	8"	7"-8"		
48"x 25"	9"-12"	9"-12"		

AluFoil Tape



Use to seal seams of ProFoil insulation. 2 mil aluminum foil tape has strength and adhesion.

SIZE	ORDER #	STOCK #
3" x 150'	RNS-ALF	810002486

ProMesh



Use to protect the ProFoil during installation. 304 stainless steel mesh slides over insulated liner. Shrinks to fit liner when pulled length-wise.

SIZE	ORDER #	STOCK #	LENGTH
SM 3"-6"Ø	RNS-PM1	810012553	25'
LG 7"-9"Ø	RNS-PM2	810012554	25'
XLG 10"-12"Ø	RNS-PM3	810012555	25'

DuraFlex®

**Flexible stainless steel relining
for masonry chimney.
UL 1777 and ULC S635.**



Specifications

DuraFlex Pro

Applications

DuraFlex Pro ultra flexible relining for masonry chimney. Use with gas, wood pellet, oil, or wood appliances. Applications include: fireplace inserts, furnaces, boilers, and water heaters.

Materials and Construction

Single-wall .005" 316 stainless steel.

Clearances

0" clearance for gas, oil, and pellet applications. 1" clearance to masonry for wood-burning applications. Insulation is required for 0" clearance to masonry for wood-burning.

Diameters

3"-12".

Listings

Listed to UL 1777 and ULC S635 (MH45609).

DuraFlex SW

Applications

DuraFlex SW smooth wall flexible relining for masonry chimney. Use with gas, wood pellet, oil, or wood appliances. Applications include: fireplace inserts, furnaces, boilers, and water heaters.

Materials and Construction

Single-wall .005" overlapped 316 stainless steel (totalling .010"). Overlapped to create smooth inner wall.

Clearances

0" clearance for gas, oil, and pellet applications. 1" clearance to masonry for wood-burning applications. Insulation is required for 0" clearance to masonry for wood-burning.

Diameters

3"-12".

Listings

Listed to UL 1777 (MH45609).

UL 1777 and ULC S635 Systems

DuraFlex Pro

DuraFlex Pro is the ultimate in flexible steel liners for strength and flexibility. It features 20% more stainless steel per foot compared to other liners on the market. Its extreme flexibility facilitates problem free installations where multiple offsets are needed. DuraFlex Pro is available in 3" through 12" diameters in lengths, kits and custom lengths. DuraFlex Pro is manufactured utilizing highly corrosion resistant 316 Stainless Steel. Listed to UL 1777 and ULC S635.

DuraFlex SW

DuraFlex SW is a smooth inner-wall, flexible stainless steel chimney liner. The smooth inner wall provides for no output reduction allowing for full appliance efficiency. Smooth wall construction eliminates ridges that restrict flue gas flow and collect deposits. The lack of ridges facilitates cleaning and maintenance. DuraFlex SW is ideal for relining masonry chimney for wood and gas burning appliances. Listed to UL 1777.

Customize The Flex You Need.

All DuraFlex is available for orders requiring custom lengths (minimum 10' length). DuraFlex Pro and DuraFlex SW also offer 9"-12" diameters when ordered in custom lengths. (minimum 10' length). Use Ventinox components for all 9"-12" flex systems.



UL 1777 and ULC S635 Systems

DuraFlex 316 & 304

DuraFlex 304 and 316 are lighter, more economical liners. Excellent when there are minimal offsets in the chimney. DuraFlex 304SS and 316SS are intended for wood burning, non-condensing gas and oil fired appliances. Where greater corrosion resistance is desired, such as coal-fired appliances, DuraFlex 316 is recommended. DuraFlex 304SS and 316SS are listed to UL 1777 and ULC S635.

Insulation for Flex

All DuraFlex products must be insulated to meet UL 1777 requirements. See the end of the DuraFlex SS for the insulation section to find information on our offering: TherMix, ProFoil, AluFoil Tape, and ProMesh.

A Flexible Solution For Any Installation.

Having a choice when making a decision is important. DuraVent offers the installer a range of products to make the right decision for the right situation. There are four different DuraFlex liners, and a complete selection of DuraFlex universal components. No matter which flex is right for the situation, there's a DuraVent component to complete the venting system.



Specifications

DuraFlex 316 & 304

Applications

DuraFlex 316 flexible relining for masonry chimney. Use with gas, wood pellet, oil, or wood appliance. Applications include: fireplace inserts, furnaces, boilers, and water heaters. 316 is designed for use in harsher conditions, for more resistance to corrosion, such as coal.

DuraFlex 304 flexible relining for masonry chimney. Use with gas, wood pellet, oil, or wood appliances. Applications include: fireplace inserts, furnaces, boilers, and water heaters.

Materials and Construction

Single-wall .005" 316 or 304 stainless steel.

Clearances

0" clearance for gas, oil, and pellet applications. 1" clearance to masonry for wood-burning applications. Insulation is required for 0" clearance to masonry for wood-burning.

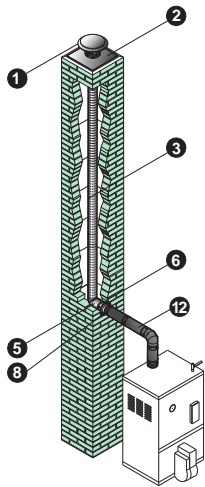
Diameters

3"-8".

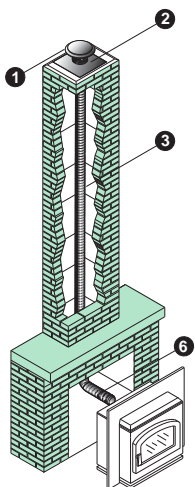
Listings

Listed to UL 1777 and ULC S635 (MH45609).

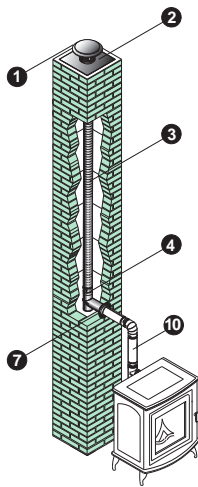
Typical Installations



Oil Furnace
DuraFlex SS



Pellet Insert
DuraFlex SS



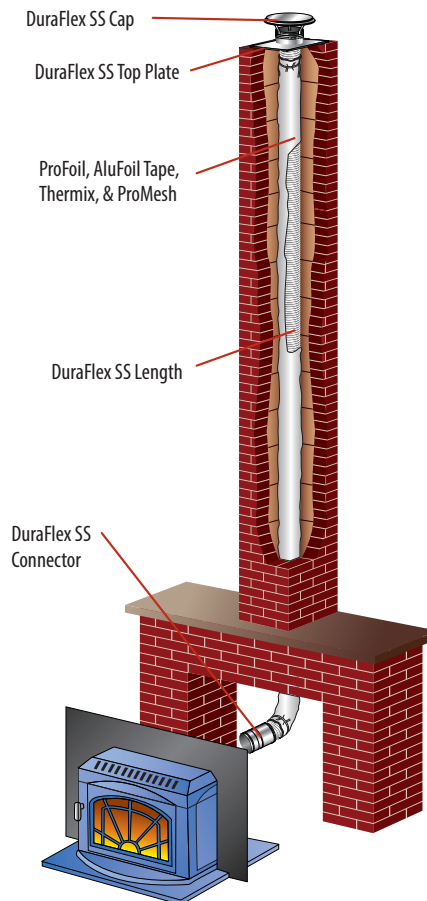
Pellet Stove
DuraFlex SS & PelletVent Pro

Installation Key

1	DuraFlex SS Cap	8	DuraBlack Trim Collar
2	DuraFlex Top Plate	9	Rigid Type B Gas Vent
3	DuraFlex (SW, Pro, 304, 316) Length	10	Rigid PelletVent (L Vent)
4	DuraFlex SS Tee	11	ProFoil Insulation, AluFoil Tape & ProMesh
5	DuraFlex Mortar Sleeve	12	DVL or DuraBlack Pipe
6	DuraFlex SS Connector	13	Pipe Collar (B-Vent)
7	PelletVent Pro Appliance Adapter		

Refer to our Typical Venting Installation drawings to select the appropriate component parts for your installation.

- The inner pipe diameter should match the outlet size of the appliance.
- Check the appliance manufacturer's installation instructions to confirm which types of vent configurations are permitted (i.e. horizontal, vertical, chimney reline, etc.). Also, check for any venting restrictions such as maximum horizontal run, minimum and maximum vertical rise, maximum offset, etc.
- Be fire safe! Use proper support and bracing. Follow local building codes and have your venting system inspected.



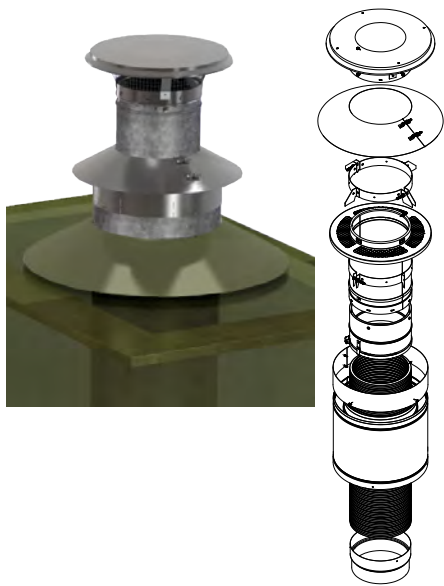
Planning Your Installation

1	Verify the venting requirements of the appliance used. Choose the liner system appropriate for the appliance and installation.
2	Refer to the Typical Installations for the type of liner installation similar to your situation. Identify the needed parts for installation.
3	The size of the liner should match the outlet size on the appliance or the size of the vent/manifold that penetrates into the masonry chimney.
4	Determine the length of liner needed.
5	Make sure of a proper fit for the Top Plate of the reliner to provide a secure, leak-proof installation.
6	If a free-standing appliance is used, select the vent or stovepipe pieces to connect from the appliance to the liner (refer to the appropriate section of catalog).
7	Important! Check to be sure the installation complies with all local and national code requirements, including clearance to combustibles. Contact the local building inspector for permit requirements.

Design Recommendations

- The following design recommendations are intended only as a general guideline to assist in the design and selection of liner components for your installation. Always read and follow DuraVent Installation instructions (enclosed with the cap or support box) before installing DuraFlex. Installation instructions can be viewed online at www.duravent.com, under catalogs and instructions.
- Before relining a chimney, it should be cleaned and inspected to verify the integrity of the mortar and masonry. In addition, have a certified chimney professional determine if the masonry was constructed with 0" or 1" clearance to the surrounding combustibles. This is an important fire safety issue that may have an influence on how the liner is installed.
- Be sure to select the proper liner for the application. DuraFlex SS is used for appliances that use oil, wood, or wood-pellets for fuel; DuraFlex AL is for a non-condensing gas appliance. Refer to the appliance manufacturer for installation requirements affecting venting. Keep the vent path as straight as possible for best performance.

Factory-Built Reline Kit



Use as a relining system for factory-built chimneys to be used with solid-fuel appliances in the USA. Relining is critical for performance and safety when a wood-burning insert is installed into an existing UL-127-listed fireplace.

Kit includes: Cap, Storm Collar, Support Bracket, Ventilation Disk, Centering Bracket, DuraLiner 12" Length, Flex Connector, Flex Length (25' or 35'), Adjustable Band, and Flex Adapter.

Minimum 8" chimney inner, maximum 14" outer.

SIZE		25' FLEX		35' FLEX	
		ORDER #	STOCK #	ORDER #	STOCK #
6"	DuraFlex Pro	6DFPRO-25KFB	810007149	6DFPRO-35KFB	810007150
	DuraFlex 304	6DF304-25KFB	810007151	6DF304-35KFB	810007152
	DuraFlex 316	6DF316-25KFB	810007153	6DF316-35KFB	810007154

DuraFlex SW Basic Kit



Kit includes: DuraFlex SS Top Plate, DuraFlex SS Cap, DuraFlex SS Connector, and DuraFlex SW length. Flex lengths available in 15', 20', 25', 30', and 35'.

SIZE	15' FLEX		20' FLEX		25' FLEX	
	ORDER #	STOCK #	ORDER #	STOCK #	ORDER #	STOCK #
3"	3DFSW-15K	810002293	3DFSW-20K	810002294	3DFSW-25K	810002295
4"	4DFSW-15K	810002298	4DFSW-20K	810002299	4DFSW-25K	810002300
5"	5DFSW-15K	810002303	5DFSW-20K	810002304	5DFSW-25K	810002305
5 1/2"	55DFSW-15K	810002308	55DFSW-20K	810002309	55DFSW-25K	810002310
6"	6DFSW-15K	810002313	6DFSW-20K	810002314	6DFSW-25K	810002315
7"	7DFSW-15K	810002318	7DFSW-20K	810002319	7DFSW-25K	810002320
8"	8DFSW-15K	810002323	8DFSW-20K	810002324	8DFSW-25K	810002325
SIZE	30' FLEX		35' FLEX			
	ORDER #	STOCK #	ORDER #	STOCK #		
3"	3DFSW-30K	810002296	3DFSW-35K	810002297		
4"	4DFSW-30K	810002301	4DFSW-35K	810002302		
5"	5DFSW-30K	810002306	5DFSW-35K	810002307		
5 1/2"	55DFSW-30K	810002311	55DFSW-35K	810002312		
6"	6DFSW-30K	810002316	6DFSW-35K	810002317		
7"	7DFSW-30K	810002321	7DFSW-35K	810002322		
8"	8DFSW-30K	810002326	8DFSW-35K	810002327		

DuraFlex SW Tee Kit



Kit includes: DuraFlex SS Top Plate, DuraFlex SS Cap, DuraFlex SS Tee with Cap, and DuraFlex SW length. Kit flex lengths available in 15', 20', 25', 30', and 35'.

SIZE	15' FLEX		20' FLEX		25' FLEX	
	ORDER #	STOCK #	ORDER #	STOCK #	ORDER #	STOCK #
3"	3DFSW-15KT	810002328	3DFSW-20KT	810002329	3DFSW-25KT	810002330
4"	4DFSW-15KT	810002333	4DFSW-20KT	810002334	4DFSW-25KT	810002335
5"	5DFSW-15KT	810002338	5DFSW-20KT	810002339	5DFSW-25KT	810002340
5 1/2"	55DFSW-15KT	810002343	55DFSW-20KT	810002344	55DFSW-25KT	810002345
6"	6DFSW-15KT	810002348	6DFSW-20KT	810002349	6DFSW-25KT	810002350
7"	7DFSW-15KT	810002353	7DFSW-20KT	810002354	7DFSW-25KT	810002355
8"	8DFSW-15KT	810002358	8DFSW-20KT	810002359	8DFSW-25KT	810002360
SIZE	30' FLEX		35' FLEX			
	ORDER #	STOCK #	ORDER #	STOCK #		
3"	3DFSW-30KT	810002331	3DFSW-35KT	810002332		
4"	4DFSW-30KT	810002336	4DFSW-35KT	810002337		
5"	5DFSW-30KT	810002341	5DFSW-35KT	810002342		
5 1/2"	55DFSW-30KT	810002346	55DFSW-35KT	810002347		
6"	6DFSW-30KT	810002351	6DFSW-35KT	810002352		
7"	7DFSW-30KT	810002356	7DFSW-35KT	810002357		
8"	8DFSW-30KT	810002361	8DFSW-35KT	810002362		

DuraFlex SW Stainless Steel Length



Custom lengths also available for 3" - 8" diameters. 9"-12" diameters available in custom lengths only (Use Ventinox components). Minimum length of 10' for custom orders. Maximum 200' for 3" - 4" diameters, 125' for 5" diameter, 100' for 5.5" - 6", 50' for 7" - 8", 25' for 10" and 12" diameters. Must be ordered in increments of 10'.

3"-8" diameter flex can be ovalized up to the first 4'. Call Customer Service to add ovalizing to your order and for pricing.

SIZE	15' FLEX		20' FLEX		25' FLEX	
	ORDER #	STOCK #	ORDER #	STOCK #	ORDER #	STOCK #
3"	3DFSW-15	810002374	3DFSW-20	810002375	3DFSW-25	810002376
4"	4DFSW-15	810002381	4DFSW-20	810002382	4DFSW-25	810002383
5"	5DFSW-15	810002388	5DFSW-20	810002389	5DFSW-25	810002390
5 1/2"	55DFSW-15	810002395	55DFSW-20	810002396	55DFSW-25	810002397
6"	6DFSW-15	810002402	6DFSW-20	810002403	6DFSW-25	810002404
7"	7DFSW-15	810002409	7DFSW-20	810002410	7DFSW-25	810002411
8"	8DFSW-15	810002415	8DFSW-20	810002416	8DFSW-25	810002417
SIZE	30' FLEX		35' FLEX		50' FLEX	
	ORDER #	STOCK #	ORDER #	STOCK #	ORDER #	STOCK #
3"	3DFSW-30	810002377	3DFSW-35	810002378	3DFSW-50	810002379
4"	4DFSW-30	810002384	4DFSW-35	810002385	4DFSW-50	810002386
5"	5DFSW-30	810002391	5DFSW-35	810002392	5DFSW-50	810002393
5 1/2"	55DFSW-30	810002398	55DFSW-35	810002399	55DFSW-50	810002400
6"	6DFSW-30	810002405	6DFSW-35	810002406	6DFSW-50	810002407
7"	7DFSW-30	810002412	7DFSW-35	810002413	7DFSW-50	810002414
8"	8DFSW-30	810002418	8DFSW-35	810002419	8DFSW-50	810002420
SIZE	100' FLEX		125' FLEX		200' FLEX	
	ORDER #	STOCK #	ORDER #	STOCK #	ORDER #	STOCK #
3"	--	--	--	--	3DFSW-200	810002380
4"	--	--	--	--	4DFSW-200	810002387
5"	--	--	5DFSW-125	810002394	--	--
5 1/2"	55DFSW-100	810002401	--	--	--	--
6"	6DFSW-100	810002408	--	--	--	--

DuraFlex Pro Basic Kit



Kit includes: DuraFlex SS Top Plate, DuraFlex SS Cap, DuraFlex SS Connector, and DuraFlex Pro length. Kit flex lengths available in 15', 20', 25', 30', and 35'.

SIZE	15' FLEX		20' FLEX		25' FLEX	
	ORDER #	STOCK #	ORDER #	STOCK #	ORDER #	STOCK #
3"	3DFPRO-15K	810002151	3DFPRO-20K	810002152	3DFPRO-25K	810002153
4"	4DFPRO-15K	810002156	4DFPRO-20K	810002157	4DFPRO-25K	810002158
5"	5DFPRO-15K	810002161	5DFPRO-20K	810002162	5DFPRO-25K	810002163
5 1/2"	55DFPRO-15K	810002166	55DFPRO-20K	810002167	55DFPRO-25K	810002168
6"	6DFPRO-15K	810002171	6DFPRO-20K	810002172	6DFPRO-25K	810002173
7"	7DFPRO-15K	810002176	7DFPRO-20K	810002177	7DFPRO-25K	810002178
8"	8DFPRO-15K	810002181	8DFPRO-20K	810002182	8DFPRO-25K	810002183
SIZE	30' FLEX		35' FLEX			
	ORDER #	STOCK #	ORDER #	STOCK #		
3"	3DFPRO-30K	810002154	3DFPRO-35K	810002155		
4"	4DFPRO-30K	810002159	4DFPRO-35K	810002160		
5"	5DFPRO-30K	810002164	5DFPRO-35K	810002165		
5 1/2"	55DFPRO-30K	810002169	55DFPRO-35K	810002170		
6"	6DFPRO-30K	810002174	6DFPRO-35K	810002175		
7"	7DFPRO-30K	810002179	7DFPRO-35K	810002180		
8"	8DFPRO-30K	810002184	8DFPRO-35K	810002185		

DuraFlex Pro Tee Kit



Kit includes: DuraFlex SS Top Plate, DuraFlex SS Cap, DuraFlex SS Tee with Cap, and DuraFlex Pro length. Kit flex lengths available in 15', 20', 25', 30', and 35'.

SIZE	15' FLEX		20' FLEX		25' FLEX	
	ORDER #	STOCK #	ORDER #	STOCK #	ORDER #	STOCK #
3"	3DFPRO-15KT	810002186	3DFPRO-20KT	810002187	3DFPRO-25KT	810002188
4"	4DFPRO-15KT	810002191	4DFPRO-20KT	810002192	4DFPRO-25KT	810002193
5"	5DFPRO-15KT	810002196	5DFPRO-20KT	810002197	5DFPRO-25KT	810002198
5 1/2"	55DFPRO-15KT	810002201	55DFPRO-20KT	810002202	55DFPRO-25KT	810002203
6"	6DFPRO-15KT	810002206	6DFPRO-20KT	810002207	6DFPRO-25KT	810002208
7"	7DFPRO-15KT	810002211	7DFPRO-20KT	810002212	7DFPRO-25KT	810002213
8"	8DFPRO-15KT	810002216	8DFPRO-20KT	810002217	8DFPRO-25KT	810002218
SIZE	30' FLEX		35' FLEX			
	ORDER #	STOCK #	ORDER #	STOCK #		
3"	3DFPRO-30KT	810002189	3DFPRO-35KT	810002190		
4"	4DFPRO-30KT	810002194	4DFPRO-35KT	810002195		
5"	5DFPRO-30KT	810002199	5DFPRO-35KT	810002200		
5 1/2"	55DFPRO-30KT	810002204	55DFPRO-35KT	810002205		
6"	6DFPRO-30KT	810002209	6DFPRO-35KT	810002210		
7"	7DFPRO-30KT	810002214	7DFPRO-35KT	810002215		
8"	8DFPRO-30KT	810002219	8DFPRO-35KT	810002220		

DuraFlex Pro Top Plate/Cap Kit



Kit includes: Top Plate with welded Storm Collar, and Cap, plus DuraFlex SS Connector, and DuraFlex Pro length. Flex remains secured to the Storm Collar/Top Plate when removing the cap section for inspections and cleaning.

SIZE	20' FLEX		25' FLEX	
	ORDER #	STOCK #	ORDER #	STOCK #
3"	3DFPRO-20VCK	810002221	3DFPRO-25VCK	810006967
4"	4DFPRO-20VCK	810002222	4DFPRO-25VCK	810002223
5"	--	--	5DFPRO-25VCK	810006969
5 1/2"	55DFPRO-20VCK	810002226	55DFPRO-25VCK	810002227
6"	--	--	6DFPRO-25VCK	810002230
7"	--	--	7DFPRO-25VCK	810006971
8"	--	--	8DFPRO-25VCK	810006973
SIZE	30' FLEX		35' FLEX	
	ORDER #	STOCK #	ORDER #	STOCK #
3"	--	--	3DFPRO-35VCK	810006968
4"	4DFPRO-30VCK	810002224	4DFPRO-35VCK	810002225
5"	--	--	5DFPRO-35VCK	810006970
5 1/2"	55DFPRO-30VCK	810002228	55DFPRO-35VCK	810002229
6"	6DFPRO-30VCK	810002231	6DFPRO-35VCK	810002232
7"	--	--	7DFPRO-35VCK	810006972
8"	--	--	8DFPRO-35VCK	810006974

DuraFlex Pro Ovalized Top Plate/Cap Kit



Kit includes: Welded Top Plate with Clamp, Rain Cap with Clamp, Oval to Round Insert Adapter with Clamp, and DuraFlex Pro length with the first 4 feet ovalized. Flex remains secured to the Storm Collar/Top Plate when removing the cap section for inspections and cleaning.

SIZE	25' FLEX		35' FLEX	
	ORDER #	STOCK #	ORDER #	STOCK #
6"	6DFPRO-25OVALVCK	810002233	6DFPRO-35OVALVCK	810002234

DuraFlex Pro Stainless Steel Length



Custom lengths also available for 3" - 8" diameters. 9"-12" diameters available in custom lengths only (Use Ventinox components). Minimum length of 10' for custom orders. Maximum 200' for 3" - 4" diameters, 125' for 5" diameter, 100' for 5.5" - 6", 50' for 7" - 8", 25' for 10" and 12" diameters. Must be ordered in increments of 10'.

3"-8" diameter flex can be ovalized up to the first 4'. Call Customer Service to add ovalizing to your order and for pricing.

SIZE	15' FLEX		20' FLEX		25' FLEX	
	ORDER #	STOCK #	ORDER #	STOCK #	ORDER #	STOCK #
3"	3DFPRO-15	810002246	3DFPRO-20	810002247	3DFPRO-25	810002248
4"	4DFPRO-15	810002253	4DFPRO-20	810002254	4DFPRO-25	810002255
5"	5DFPRO-15	810002260	5DFPRO-20	810002261	5DFPRO-25	810002262
5 1/2"	55DFPRO-15	810002267	55DFPRO-20	810002268	55DFPRO-25	810002269
6"	6DFPRO-15	810002274	6DFPRO-20	810002275	6DFPRO-25	810002276
7"	7DFPRO-15	810002281	7DFPRO-20	810002282	7DFPRO-25	810002283
8"	8DFPRO-15	810002287	8DFPRO-20	810002288	8DFPRO-25	810002289
SIZE	30' FLEX		35' FLEX		50' FLEX	
	ORDER #	STOCK #	ORDER #	STOCK #	ORDER #	STOCK #
3"	3DFPRO-30	810002249	3DFPRO-35	810002250	3DFPRO-50	810002251
4"	4DFPRO-30	810002256	4DFPRO-35	810002257	4DFPRO-50	810002258
5"	5DFPRO-30	810002263	5DFPRO-35	810002264	5DFPRO-50	810002265
5 1/2"	55DFPRO-30	810002270	55DFPRO-35	810002271	55DFPRO-50	810002272
6"	6DFPRO-30	810002277	6DFPRO-35	810002278	6DFPRO-50	810002279
7"	7DFPRO-30	810002284	7DFPRO-35	810002285	7DFPRO-50	810002286
8"	8DFPRO-30	810002290	8DFPRO-35	810002291	8DFPRO-50	810002292
SIZE	100' FLEX		125' FLEX		200' FLEX	
	ORDER #	STOCK #	ORDER #	STOCK #	ORDER #	STOCK #
3"	--	--	--	--	3DFPRO-200	810002252
4"	--	--	--	--	4DFPRO-200	810002259
5"	--	--	5DFPRO-125	810002266	--	--
5 1/2"	55DFPRO-100	810002273	--	--	--	--
6"	6DFPRO-100	810002280	--	--	--	--

DuraFlex 316 Basic Kit



Kit includes: DuraFlex SS Top Plate, DuraFlex SS Cap, DuraFlex SS Connector, and DuraFlex 316 length. Kit flex lengths available in 15', 20', 25', 30', and 35'.

SIZE	15' FLEX		20' FLEX		25' FLEX	
	ORDER #	STOCK #	ORDER #	STOCK #	ORDER #	STOCK #
3"	3DF316-15K	810002026	3DF316-20K	810002027	3DF316-25K	810002028
4"	4DF316-15K	810002031	4DF316-20K	810002032	4DF316-25K	810002033
5"	5DF316-15K	810002036	5DF316-20K	810002037	5DF316-25K	810002038
5 1/2"	55DF316-15K	810002041	55DF316-20K	810002042	55DF316-25K	810002043
6"	6DF316-15K	810002046	6DF316-20K	810002047	6DF316-25K	810002048
7"	7DF316-15K	810002051	7DF316-20K	810002052	7DF316-25K	810002053
8"	8DF316-15K	810002056	8DF316-20K	810002057	8DF316-25K	810002058
SIZE	30' FLEX		35' FLEX			
	ORDER #	STOCK #	ORDER #	STOCK #		
3"	3DF316-30K	810002029	3DF316-35K	810002030		
4"	4DF316-30K	810002034	4DF316-35K	810002035		
5"	5DF316-30K	810002039	5DF316-35K	810002040		
5 1/2"	55DF316-30K	810002044	55DF316-35K	810002045		
6"	6DF316-30K	810002049	6DF316-35K	810002050		
7"	7DF316-30K	810002054	7DF316-35K	810002055		
8"	8DF316-30K	810002059	8DF316-35K	810002060		

DuraFlex 316 Tee Kit



Kit includes: DuraFlex SS Top Plate, DuraFlex SS Cap, DuraFlex SS Tee with Cap, and DuraFlex 316 length. Kit flex lengths available in 15', 20', 25', 30', and 35'.

SIZE	15' FLEX		20' FLEX		25' FLEX	
	ORDER #	STOCK #	ORDER #	STOCK #	ORDER #	STOCK #
3"	3DF316-15KT	810002061	3DF316-20KT	810002062	3DF316-25KT	810002063
4"	4DF316-15KT	810002066	4DF316-20KT	810002067	4DF316-25KT	810002068
5"	5DF316-15KT	810002071	5DF316-20KT	810002072	5DF316-25KT	810002073
5 1/2"	55DF316-15KT	810002076	55DF316-20KT	810002077	55DF316-25KT	810002078
6"	6DF316-15KT	810002081	6DF316-20KT	810002082	6DF316-25KT	810002083
7"	7DF316-15KT	810002086	7DF316-20KT	810002087	7DF316-25KT	810002088
8"	8DF316-15KT	810002091	8DF316-20KT	810002092	8DF316-25KT	810002093
SIZE	30' FLEX		35' FLEX			
	ORDER #	STOCK #	ORDER #	STOCK #		
3"	3DF316-30KT	810002064	3DF316-35KT	810002065		
4"	4DF316-30KT	810002069	4DF316-35KT	810002070		
5"	5DF316-30KT	810002074	5DF316-35KT	810002075		
5 1/2"	55DF316-30KT	810002079	55DF316-35KT	810002080		
6"	6DF316-30KT	810002084	6DF316-35KT	810002085		
7"	7DF316-30KT	810002089	7DF316-35KT	810002090		
8"	8DF316-30KT	810002094	8DF316-35KT	810002095		

DuraFlex 316 Top Plate/Cap Kit



Kit includes: Top Plate with welded Storm Collar, and Cap, plus DuraFlex SS Connector, and DuraFlex 316 length. Flex remains secured to the Storm Collar/Top Plate when removing the cap section for inspections and cleaning.

SIZE	25' FLEX		35' FLEX	
	ORDER #	STOCK #	ORDER #	STOCK #
4"	4DF316-25VCK	810002096	4DF316-35VCK	810002097
5 1/2"	55DF316-25VCK	810002098	55DF316-35VCK	810002099
6"	6DF316-25VCK	810002100	6DF316-35VCK	810002101

DuraFlex 316 Stainless Steel Length



Use with wood-pellet, non-condensing gas, wood-burning, and oil appliances. Custom lengths available for 3"-8" diameters. Minimum length of 10' for custom orders. Maximum 100' for 3" - 8". Must be ordered in increments of 10'.

3"-8" diameter flex can be ovalized up to the first 4'. Call Customer Service to add ovalizing to your order and for pricing.

SIZE	15' FLEX		20' FLEX		25' FLEX	
	ORDER #	STOCK #	ORDER #	STOCK #	ORDER #	STOCK #
3"	3DF316-15	810002109	3DF316-20	810002110	3DF316-25	810002111
4"	4DF316-15	810002115	4DF316-20	810002116	4DF316-25	810002117
5"	5DF316-15	810002121	5DF316-20	810002122	5DF316-25	810002123
5 1/2"	55DF316-15	810002127	55DF316-20	810002128	55DF316-25	810002129
6"	6DF316-15	810002133	6DF316-20	810002134	6DF316-25	810002135
7"	7DF316-15	810002139	7DF316-20	810002140	7DF316-25	810002141
8"	8DF316-15	810002145	8DF316-20	810002146	8DF316-25	810002147
SIZE	30' FLEX		35' FLEX		50' FLEX	
	ORDER #	STOCK #	ORDER #	STOCK #	ORDER #	STOCK #
3"	3DF316-30	810002112	3DF316-35	810002113	--	--
4"	4DF316-30	810002118	4DF316-35	810002119	--	--
5"	5DF316-30	810002124	5DF316-35	810002125	--	--
5 1/2"	55DF316-30	810002130	55DF316-35	810002131	--	--
6"	6DF316-30	810002136	6DF316-35	810002137	--	--
7"	7DF316-30	810002142	7DF316-35	810002143	7DF316-50	810002144
8"	8DF316-30	810002148	8DF316-35	810002149	8DF316-50	810002150
SIZE	100' FLEX					
	ORDER #	STOCK #				
3"	3DF316-100	810002114				
4"	4DF316-100	810002120				
5"	5DF316-100	810002126				
5 1/2"	55DF316-100	810002132				
6"	6DF316-100	810002138				

DuraFlex 304 Basic Kit



Kit includes: DuraFlex SS Top Plate, DuraFlex SS Cap, DuraFlex SS Connector, and DuraFlex 304 length. Kit flex lengths available in 15', 20', 25', 30', and 35'.

SIZE	15' FLEX		20' FLEX		25' FLEX	
	ORDER #	STOCK #	ORDER #	STOCK #	ORDER #	STOCK #
3"	3DF304-15K	810001907	3DF304-20K	810001908	3DF304-25K	810001909
4"	4DF304-15K	810001912	4DF304-20K	810001913	4DF304-25K	810001914
5"	5DF304-15K	810001917	5DF304-20K	810001918	5DF304-25K	810001919
5 1/2"	55DF304-15K	810001922	55DF304-20K	810001923	55DF304-25K	810001924
6"	6DF304-15K	810001927	6DF304-20K	810001928	6DF304-25K	810001929
7"	7DF304-15K	810001932	7DF304-20K	810001933	7DF304-25K	810001934
8"	8DF304-15K	810001937	8DF304-20K	810001938	8DF304-25K	810001939
SIZE	30' FLEX		35' FLEX			
	ORDER #	STOCK #	ORDER #	STOCK #		
3"	3DF304-30K	810001910	3DF304-35K	810001911		
4"	4DF304-30K	810001915	4DF304-35K	810001916		
5"	5DF304-30K	810001920	5DF304-35K	810001921		
5 1/2"	55DF304-30K	810001925	55DF304-35K	810001926		
6"	6DF304-30K	810001930	6DF304-35K	810001931		
7"	7DF304-30K	810001935	7DF304-35K	810001936		
8"	8DF304-30K	810001940	8DF304-35K	810001941		

DuraFlex 304 Tee Kit



Kit includes: DuraFlex SS Top Plate, DuraFlex SS Cap, DuraFlex SS Tee with Cap, and DuraFlex 304 length. Kit flex lengths available in 15', 20', 25', 30', and 35'.

SIZE	15' FLEX		20' FLEX		25' FLEX	
	ORDER #	STOCK #	ORDER #	STOCK #	ORDER #	STOCK #
3"	3DF304-15KT	810001942	3DF304-20KT	810001943	3DF304-25KT	810001944
4"	4DF304-15KT	810001947	4DF304-20KT	810001948	4DF304-25KT	810001949
5"	5DF304-15KT	810001952	5DF304-20KT	810001953	5DF304-25KT	810001954
5 1/2"	55DF304-15KT	810001957	55DF304-20KT	810001958	55DF304-25KT	810001959
6"	6DF304-15KT	810001962	6DF304-20KT	810001963	6DF304-25KT	810001964
7"	7DF304-15KT	810001967	7DF304-20KT	810001968	7DF304-25KT	810001969
8"	8DF304-15KT	810001972	8DF304-20KT	810001973	8DF304-25KT	810001974
SIZE	30' FLEX		35' FLEX			
	ORDER #	STOCK #	ORDER #	STOCK #		
3"	3DF304-30KT	810001945	3DF304-35KT	810001946		
4"	4DF304-30KT	810001950	4DF304-35KT	810001951		
5"	5DF304-30KT	810001955	5DF304-35KT	810001956		
5 1/2"	55DF304-30KT	810001960	55DF304-35KT	810001961		
6"	6DF304-30KT	810001965	6DF304-35KT	810001966		
7"	7DF304-30KT	810001970	7DF304-35KT	810001971		
8"	8DF304-30KT	810001975	8DF304-35KT	810001976		

DuraFlex 304 Stainless Steel Length



Use with wood-pellet, non-condensing gas, wood-burning, and oil appliances. Custom lengths available for 3"-8" diameters. Minimum length of 10' for custom orders. Maximum 100' for 3" - 8". Must be ordered in increments of 10'.

3"-8" diameter flex can be ovalized up to the first 4'. Call Customer Service to add ovalizing to your order and for pricing.

SIZE	15' FLEX		20' FLEX		25' FLEX	
	ORDER #	STOCK #	ORDER #	STOCK #	ORDER #	STOCK #
3"	3DF304-15	810001984	3DF304-20	810001985	3DF304-25	810001986
4"	4DF304-15	810001990	4DF304-20	810001991	4DF304-25	810001992
5"	5DF304-15	810001996	5DF304-20	810001997	5DF304-25	810001998
5 1/2"	55DF304-15	810002002	55DF304-20	810002003	55DF304-25	810002004
6"	6DF304-15	810002008	6DF304-20	810002009	6DF304-25	810002010
7"	7DF304-15	810002014	7DF304-20	810002015	7DF304-25	810002016
8"	8DF304-15	810002020	8DF304-20	810002021	8DF304-25	810002022
SIZE	30' FLEX		35' FLEX		50' FLEX	
	ORDER #	STOCK #	ORDER #	STOCK #	ORDER #	STOCK #
3"	3DF304-30	810001987	3DF304-35	810001988	--	--
4"	4DF304-30	810001993	4DF304-35	810001994	--	--
5"	5DF304-30	810001999	5DF304-35	810002000	--	--
5 1/2"	55DF304-30	810002005	55DF304-35	810002006	--	--
6"	6DF304-30	810002011	6DF304-35	810002012	--	--
7"	7DF304-30	810002017	7DF304-35	810002018	7DF304-50	810002019
8"	8DF304-30	810002023	8DF304-35	810002024	8DF304-50	810002025
SIZE	100' FLEX					
	ORDER #	STOCK #				
3"	3DF304-100	810001989				
4"	4DF304-100	810001995				
5"	5DF304-100	810002001				
5 1/2"	55DF304-100	810002007				
6"	6DF304-100	810002013				

Custom Flex & Custom Flex Kits

Custom Kits are part of the program. Combine the DuraFlex length of your choice with any of our DuraFlex accessories to create your own custom kit. Customize your flex length by ovalizing the first 4'.

Custom Flex Length Minimum order of 10 feet. 'XX' in stock number indicates feet.

Flex		3"	4"	5"	5 1/2"	6"	7"	8"	10"	12"
DuraFlex SW	ORDER #	3DFSW-XX	4DFSW-XX	5DFSW-XX	55DFSW-XX	6DFSW-XX	7DFSW-XX	8DFSW-XX	10DFSW-XX	12DFSW-XX
	STOCK #	810005857	810005969	---	810006039	810006167	810006657	---	---	810005041
DuraFlex Pro	ORDER #	3DFPRO-XX	4DFPRO-XX	5DFPRO-XX	55DFPRO-XX	6DFPRO-XX	7DFPRO-XX	8DFPRO-XX	10DFPRO-XX	12DFPRO-XX
	STOCK #	810002235	810002236	810002237	810002238	810002239	810002240	810002241	810004941	810007047
DuraFlex 316	ORDER #	3DF316-XX	4DF316-XX	5DF316-XX	55DF316-XX	6DF316-XX	7DF316-XX	8DF316-XX	---	---
	STOCK #	80005853	810005961	810006059	---	810006157	---	---	---	---
DuraFlex 304	ORDER #	3DF304-XX	4DF304-XX	5DF304-XX	55DF304-XX	6DF304-XX	7DF304-XX	8DF304-XX	---	---
	STOCK #	---	810005959	810006057	810006035	810006154	---	810006683	---	---

Custom Ovalization of Flex

3"-8" diameter flex can be ovalized up to the first 4'. Call Customer Service to add ovalizing to your order and for pricing.

Custom Flex Accessories for your Kit

Accessories	3"	4"	5"	5 1/2"	6"	7"	8"
	ORDER #	ORDER #	ORDER #	ORDER #	ORDER #	ORDER #	ORDER #
Vertical Cap	3DFS-VC	4DFS-VC	5DFS-VC	55DFS-VC	6DFS-VC	7DFS-VC	8DFS-VC
Top Plate	3DFS-TP	4DFS-TP	5DFS-TP	55DFS-TP	6DFS-TP	7DFS-TP	8DFS-TP
Pre-Formed Top Plate 13"x13"	--	--	5DFS-TPA	55DFS-TPA	6DFS-TPA	--	--
Pre-Formed Top Plate 9"x13"	--	--	5DFS-TPB	55DFS-TPB	6DFS-TPB	--	--
Vertical Cap Kit	3DFS-VCK	4DFS-VCK	5DFS-VCK	55DFS-VCK	6DFS-VCK	7DFS-VCK	8DFS-VCK
Tee	3DFS-T	4DFS-T	5DFS-T	55DFS-T	6DFS-T	7DFS-T	8DFS-T
Connector	3DFS-FC	4DFS-FC	5DFS-FC	55DFS-FC	6DFS-FC	7DFS-FC	8DFS-FC
Reducer	--	--	--	--	6DFS-X55	--	--
Spacer	--	--	5DFS-S	--	6DFS-S	7DFS-S	8DFS-S
Mortar Sleeve	3DFS-MS	4DFS-MS	5DFS-MS	55DFS-MS	6DFS-MS	7DFS-MS	8DFS-MS
Flex Puller	3DFS-FP	4DFS-FP	5DFS-FP	55DFS-FP	6DFS-FP	7DFS-FP	8DFS-FP
Spark Arrestor	DFS-SA	DFS-SA	DFS-SA	DFS-SA	DFS-SA	DFS-SA	DFS-SA

Choose exactly the length of flex you need from 4 different choices...

Need smooth wall? An ultra flexible liner or maybe 304? No need to trouble yourself with cutting the length out in the field....we trim it exactly as you need it.

Ovalize the first 4 feet of the liner you purchase.

If you need the liner ovalized, be sure to let Customer Service know and the first 4' of the length will be ovalized.

Add exactly the parts you need in your kit.

Need a connector with a tee or cap? Customize your kit to get just what you need.



New... Pre-formed Top Plate

Seals the top of a masonry chimney and supports the flex. Not for use with Ventinox flex. Square and rectangle shapes in stainless steel.



New Component... Vertical Cap Kit

Top Plate with welded Storm Collar, and cap. Flex remains secured to the Storm Collar/Top Plate when removing the cap section for inspections and cleaning.

DuraFlex Insert Adapter

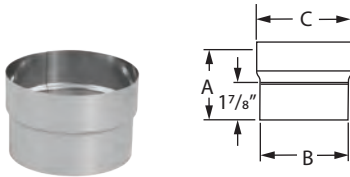
***updated photo**



Use to connect the flex to an insert that has a flat surfaced outlet.

SIZE	ORDER #	STOCK #
3"	3DFS-ADC	810008046
4"	4DFS-ADC	810008047
5"	5DFS-ADC	810008048
5 1/2"	55DFS-ADC	810008049
6"	6DFS-ADC	810008050
7"	7DFS-ADC	810008051
8"	8DFS-ADC	810008052

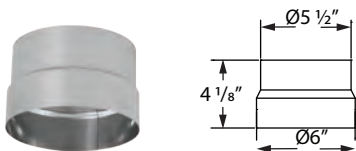
DuraFlex SS Connector



Use to connect DuraFlex SS length to an appliance, rigid length, or flex length. Drip-free connection.

SIZE	ORDER #	STOCK #	A	B	C
3"	3DFS-FC	810002424	4 1/8"	3"	3 1/2"
4"	4DFS-FC	810002432	4 1/8"	4"	4 1/2"
5"	5DFS-FC	810002441	4 1/8"	5"	5 1/2"
5 1/2"	55DFS-FC	810002451	4 1/8"	6"	5 1/2"
6"	6DFS-FC	810002460	4 1/8"	6 1/2"	6"
7"	7DFS-FC	810002469	4 1/8"	7"	7 1/2"
8"	8DFS-FC	810002477	4 1/8"	8"	8 1/2"

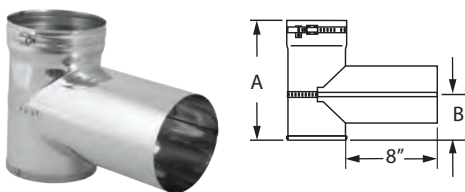
DuraFlex SS Reducer



Use to connect 5 1/2" DuraFlex SS length to a 6" appliance. Check with the appliance manufacturer before reducing the vent size. May also be used to connect to stovepipe on a through masonry wall installations.

SIZE	ORDER #	STOCK #
5 1/2"	6DFS-X55	810002465

DuraFlex SS Tee w/ Cap



Use to attach to DuraFlex SS length with a fast connect band. Removable branch connects tee body with an internal fast connect band. 5 1/2" Tee has a 6" branch.

SIZE	ORDER #	STOCK #	A	B
3"	3DFS-T	810002423	8 1/2"	3 1/4"
4"	4DFS-T	810002431	9 1/2"	4 1/4"
5"	5DFS-T	810002440	9 1/2"	4 1/4"
5 1/2"	55DFS-T	810002450	10 1/2"	4 3/8"
6"	6DFS-T	810002459	10 1/2"	4 3/8"
7"	7DFS-T	810002468	11 1/2"	4 1/2"
8"	8DFS-T	810002476	13"	5 3/4"

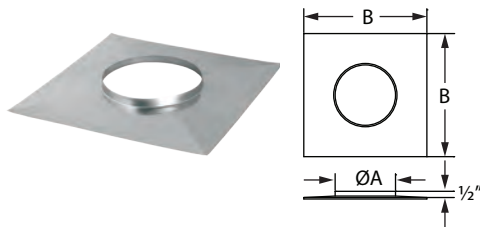
Spacer



Use to maintain a 1" clearance with flex sections of DuraLiner and DuraFlex SS.

SIZE	ORDER #	STOCK #
5"	5DFS-S	810002442
6"	6DFS-S	810002461
7"	7DFS-S	810002470
8"	8DFS-S	810002478


DuraFlex SS Top Plate



Use to seal top of masonry chimney and support the flex.

SIZE	ORDER #	STOCK #	A	B
3"	3DFS-TP	810002422	3 3/8"	16"
4"	4DFS-TP	810002430	4 3/8"	16"
5"	5DFS-TP	810002437	5 3/8"	16"
5 1/2"	55DFS-TP	810002447	6 3/8"	16"
6"	6DFS-TP	810002456	6 3/8"	16"
7"	7DFS-TP	810002467	7 3/8"	16"
8"	8DFS-TP	810002475	8 3/8"	16"

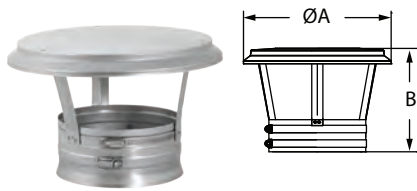
DuraFlex SS Pre-Formed Top Plate



Use to seal top of masonry chimney and support the flex.

SIZE	ORDER #	STOCK #	A	B	C
5"	5DFS-TPA	810002438	5 3/8"	13"	13"
5"	5DFS-TPB	810002439	5 3/8"	9"	13"
5 1/2"	55DFS-TPA	810002448	6"	13"	13"
5 1/2"	55DFS-TPB	810002449	6"	9"	13"
6"	6DFS-TPA	810002457	6 3/8"	13"	13"
6"	6DFS-TPB	810002458	6 3/8"	9"	13"


DuraFlex SS Cap



Use to terminate a relining system at the top of the masonry chimney. Supports flex with a fast connect band. Optional Spark Arrestor available.

SIZE	ORDER #	STOCK #	A	B
3"	3DFS-VC	810002421	8"	5"
4"	4DFS-VC	810002429	8"	5"
5"	5DFS-VC	810002436	11"	6"
5 1/2"	55DFS-VC	810002446	--	--
6"	6DFS-VC	810002455	11"	6"
7"	7DFS-VC	810002466	15"	6"
8"	8DFS-VC	810002474	15"	6"

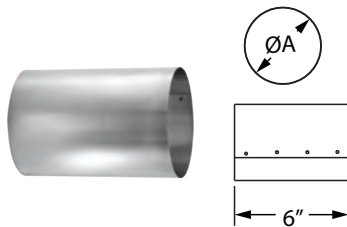
Spark Arrestor



Use on inside of cap. Optional Spark Arrestor may be required. For 3"-8" diameters. Trim length to fit specific size.

SIZE	ORDER #	STOCK #
3"-8"	DFS-SA	810002428

DuraFlex Mortar Sleeve



Use to protect DuraFlex when passing length through a masonry wall.

SIZE	ORDER #	STOCK #	A
3"	3DFS-MS	810002425	4"
4"	4DFS-MS	810002433	5"
5"	5DFS-MS	810002443	6"
5 1/2"	55DFS-MS	810002452	6 1/2"
6"	6DFS-MS	810002462	7"
7"	7DFS-MS	810002471	8"
8"	8DFS-MS	810002479	9"

DuraFlex Flex Puller



Use with a rope to guide DuraFlex lengths down masonry chimney.

SIZE	ORDER #	STOCK #
3"	3DFS-FP	810002426
4"	4DFS-FP	810002434
5"	5DFS-FP	810002444
5 1/2"	55DFS-FP	810002453
6"	6DFS-FP	810002463
7"	7DFS-FP	810002472
8"	8DFS-FP	810002480

Insulation

TherMix



Use to fill space between a liner and inside masonry chimney. Ready-mix formula cures into lightweight. Semi hard mass that insulates the liner and dissipates the intense heat created in a chimney fire.

*Use Table 1 to estimate the number of TherMix bags or boxes needed to do the job.

- Find the flue opening that comes closest to the one being lined, the left hand column.
- Find the size of the liner to be installed across the top line.
- Where the values intersect, read the cubic foot volume of TherMix per foot of chimney height.
- Multiply this volume by the height (in feet) of the chimney.
- Divide the cubic feet calculated in the previous step by 3.25. This answer will determine the number of bags/boxes of TherMix needed.

SIZE	ORDER #	STOCK #
BAG	RNS-TMG	810001820
BOX	RNS-TMX	810001821

Example:

A 28' chimney with a flue opening of 8.5" x 8.5" is to be lined with a 6" liner. As shown in Table 1, .30ft³ of TherMix is needed per foot of chimney height. Multiply .30 by 28 (the height of the chimney), to get 8.4ft³. Now divide 8.4 by 3.25 (the approximate volume yield per bag of TherMix), to obtain 2.6 bags/boxes of TherMix to complete the installation.

*Masonry chimneys are not uniform structures. Have extra bags/boxes available in case you need them. If there is an installation not covered by table 1, refer to the formula below:

$$\text{Packages of TherMix} = \frac{(W \times D \times H) - (CS \times H)}{1728 \text{ cu. in.}} \div 3.25$$

W = Width of flue opening (in inches)

D = Depth of flue opening (in inches)

H = Height of flue (in inches)

CS = Cross Section areas of chimney liner (table 2)

Flue Opening	Diameter of Liner					
	5"	6"	7"	8"	10"	12"
7.5" x 7.5"	.25	.20	--	--	--	--
7.5" x 11.5"	.46	.40	(Ovalized) .38	(Ovalized) .32	--	--
8.5" x 8.5"	.36	.30	.23	--	--	--
8.5" x 11.5"	.54	.48	.41	(Ovalized) .36	(Ovalized) .33	--
9.5" x 9.5"	.49	.43	.36	.27	--	--
11.5" x 11.5"	.78	.72	.65	.60	.37	--
11.5" x 16.5"	1.18	1.12	1.05	.96	.77	--
12.5" x 12.5"	.95	.88	.82	.73	.53	--
14.5" x 14.5"	1.30	1.26	1.20	1.10	.92	.65
14.5" x 18.5"	1.70	1.66	1.60	1.50	1.30	1.04

Liner Size	CS Area	Oval Liner Size	Oval Dimensions	CS Area
Round 5"	19.62in ²			
Round 6"	28.46in ²	Oval 6"	(4.2" x 7.2")	24.60in ²
Round 7"	38.46in ²	Oval 7"	(4.2" x 9.1")	32.20in ²
Round 8"	50.25in ²	Oval 8"	(4.2" x 10.3")	37.20in ²
Round 9"	62.50in ²			
Round 10"	78.50in ²	Oval 10"	(4.2" x 13.3")	49.50in ²
Round 12"	113.22in ²			

ProFoil



Use as insulator for stainless steel liners in masonry chimneys. UL Listed insulation. Size is based on vent diameter.

Required to insulate stainless steel liner to meet UL 1777 when proper clearances to chimney and framing are not available. 1" clearance from SS liner to interior wall of the masonry chimney and 1" clearance from the masonry to the house framing are required in order to meet UL 1777. If you do not have either of these clearances then a ½" wrap is required. If these two clearances are available then no insulation is needed. AluFoil Tape and ProMesh required.

SIZE	FITS Ø	THICKNESS	ORDER #	STOCK #
22"x25'	5"-6"	½"	56RNS-PFB22X25	810001822
24"x25'	7"	½"	7RNS-PFB24X25	810001823
29"x25'	8"	½"	8RNS-PFB29X25	810001824
48"x25'	9"-12"	½"	912RNS-PFB48X25	810001825
DOUBLE WRAPPING ¼" PROFOIL				
ProFoil Size	Single Wrap Liner Size	Double Wrap Liner Size		
22"x 25"	3"-6"	3"-5"		
24"x 25"	7"	6"		
29"x 25"	8"	7"-8"		
48"x 25"	9"-12"	9"-12"		

AluFoil Tape



Use to seal seams of ProFoil insulation. 2 mil aluminum foil tape has strength and adhesion.

SIZE	ORDER #	STOCK #
3" x 150'	RNS-ALF	810002486

ProMesh



Use to protect the ProFoil during installation. 304 stainless steel mesh slides over insulated liner. Shrinks to fit liner when pulled length-wise.

SIZE	ORDER #	STOCK #	LENGTH
SM - for Ø3"-Ø 6"	RNS-PM1	810012553	25'
LG - for Ø7"-Ø9"	RNS-PM2	810012554	25'
XLG - for Ø10"-Ø12"	RNS-PM3	810012555	25'

What makes us different from the rest?

DuraFlex: A range of flexible stainless steel relining to make the right decision for the right situation.



100%
manufactured
in the USA

Four DuraFlex liners and a complete selection of universal components.

Limited Lifetime Warranty

Ovalize first 4' of flex length

Offers both strength and flexibility facilitating problem free installations

Create your own personalized, custom kit to fit your installation requirements

DuraFlex Feature	Benefit	DuraFlex Feature	Benefit	DuraFlex Feature	Benefit
Flexible installation	DuraVent offers the installer a range of products to make the right decision for the right situation offering four different DuraFlex liners and a complete selection of universal components.	Alternative lining materials to clay tiles	DuraVent liners are tested and listed as alternative lining materials to standard clay tiles and can be installed into existing clay tiles or clay tiles may be removed and replaced with a DuraVent liner.	Built-in draw band	DuraVent caps and tees are manufactured with built-in draw bands, eliminating the need for pre-drilling liners or using pop rivets.
Custom lengths and kits	All DuraFlex is available for orders requiring custom lengths eliminating the need to cut lengths in the field.	Smooth wall option	The smooth inner wall provides for no output reduction allowing for full appliance efficiency and does not include ridges that restrict flue gas flow and collects deposits. Lack of ridges facilitates cleaning and maintenance.	Self-straightening liner	DuraFlex Pro is extremely flexible that self straightens when taken out of the box. There is no need to wrestle with the liner to get it straightened out. Little to no machine oil residue left on liner.
Custom kits	Combine any DuraFlex liner and length with any DuraFlex accessories to create your own personalized, custom kit to fit your installation requirements.	Combination of strength and flexibility	DuraFlex Pro offers both strength and flexibility, featuring 20% more stainless steel per foot compared to other liners on the market. Its extreme flexibility facilitates problem free installations where multiple offsets are needed.	Limited Lifetime Warranty	The best Warranty in the industry. 15 years 100%, 15 years and up 50%. Gives the installer and home owner the greatest peace of mind in a quality installation.
Oval Options	Ovalize first 4' of flex length.			Made in USA	100% manufactured in US
UL1777 and ULC S635 listed	DuraLiner meets all the thermal, mechanical and material requirement of the UL1777 and ULC S635 (MH14420) standards.				

CVS[®]

**Venting System for Category II, III,
and IV gas appliances.
Listed to UL-1738 and ULC S636.**

**PelletVent venting system. Listed to UL 641,
ULC S609, and ULC/ORD 441.**

**Unitized venting system for DirectVent gas
or propane stoves and fireplaces.**



Specifications

Applications

Concentric Venting System (CVS)
(direct vent or two-pipe system) for use with condensing natural gas or propane Categories II, III and IV appliances or Canada's Type BH Gas Vent Systems, (having a maximum rated operating temperature of 500°F).

For use with Stoves and inserts of Type L gas, pellet, oil, corn and biofuel (Rated to a continuous use flue temperature up to 570°F).

CVS can be used on a wide range of appliances, including: gas boilers, warm air furnaces, water heaters, unit heaters, tankless water heaters, pellet stoves, direct vent gas or propane stoves, heaters, and fireplaces.

Materials and Construction

Unitized concentric construction.
Inner: Laser-welded super-ferritic stainless steel .012"

Outer: Laser-welded, paintable, galvalume .018"

Silicone O-ring seals on inner liner and outer wall. Precision twist-lock connection on outer wall.

Cleanances

CVS is listed to 0" clearance as a doublewall vent system for Category II, III, and IV appliances, for flue temperature of up to 400°F for horizontal enclosures, and up to 480°F for vertical enclosures.

CVS must maintain 1" clearance to combustibles when used with pellet fuel.

When CVS is used as a concentric/direct vent system on gas, the clearance to combustibles are specified by the appliance manufacturer.

Listings

Listed to UL 1738 (DGSH.MH25700) and ULC S636 (DGSH7.MH25700). Pressure rated to 10" W.C.

Listed to UL 641 (DFTX.MH8381), ULC S609 (DFTX7.MH8381), and ULC/ORD 441 (DFVAC.MH21150).

Listings continued...

Listed in combination with gas appliances, has been tested and listed as a decorative gas appliance system or as a direct vent heater system. Check with your appliance manufacture for approval.

Diameter

3" inner and 5" outer.

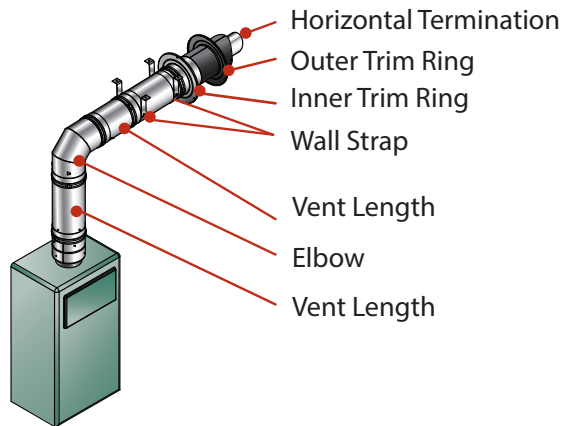
CVS Concentric Venting System

An economical venting solution for condensing and non-condensing appliances, the Concentric Venting System (CVS) features a UL1738 approved super-ferritic stainless steel inner wall. The proprietary twist-lock connection eliminates use of clamps or mechanical fasteners and saves installation time. Only one penetration is needed through the roof or the wall for both exhaust and combustion air. Multiple pipe lengths and telescoping pipes eliminate field cutting of pipe. CVS is the only concentric vent system to incorporate o-rings on the inner wall and outer casing to prevent exhaust or combustion air leakage.

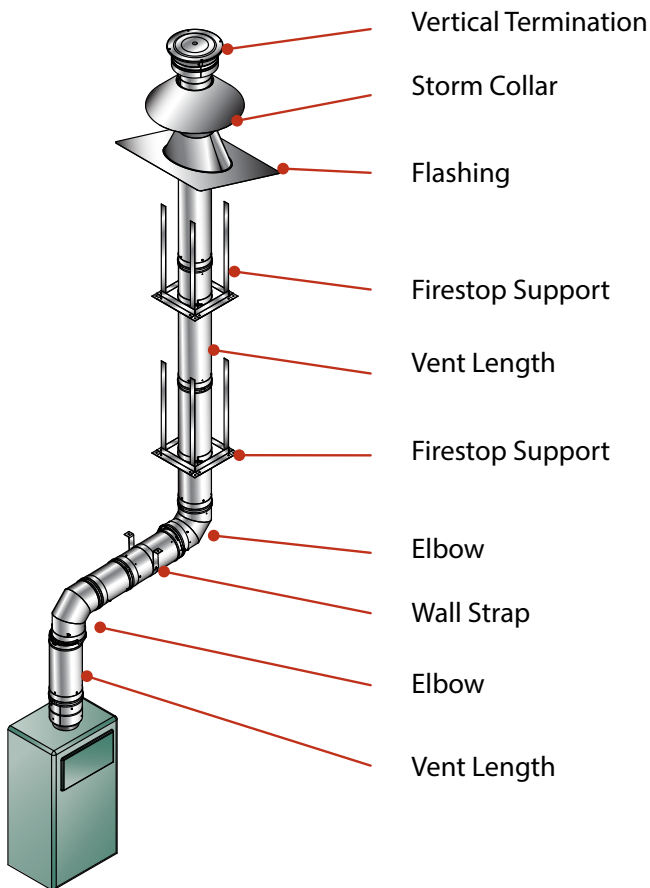
The built-in condensate management system prevents standing condensation. The Concentric Venting System is a fully sealed, gas tight system to deliver superior performance with the heating unit.



Typical Installations



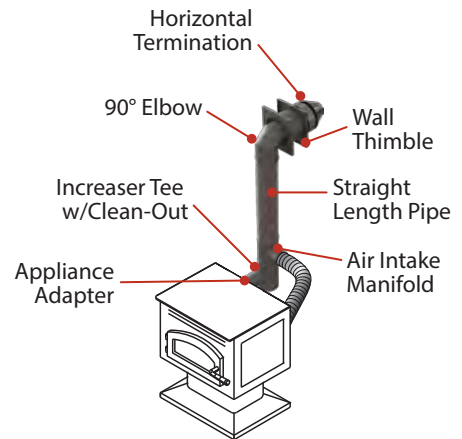
Horizontal Gas Installation



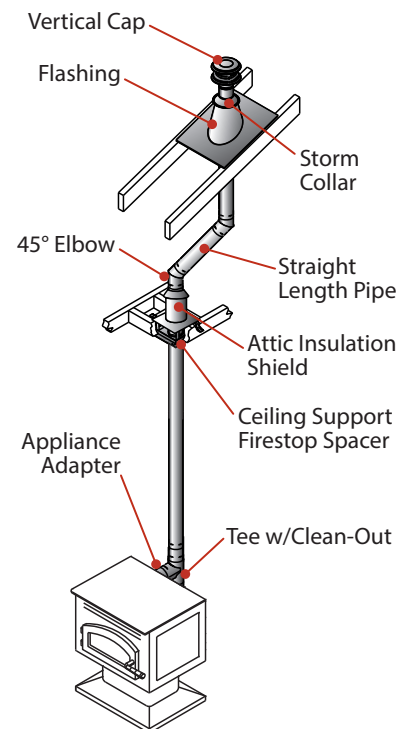
Vertical Gas Installation

Advantages of Concentric

A concentric (or direct-vent, or two-pipe) system maintains indoor air quality by reducing drafts with one penetration, and allows for better humidity level control inside a dwelling. Concentric venting brings to the heating appliance outdoor air as combustion air through an air-tight, sealed system that is safe.



Horizontal Pellet Installation



Vertical Pellet Installation

Concentric Vent System


Vent Length



Features fully unitized, twist-lock construction in 3" diameters. It can be used in both vertical and horizontal installations. Stainless steel welded seam inner wall, combined with a galvalume welded seam outer wall. Inner and outer are sealed with O-Ring gaskets. Galvalume or painted black outer finish. To calculate installed length, subtract 1 1/2" from each length of pipe.

SIZE	ORDER #	STOCK #	A
3" x 5"	35CVS-06	810009344	6"
3" BLACK	35CVS-06B	810013254	6"
3" x 5"	35CVS-12	810005795	12"
3" BLACK	35CVS-12B	810013255	12"
3" x 5"	35CVS-24	810005796	24"
3" BLACK	35CVS-24B	810013256	24"
3" x 5"	35CVS-36	810005797	36"
3" BLACK	35CVS-36B	810013257	36"

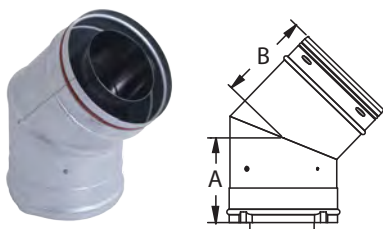
Telescoping Adjustable Length



Use to add length to straight lengths of CVS pipe. Amount of adjustable length listed in chart. Requires at least 1/2" overlap for a secure connection.

SIZE	ORDER #	STOCK #	A
3" x 5"	35CVS-12TA	810009642	9" - 12"
3" x 5"	35CVS-18TA	810009464	12" - 18"
3" BLACK	35CVS-18TAB	810013258	12" - 18"


45° Elbow



Offsets obstructions as needed. Allows for better condensate management and less back pressure. Sloped at 44° to direct condensate back to the appliance.

SIZE	ORDER #	STOCK #	A	B
3" x 5"	35CVS-E45	810009346	4"	4 1/4"
3" BLACK	35CVS-E45B	810013259	4"	4 1/4"

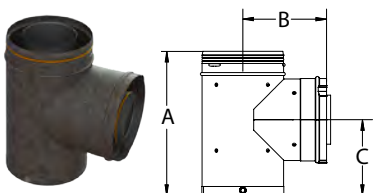
90° Elbow



Use to go from horizontal to vertical runs or vertical to horizontal runs. Use to turn vent 90°. Sloped at 88° to direct condensate back to the appliance.

SIZE	ORDER #	STOCK #	A	B
3" x 5"	35CVS-E90	810009464	5 3/4"	5 1/2"
3" BLACK	35CVS-E90B	810013258	5 3/4"	5 1/2"

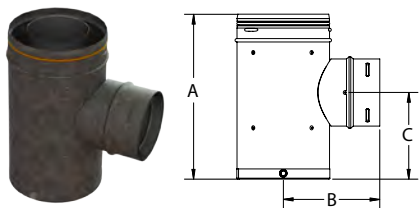
Tee w/ Cleanout



Use for a 90° offset. Tee has a 3x5 CVS connection for the branch. Includes removable clean out. Additional pipe cannot be used below the Tee Body.

SIZE	ORDER #	STOCK #	A	B	C
3" x 5"	35CVS-T	810012811	9"	5 1/4"	4 5/8"
3" BLACK	35CVS-TB	810012812	9"	5 1/4"	4 5/8"

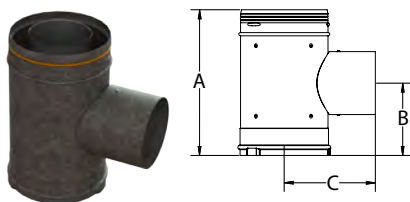
Increaser Tee w/ Cleanout



Use for a 90° offset. Tee has a 3" Pellet connection for the branch, which increases to 3x5 at the Tee Body. Includes removable clean out. Additional pipe cannot be used below the Tee Body. Use to transition between PelletVent Pro venting and CVS.

SIZE	ORDER #	STOCK #	A	B	C
3" x 5"	35CVS-T3	810012708	9"	5 1/4"	4 5/8"
3" BLACK	35CVS-T3B	810012709	9"	5 1/4"	4 5/8"

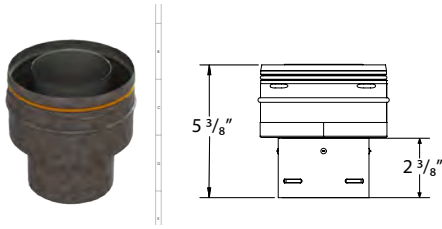
Air Intake Manifold



A direct vent Air Manifold allows outside fresh air for combustion to be brought to the stove. 3" aluminum flex is attached to the manifold and connected to the stove intake.

SIZE	ORDER #	STOCK #	A	B	C
3" x 5"	35CVS-TI	810012809	8 1/2"	5 1/4"	4 1/4"
3" BLACK	35CVS-TIB	810012810	8 1/2"	5 1/4"	4 1/4"

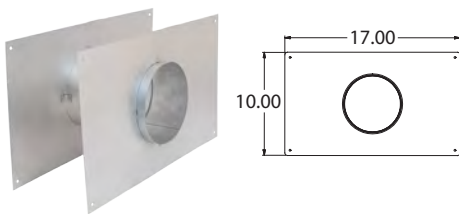
Pellet Adapter



Use to transition between PelletVent Pro venting and CVS.

SIZE	ORDER #	STOCK #
3" x 5"	35CVS-X3PVP	810012807
3" BLACK	35CVS-X3PVPB	810012808

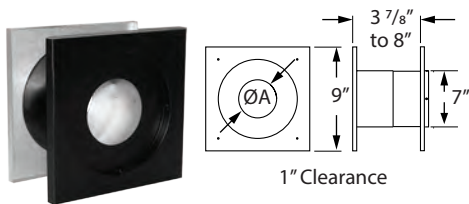
Wall Thimble (New Construction)



Use for through-the-wall installations. Fits between standard wall studs. Can only be used in a Gas Application.

SIZE	ORDER #	STOCK #
3" x 5"	35CVS-WT	810009468


Wall Thimble



Use for through-the-wall installations. Fits between standard wall studs. Comes with an insulation ring to reduce air infiltration where the pipe slips through the thimble.

SIZE	ORDER #	STOCK #	A
3" x 5"	35CVS-WTP	810012921	5 3/8"


Interior Trim Plate



Conceals gap between pipe and wall cut out on the interior of a building. Bend tabs to secure. Neoprene ring reduces air infiltration where pipe slips through. Can only be used in a Gas Application.

SIZE	ORDER #	STOCK #
3" x 5"	35CVS-TRI	810005801

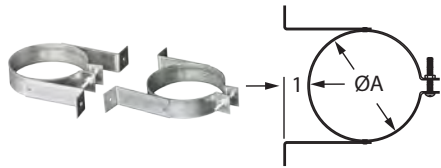
Exterior Trim Plate



Conceals gap between pipe and wall cut out on the exterior of a building. Secures to wall. Can only be used in a Gas Application.

SIZE	ORDER #	STOCK #
3" x 5"	35CVS-TRO	810005802

Wall Strap



Use to provide support for offsets and horizontal runs. Recommended every 4' to support vertical vent.

SIZE	ORDER #	STOCK #	A
3" x 5"	35CVS-WS	810009467	5 1/8"

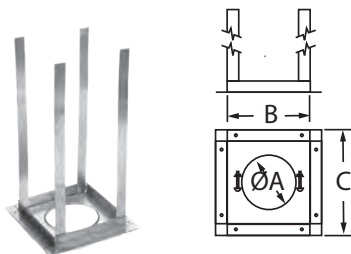
Universal Condensate Drain



Use to properly manage corrosive condensates common with high efficiency gas appliances. Port connects to 3/8" drain hoses.

SIZE	ORDER #	STOCK #
3" x 5"	35CVS-CD	810009465
3" BLACK	35CVS-CDB	810013261

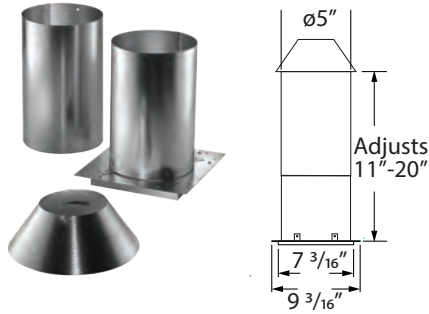
Firestop Support



Required where vent passes through ceiling. Centers pipe to provide 1" clearance. Support Clamp included. Use to support vent at ceiling level.

SIZE	ORDER #	STOCK #	A	B	C
3" x 5"	35CVS-FS	810009466	5 3/8"	7 1/4"	9 1/4"

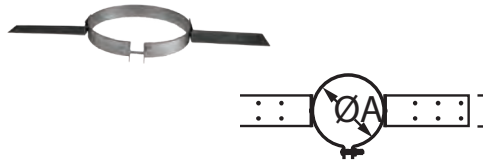
Attic Insulation Shield



Required for installations that pass through an attic to prevent insulation from accumulating near the vent. Provides 1" clearance to combustibles.

SIZE	ORDER #	STOCK #
3" x 5"	35CVS-IS	810013269

Roof Support



Use to support pipe at roof level.

SIZE	ORDER #	STOCK #	A
3" x 5"	35CVS-RS	810009641	5 1/8"

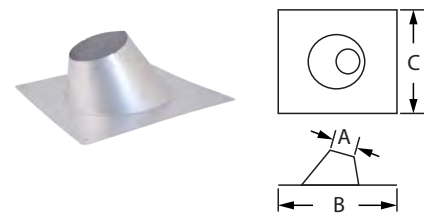
Storm Collar



Use to maintain a weather tight resistant seal between the pipe and the flashing for vertical terminations.

SIZE	ORDER #	STOCK #	A	B
3" x 5"	35CVS-SC	810009643	5 1/8"	10"

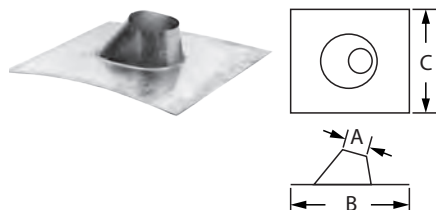
Adjustable Roof Flashing



Use to weather proof the penetration of vent pipe through the roof. Fits 1/2 - 1 1/2 roof pitches. Storm Collar required.

SIZE	ORDER #	STOCK #	A	B	C
3" x 5"	35CVS-F	810009644	5 1/8"	16"	16"

DSA Roof Flashing



Use to weather proof the penetration of vent pipe through the roof. Fits up to 7/12 roof pitch. Storm Collar required. Made of malleable dead soft aluminum.

SIZE	ORDER #	STOCK #	A	B	C
3" x 5"	35CVS-DSA	810009645	5 1/8"	23 1/8"	26 1/8"

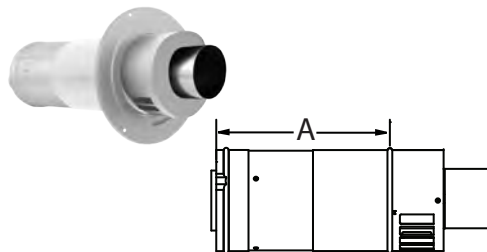
Vertical Termination



Use for vertical terminations only.

SIZE	ORDER #	STOCK #
3" x 5"	35CVS-VC	810009347

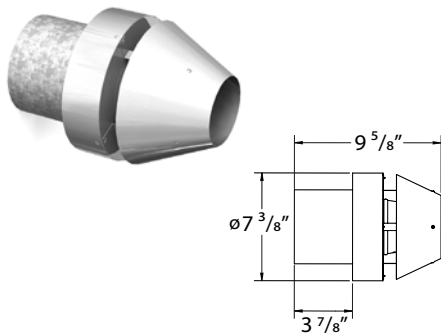
Horizontal Termination "Gas"



Use for horizontal terminations. Exterior and interior trim ring included. Termination length telescopes from 8-13". For use with Gas fuel applications.

SIZE	ORDER #	STOCK #	A
3" x 5"	35CVS-HCR	810009472	8" - 13"

Horizontal Termination "Pellet"




Use for horizontal termination only. Designed to help jet exhaust away from the wall. Comes in a fixed length.

SIZE	ORDER #	STOCK #
3" x 5"	35CVS-HC	810013270

What makes us different from the rest?

The Concentric Venting System...Highly Engineered, Lower Cost



Incorporates o-rings on the inner wall and outer casing to prevent exhaust or combustion air leakage.

Designed with proprietary twist-lock connection for faster installations.

Corrosion resistant UL1738 approved AL29-4C inner vent.

Durable zincalume exterior holds up to job-site demands.

Multiple pipe lengths and telescoping pipe extensions eliminate field cutting of pipe.

Provides economical venting solutions for Category II, III, and IV condensing and non-condensing heating appliances.

For systems requiring a direct vent concentric venting system.



CVS

DirectVent Pro®

**Unitized, co-axial venting
system for direct vent gas or
propane stoves, and fireplaces.**



Specifications

Applications

DirectVent Pro is a unitized, coaxial (concentric) venting system designed for use with direct vent gas or propane stoves, heaters, and fireplaces.

Materials and Construction

.020" aluminum inner wall.
.018" galvanized steel outer wall.
Painted outer walls made of laser-welded .018" galvalume steel. Caps also available in stainless steel and copper. Outer pipe brings combustion air to the appliance. Inner pipe exhausts flue gases to the outside. Gaskets or sealants not required (unless specified by the appliance manufacturer).

Clearances

Specified by the appliance manufacturer.

Diameters

4" x 6 5/8" and 5" x 8".

Listings

DirectVent Pro, in combination with the gas appliance, has been tested and listed as a decorative gas appliance system or as a direct vent heater system by a major testing agency, such as UL, CSA, or Warnock Hersey. Check with your appliance manufacturer for approval.

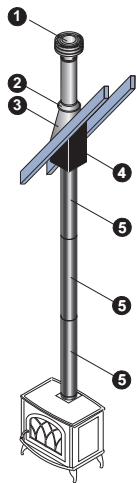
DirectVent Pro

Stunning design and Engineered Excellence® utilizing state-of-the-art manufacturing. DirectVent Pro features tight inner connections for superb performance, with no gaskets or sealants required (unless specified by the appliance manufacturer). All black pipe lengths, pipe extensions, and elbows feature laser-welded outer wall seams for a sleek finish. Low-profile locks and no hems or beads allow for a beautiful product that looks elegant in any interior.

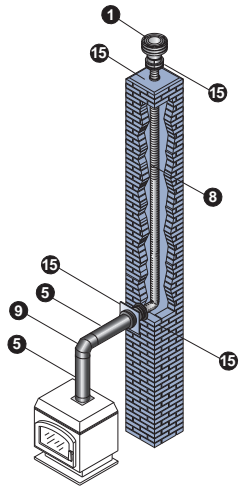
Engineered Excellence® with innovation and style...DirectVent Pro. DuraVent's direct vent is specified exclusively by nearly every major stove and fireplace manufacturer in the U.S. and Canada, with the largest choice of termination caps for direct vent available.



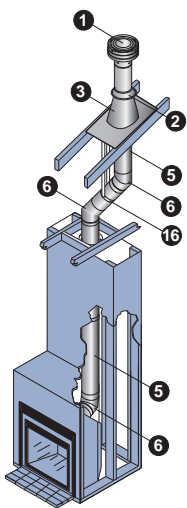
Typical Installations



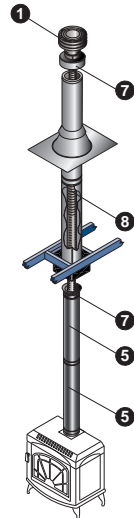
Cathedral Ceiling Stove Installation



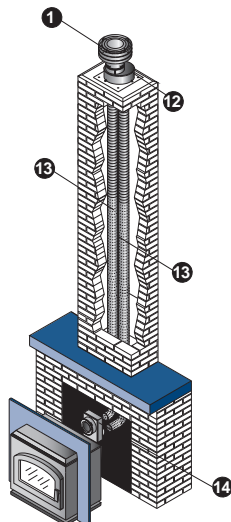
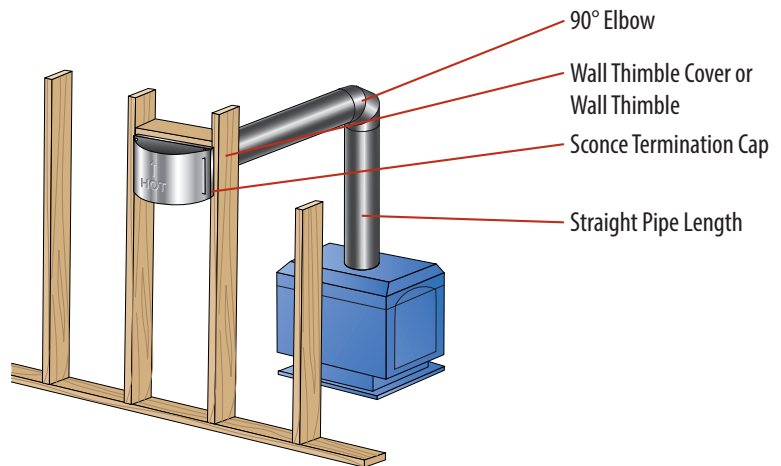
Masonry Chimney Conversion



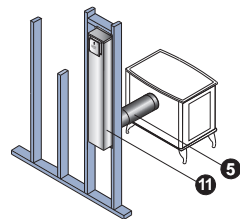
Fireplace Vertical Termination



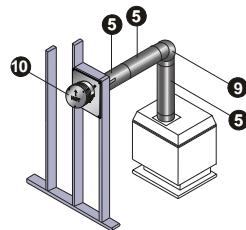
Metal Chimney Conversion



Co-Linear Insert



Stove with Snorkel Horizontal Termination



Stove Horizontal Termination

Installation Key

1	Vertical Termination Cap	9	90° Elbow
2	Storm Collar	10	Horizontal Termination Cap
3	Flashing	11	Snorkel Termination Cap
4	Cathedral Ceiling Support Box	12	Colinear Kit
5	Pipe	13	3" or 4" Flex
6	45° Elbow	14	Co-Axial to Co-Linear Connector
7	Class A Chimney Conversion Kit	15	Masonry Chimney Conversion Kit
8	4" Flex	16	Elbow Strap

• Refer to our Typical Venting Installation drawings to select the appropriate component parts for your installation.

Planning Your Installation

1	For vertical gas stove installations, measure the height from the stove outlet to the ceiling to determine the length of black pipe required. Select a ceiling support/wall thimble cover or a cathedral ceiling support box.
2	To determine the length of galvanized pipe required, measure the ceiling thickness and the vertical rise in an attic or second story. Firestops are required at each floor level beyond the first floor ceiling support/wall thimble cover or cathedral ceiling support box. If an offset is required to avoid obstructions, use a pair of 45° elbows. For proper support, use elbow straps with offsets. Use wall straps for long vertical runs. Attic Insulation Shield is required in attic.
3	Measure the roof pitch. Select the proper flashing and storm collar. Determine the minimum height above the roof.
4	For horizontal installations, check the appliance manufacturer's instructions for minimum rise and maximum horizontal run. A snorkel termination may be used if height restrictions prevent adequate rise above the appliance. Select the appropriate Horizontal Termination Cap (see appliance manufacturer installation instructions). To protect vinyl siding, select vinyl siding standoff. Check appliance manufacturer's instructions for wall thimble and firestop requirements.

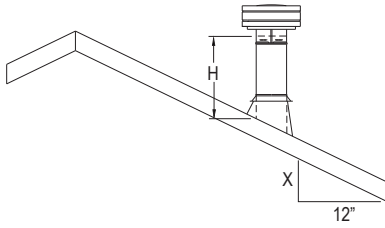
Design Recommendation

The following design recommendations are general guideline to assist in the design and selection of venting components for your installation. Always follow DuraVent Installation instructions enclosed with the cap or support box before installing your chimney system. Installation instructions can be viewed online at www.duravent.com, under Catalogs and Instructions.

Important: Check the manufacturer's rating plate and instruction manual to confirm that the DuraVent direct vent system is approved for use on the brand name appliance you have selected.

- The inner and outer pipe diameters should match the outlet size of the appliance.
- Check the appliance manufacturer's installation instructions to confirm which types of vent configurations are permitted (i.e. horizontal, vertical, chimney reline, etc.). Also, check for any venting restrictions such as maximum horizontal run, minimum and maximum vertical rise, maximum offset, etc.
- Be fire safe! Maintain at least the minimum clearances (air-space) between the vent pipe and nearby combustibles, as specified in the appliance manufacturer's installation instructions. Use proper support and bracing. Follow local building codes and have your venting system inspected.

Vent Termination Chart



Roof Pitch	Minimum Height	
	Feet	Meters
Flat to 7/12	1	0.30
Over 7/12 to 8/12	1.5	0.46
Over 8/12 to 9/12	2	0.61
Over 9/12 to 10/12	2.5	0.76
Over 10/12 to 11/12	3.25	0.99
Over 11/12 to 12/12	4	1.22
Over 12/12 to 14/12	5	1.52

Horizontal Termination Kit A



Kit includes: 90° black Elbow, Ceiling Support/Wall Thimble Cover, 24" black Pipe, 8 1/2" black Pipe Extension. Termination cap not included. For 4" x 6 5/8" direct vent.

Choose termination cap to complete installation.

SIZE	ORDER #	STOCK #
4" x 6 5/8"	46DVA-KHA	810001267

Horizontal Termination Kit C

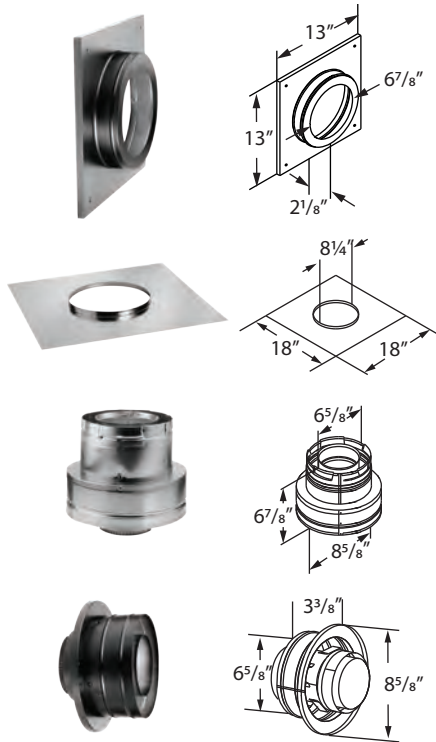


Kit includes: 90° black Elbow, Wall Thimble, Ceiling Support/Wall Thimble Cover, 24" black Pipe, 8 1/2" black Pipe Extension. Termination cap not included. For 4" x 6 5/8" direct vent.

Choose termination cap to complete installation.

SIZE	ORDER #	STOCK #
4" x 6 5/8"	46DVA-KHC	810001268

Masonry Chimney Conversion Kit



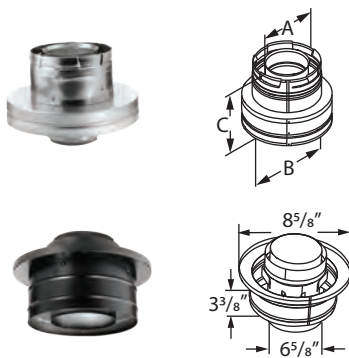
Kit 46DVA-KMC includes: Cap Adapter, 18" x 18" Flashing, Round Ceiling Support/Wall Thimble Cover, Retro Connector. For 4" x 6 5/8" direct vent. Termination Cap and 4" flex are sold separately.

Kit 46DVA-KCT includes: Cap Adapter and a 18" x 18" Flashing.

Use with 4" x 6 5/8" direct vent gas stoves. Use existing masonry chimney. Route the exhaust gases and intake air through the side of the masonry chimney.

SIZE	ORDER #	STOCK #
4" x 6 5/8"	46DVA-KMC	810001274
4" x 6 5/8"	46DVA-KCT	810001275

Chimney Conversion Kit



Kits 46DVA-KCA, 46DVA-KCB, and 46DVA-KCC include: Cap Adapter and a Retro Connector. DirectVent Pro 4" x 6 5/8" Termination Cap and 4" flex are sold separately.

Use with 4" x 6 5/8" direct vent gas stoves. Use existing through-the-ceiling, wood-stove metal chimney. Route the exhaust gases and intake air through the existing wood-stove metal chimney.

SIZE	ORDER #	STOCK #	A	B	C
4" x 6 5/8"	46DVA-KCA	810001276	6 5/8"	8 5/8"	6 7/8"
4" x 6 5/8"	46DVA-KCB	810001279	6 5/8"	10 1/2"	5 7/8"
4" x 6 5/8"	46DVA-KCC	810001280	6 5/8"	13"	5 7/8"

46DVA-KCA FITS:	46DVA-KCB FITS:	46DVA-KCC FITS:
SDV 5"-6" DURATECH	SDV 6" DURAPLUS & 7"-8" DURATECH	SDV 7"-8" DURAPLUS
6" SECURITY CHIMNEY	8" SECURITY CHIMNEY	7" & 8" DURAPLUS
6" METALBESTOS	7" & 8" METALBESTOS	8" AMERICAN METALS
6" JACKES-EVANS	7" & 8" JACKES-EVANS	8" AIR-JET
6" HART & COOLEY	7" & 8" HART & COOLEY	8" METAL-FAB
6" PRO JET	7" & 8" PRO JET	
	6" & 7" AMERICAN METALS	
	6" & 7" METAL-FAB	
	6" AIR-JET	

Pipe Length



Designed for appliances tested and listed for direct vent. Features a fully unitized twist-lock construction in both 4" x 6 5/8" and 5" x 8" vent sizes. Use of sealant is optional, unless specified by the appliance manufacturer. To calculate install length, subtract 1 1/2" for each joint. No beads or hems. Black pipe lengths feature exterior laser-welded seams.

SIZE	A	GALVANIZED		BLACK	
		ORDER #	STOCK #	ORDER #	STOCK #
4" x 6 5/8"	6"	46DVA-06	810001281	46DVA-06B	810001282
4" x 6 5/8"	9"	46DVA-09	810001283	46DVA-09B	810001284
4" x 6 5/8"	12"	46DVA-12	810001285	46DVA-12B	810001286
4" x 6 5/8"	18"	46DVA-18	810001289	46DVA-18B	810001290
4" x 6 5/8"	24"	46DVA-24	810001291	46DVA-24B	810001292
4" x 6 5/8"	36"	46DVA-36	810001293	46DVA-36B	810001294
4" x 6 5/8"	48"	46DVA-48	810001295	46DVA-48B	810001296
4" x 6 5/8"	60"	46DVA-60	810001297	46DVA-60B	810001298
5" x 8"	6"	58DVA-06	810001369	58DVA-06B	810001370
5" x 8"	9"	58DVA-09	810001371	58DVA-09B	810001372
5" x 8"	12"	58DVA-12	810001373	58DVA-12B	810001374
5" x 8"	18"	58DVA-18	810001375	58DVA-18B	810001376
5" x 8"	24"	58DVA-24	810001377	58DVA-24B	810001378
5" x 8"	36"	58DVA-36	810001379	58DVA-36B	810001380
5" x 8"	48"	58DVA-48	810001381	58DVA-48B	810001382
5" x 8"	60"	58DVA-60	810001383	58DVA-60B	810001384


Pipe Extension



Use to add length to a straight length of DirectVent Pro. 8 1/2" pipe adds 3" - 7" of length, 16" pipe adds 3" - 14 1/2" of length, when used with rigid sections of pipe. Direct vent lengths feature a fully unitized, twist-lock construction. Use of sealant is optional, unless specified by the appliance manufacturer. Available in black or galvalume exterior (both feature laser-welded outer wall seams). Does not fit DirectVent GS pipe.

SIZE	GALVANIZED		BLACK		A	EXTENSION
	ORDER #	STOCK #	ORDER #	STOCK #		
4" x 6 5/8"	46DVA-08A	810001299	46DVA-08AB	810001300	8 1/2"	3" - 7"
4" x 6 5/8"	46DVA-16A	810001287	46DVA-16AB	810001288	16"	3" - 14 1/2"
5" x 8"	58DVA-08A	810001385	58DVA-08AB	810001386	8 1/2"	3" - 7"
5" x 8"	58DVA-16A	810001387	58DVA-16AB	810001388	16"	3" - 14 1/2"

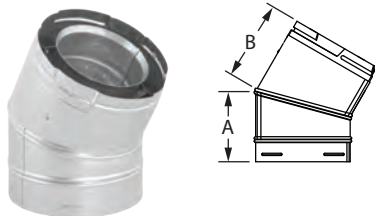
Adjustable Pipe



Use of sealant is optional, unless specified by the appliance manufacturer. Available in black or galvalume exterior (both feature laser-welded outer wall seams).

SIZE	GALVANIZED		BLACK		A	INSTALLED
	ORDER #	STOCK #	ORDER #	STOCK #		
4" x 6 5/8"	46DVA-17TA	810001301	46DVA-17TAB	810001302	11" - 17"	9 1/2" - 15 1/2"
4" x 6 3/8"	46DVA-24TA	810001305	46DVA-24TAB	810001306	17" - 24"	15 1/2" - 22 1/2"
5" x 8"	58DVA-17TA	810001389	58DVA-17TAB	810006048	11" - 17"	9 1/2" - 15 1/2"
5" x 8"	58DVA-24TA	810001390	--	--	17" - 24"	15 1/2" - 22 1/2"

30° Elbow



Use to offset obstructions as needed. Fully unitized, twist-lock construction. Elbows swivel, allowing the lock to remain fully engaged while aligning to the desired direction. The angle will remain fixed at 30°.

SIZE	GALVANIZED		A	B
	ORDER #	STOCK #		
4" x 6 5/8"	46DVA-E30	810001307	5 1/4"	4 7/8"
5" x 8"	58DVA-E30	810001391	6 1/8"	5 1/2"

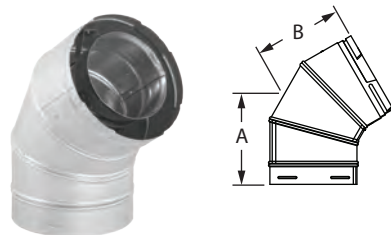
45° Elbow



Use to offset obstructions as needed. Fully unitized, twist-lock construction. Elbows swivel, allowing the lock to remain fully engaged while aligning to the desired direction. The angle will remain fixed at 45°.

SIZE	GALVANIZED		BLACK		A	B
	ORDER #	STOCK #	ORDER #	STOCK #		
4" x 6 5/8"	46DVA-E45	810001308	46DVA-E45B	810001309	5 1/4"	4 7/8"
5" x 8"	58DVA-E45	810001393	58DVA-E45B	810001394	6 1/8"	5 1/2"

60° Elbow



Use to offset obstructions as needed. Fully unitized, twist-lock construction. Elbows swivel, allowing the lock to remain fully engaged while aligning to the desired direction. The angle will remain fixed at 60°.

SIZE	GALVANIZED		A	B
	ORDER #	STOCK #		
4" x 6 5/8"	46DVA-E60	810001310	4 1/4"	4 3/8"
5" x 8"	58DVA-E60	810001392	4 1/4"	4 3/8"

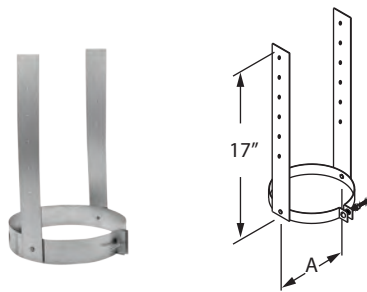
90° Elbow



Use to offset obstructions as needed. Fully unitized, twist-lock construction. Elbows swivel, allowing the lock to remain fully engaged while aligning to the desired direction. The angle will remain fixed at 90°.

SIZE	GALVANIZED		BLACK		A	B
	ORDER #	STOCK #	ORDER #	STOCK #		
4" x 6 5/8"	46DVA-E90	810001311	46DVA-E90B	810001312	6 1/2"	6 1/2"
5" x 8"	58DVA-E90	810001395	58DVA-E90B	810001396	7 3/8"	7 3/8"

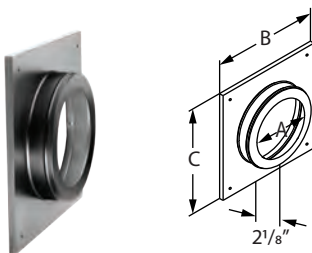
Elbow Strap



Use for supporting vent pipe between offsets.

SIZE	ORDER #	STOCK #	A
4" x 6 5/8"	46DVA-ES	810001313	6 5/8"
5" x 8"	58DVA-ES	810001397	8"

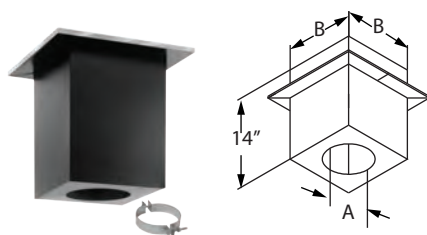
Ceiling Support/ Wall Thimble Cover



Use as a decorative cover for horizontal (through-wall) installations or for flat ceiling installations. Fits over the Wall Thimble face plate. Comes with an insulation ring to reduce air infiltration where the pipe slips through the thimble. Painted black.

SIZE	ORDER #	STOCK #	A	B	C
4" x 6 5/8"	46DVA-DC	810001314	6 7/8"	13"	13"
5" x 8"	58DVA-DC	810001398	8 1/4"	13"	13"

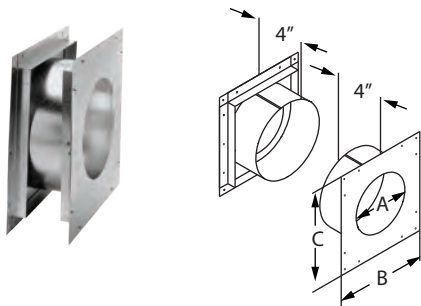
Cathedral Ceiling Support Box



Use to pass through ceiling and support pipe. May be used on vaulted or flat ceilings. Painted black. Trim and clamp included.

SIZE	ORDER #	STOCK #	A	B
4" x 6 5/8"	46DVA-CS	810001315	6 7/8"	10 5/8"
5" x 8"	58DVA-CS	810001399	8 1/4"	10 5/8"

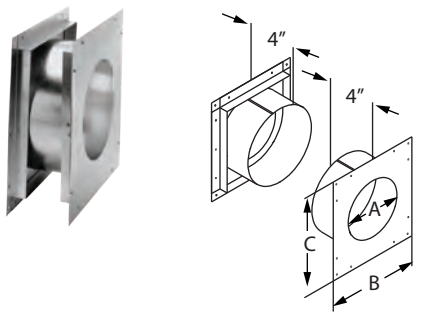
Wall Thimble



Provides a complete wall-pass-through and firestop. Use with Square Horizontal Cap only. May be required in Canada. Refer to the appliance manufacturer's installation instructions for requirements.

SIZE	ORDER #	STOCK #	A	B	C
4" x 6 3/8"	46DVA-WT	810001316	6 3/4"	11"	12"
5" x 8"	58DVA-WT	810001400	8 1/4"	12 1/2"	12 1/2"

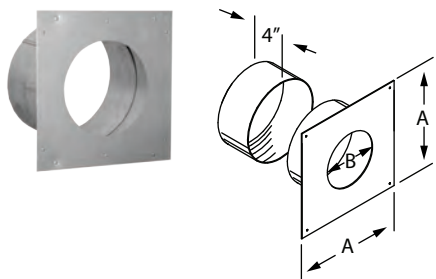
Wall Thimble - Small



Provides a complete wall-pass-through and firestop. Use with Round Horizontal Cap, Sconce Cap and H2 Horizontal Cap only. May be required in Canada. Refer to the appliance manufacturer's installation instructions for requirements.

SIZE	ORDER #	STOCK #	A	B	C
4" x 6 3/8"	46DVA-WTS	810001317	6 3/4"	11"	11"
5" x 8"	58DVA-WTS	810001401	8 1/4"	11"	11"

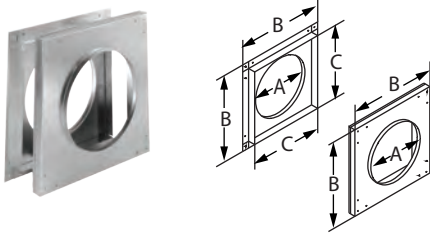
Universal Wall Thimble



Provides a complete wall-pass-through and interior firestop. Features an adjustable sleeve for an exact fit. Eliminates visible trim on exterior or wall near cap. Sized to fit all DuraVent DirectVent Pro's termination caps. Works well for smaller square and sconce termination caps.

SIZE	ORDER #	STOCK #	A	B
4" x 6 3/8"	46DVA-WTU	810001318	11"	6 3/4"
5" x 8"	58DVA-WTU	810001402	11"	8 1/8"

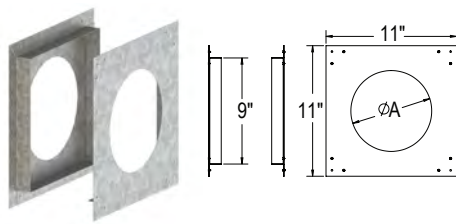
Wall Firestop



For horizontal (through-wall) installations. Refer to the appliance manufacturer's installation instructions for requirements.

SIZE	ORDER #	STOCK #	A	B	C
4" x 6 3/8"	46DVA-WFS	810001319	6 3/4"	12"	10"
5" x 8"	58DVA-WFS	810001403	8 1/4"	12"	10"

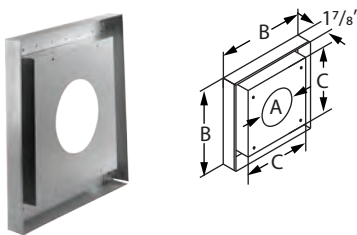
Wall Firestop 2 ***new part**



For horizontal (through-wall) installations. Refer to the appliance manufacturer's installation instructions for requirements.

SIZE	ORDER #	STOCK #	A
4" x 6 3/8"	46DVA-WFS2	810013110	6 3/4"
5" x 8"	58DVA-WFS2	810013111	8 1/4"

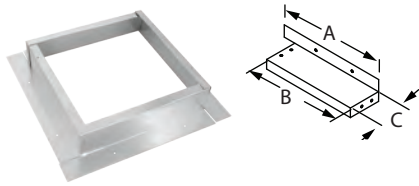
Vinyl Siding Standoff



Use as a heat shield on structures with vinyl siding, or other temperature sensitive materials, to help prevent warping and or melting of the material. Use only on horizontal terminations and on any irregular surfaced siding (ie: ship lap siding, shake shingle siding) so cap is not imbedded in the siding. Sized for Square Horizontal Cap.

SIZE	ORDER #	STOCK #	A	B	C
4" x 6 3/8"	46DVA-VSS	810001320	6 3/4"	17 1/2"	13 1/2"
5" x 8"	58DVA-VSS	810001404	8 1/4"	19 7/8"	15 3/4"

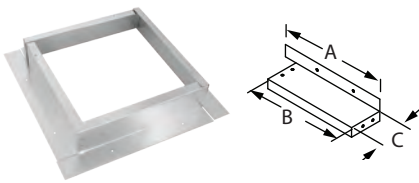
Vinyl Siding Standoff Kit



Use as a heat shield on structures with vinyl siding, or other temperature sensitive materials, to help prevent warping and or melting of the material. Use only on horizontal terminations and on any irregular surfaced siding (ie: ship lag siding, shake shingle siding) so cap is not imbedded in the siding. Kit includes 4-pieces; sized for Square Horizontal Cap only. Stainless steel (SS) and Copper (C) available.

SIZE	ORDER #	STOCK #	A	B	C
4" x 6 5/8"	46DVA-VSK	810001321	15 1/4"	13 1/4"	3"
4" x 6 5/8"	46DVA-VSK-SS	810001322	15 1/4"	13 1/4"	3"
4" x 6 5/8"	46DVA-VSK-C	810001326	15 1/4"	13 1/4"	3"
5" x 8"	58DVA-VSK	810001405	15 1/4"	13 1/4"	3"
5" x 8"	58DVA-VSK-SS	810001407	15 1/4"	13 1/4"	3"
5" x 8"	58DVA-VSK-C	810001406	15 1/4"	13 1/4"	3"

Vinyl Siding Standoff Kit - Small

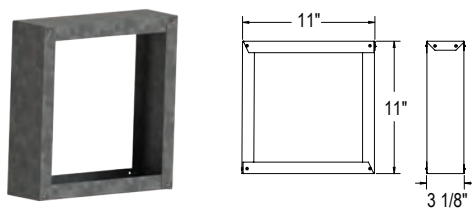


Use as a heat shield on structures with vinyl siding, or other temperature sensitive materials, to help prevent warping and or melting of the material. Use only on horizontal terminations and on any irregular surfaced siding (ie: ship lag siding, shake shingle siding) so cap is not imbedded in the siding. Kit includes 4-pieces; sized for Sconce Cap, Round Horizontal Cap and H2 Horizontal Cap only. Stainless steel (SS) and Copper (C) available. Use for 4"x 6 5/8" and 5"x 8" diameters.

SIZE	ORDER #	STOCK #	A	B	C
4" x 6 5/8"	46DVA-VSKS	810001323	12 7/8"	10 7/8"	3"
4" x 6 5/8"	46DVA-VSKS-SS	810001325	12 7/8"	10 7/8"	3"
4" x 6 5/8"	46DVA-VSKS-C	810001327	12 7/8"	10 7/8"	3"

Vinyl Siding Standoff Box

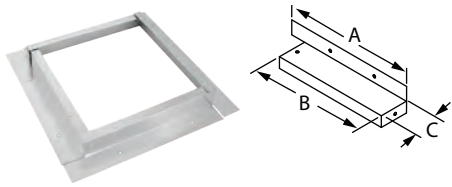
***new part**



Use as a heat shield on structures with vinyl siding, or other temperature sensitive materials, to help prevent warping and or melting of the material. Use only on horizontal terminations and on any irregular surfaced siding (ie: ship lag siding, shake shingle siding) so cap is not imbedded in the siding. Sized for Sconce Cap, Round Horizontal Cap and H2 Horizontal Cap only. Factory assembled. Use for 4"x 6 5/8" and 5"x 8" diameters.

SIZE	ORDER #	STOCK #
4" x 6 5/8" & 5" x 8"	DVA-BVS	810012706

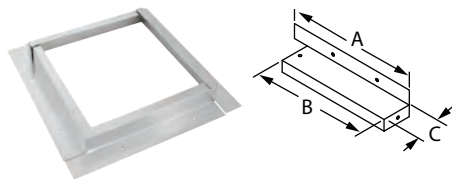
Counter Flashing



Prevents water intrusion into stucco-sided homes. Allows the installer to apply siding material (ie: stucco, brick, etc) over the flanges up to the sides of the flashing for a water-tight seal. Kit includes 4-pieces; sized for Square Horizontal Cap only.

SIZE	ORDER #	STOCK #	A	B	C
4" x 6 5/8"	46DVA-CFK	810001339	15 1/4"	13 1/4"	2"
4" x 6 5/8"	46DVA-CFK-S	810001342	15 1/4"	13 1/4"	2"
5" x 8"	58DVA-CFK	810001417	17 7/8"	15 7/8"	2"

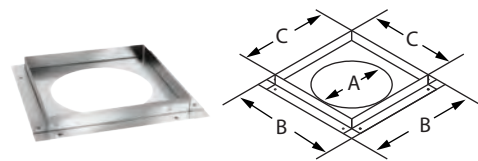
Counter Flashing - Small



Prevents water intrusion into stucco-sided homes. Allows the installer to apply siding material (ie: stucco, brick, etc) over the flanges up to the sides of the flashing for a water-tight seal. Kit includes 4-pieces; sized for 4" x 6 5/8" Sconce Cap, Round Horizontal Cap and H2 Horizontal Cap only. Also available in stainless steel (S). Use for 4" x 6 5/8" and 5" x 8" diameters.

SIZE	ORDER #	STOCK #	A	B	C
4" x 6 5/8"	46DVA-CFKS	810001341	12 7/8"	10 7/8"	2"
4" x 6 5/8"	46DVA-CFKS-S	810001340	12 7/8"	10 7/8"	2"

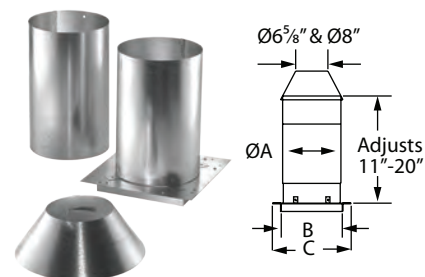
Ceiling Firestop



Required for multi-story vertical installations at the second floor and any subsequent floors. 4" x 6 5/8" style may vary.

SIZE	ORDER #	STOCK #	A	B	C
4" x 6 5/8"	46DVA-FS	810001328	6 3/4"	11"	9"
5" x 8"	58DVA-FS	810001408	8 1/4"	12 1/2"	10 1/2"

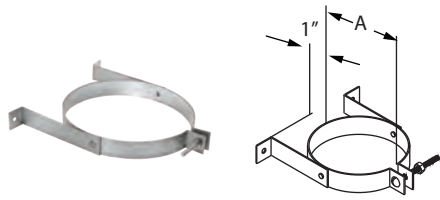
Attic Insulation Shield



Required for installations that pass through an attic to prevent insulation and debris from accumulating near the vent. Provides 1" clearance to combustibles. Includes base w/tube, extension tube and collar.

SIZE	ORDER #	STOCK #	A	B	C
4" x 6 5/8"	46DVA-IS	810001329	8 3/4"	8 15/16"	11"
5" x 8"	58DVA-IS	810001409	10 3/4"	10 15/16"	13"

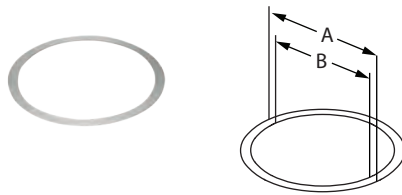
Wall Strap



Use to support vent pipe. Provides 1" clearance. Recommend installing Wall Straps at 4-foot intervals on vertical runs.

SIZE	ORDER #	STOCK #	A
4" x 6 5/8"	46DVA-WS	810001330	6 5/8"
5" x 8"	58DVA-WS	810001410	8"

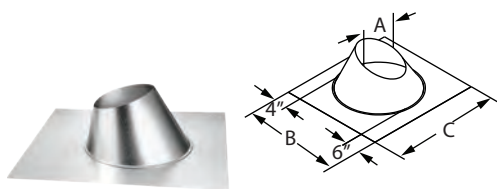
Restrictor Disk ^{*updated drawing}



Use only in accordance with specific appliance manufacturer's installation instructions to restrict incoming combustion air.

SIZE	ORDER #	STOCK #	A	B
4" x 6 5/8"	46DVA-RD	810001331	5 1/4"	4 9/16"
5" x 8"	58DVA-RD	810001411	7"	6"

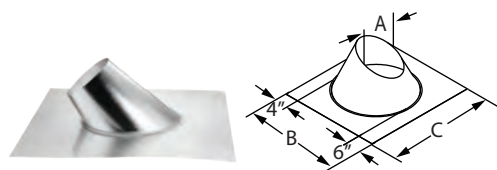
Adjustable Roof Flashing



Use to weather proof the penetration of vent pipe through the roof. Storm Collar required. Select roof flashing based on pitch of roof. For pitches of 0/12 - 6/12. Made of galvalume.

SIZE	ORDER #	STOCK #	A	B	C
4" x 6 5/8"	46DVA-F6	810001332	6 3/4"	19 1/4"	19 1/4"
5" x 8"	58DVA-F6	810001412	8 1/2"	21 1/2"	21 1/2"

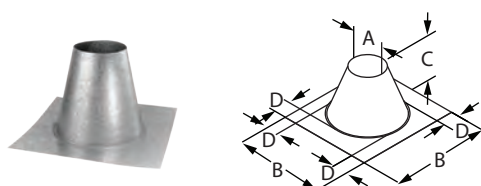
Steep Roof Flashing



Use to weather proof the penetration of vent pipe through the roof. Storm Collar required. For roof pitches of 7/12 - 12/12. Made of galvalume.

SIZE	ORDER #	STOCK #	A	B	C
4" x 6 5/8"	46DVA-F12	810001333	6 3/4"	21 1/2"	19 1/4"
5" x 8"	58DVA-F12	810001413	8 1/2"	23 1/2"	21 1/2"

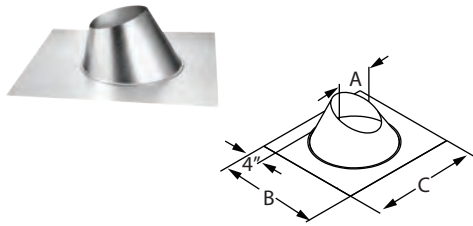
Flat Roof Flashing



Use to weather proof the penetration of vent pipe through the roof. Storm Collar required. Use on flat roofs, chase enclosures, or masonry chimney. Made of galvalume.

SIZE	ORDER #	STOCK #	A	B	C	D
4" x 6 5/8"	46DVA-FF	810001334	6 3/4"	21 1/2"	12"	4"
5" x 8"	58DVA-FF	810001414	8 1/2"	23 1/2"	12"	4"

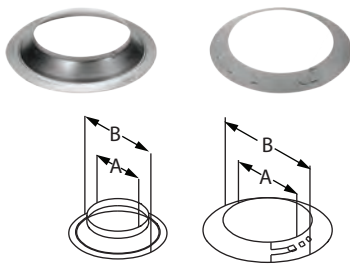
Dead Soft Aluminum Flashings



Use with metal or tile roofs. Available in sizes 4" x 6 5/8" and 5" x 8", in 0/12-6/12 (shown) and 7/12-12/12 styles. Made of malleable dead soft aluminum. Refer to roof flashings tables (previous page) for dimensions.

SIZE	STYLE	ORDER #	STOCK #	A	B	C
4" x 6 5/8"	0/12-6/12	46DVA-F6DS	810001335	6 3/4"	27 1/2"	24"
4" x 6 5/8"	7/12-12/12	46DVA-F12DS	810001336	8 3/4"	22"	25"
5" x 8"	0/12-6/12	58DVA-F6DS	810001415	8 1/2"	29 1/2"	24"
5" x 8"	7/12-12/12	58DVA-F12DS	810001416	8 1/2"	24 3/4"	27"


Storm Collar



Use to maintain a weather tight resistant seal between the pipe and the flashing.

SIZE	ORDER #	STOCK #	A	B
4" x 6 5/8"	46DVA-SC	810001343	6 5/8"	10 5/8"
5" x 8"	58DVA-SC	810001419	8"	12"

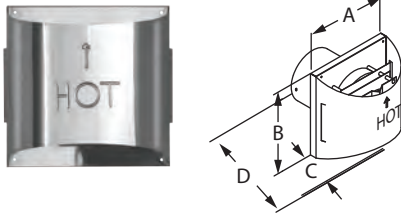
Round Horizontal Termination Cap



Use for through-the-wall termination. Check installation instructions for restrictions on horizontal cap terminations, such as minimum distance from windows and doors. Available in aluminum only. Check with appliance manufacturer for approval.

SIZE	ORDER #	STOCK #	A	B	C	D
4" x 6 5/8"	46DVA-HRCS	810001344	11"	5 3/4"	4"	6 5/8"
5" x 8"	58DVA-HRCS	810001420	11"	5 3/4"	4 15/16"	8 1/8"

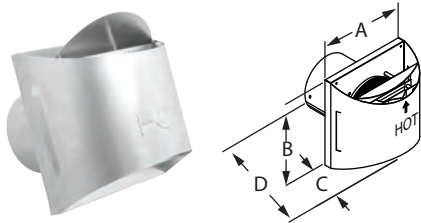
Sconce Termination Cap



Use for horizontal through-the-wall termination. Check installation instructions for restrictions on horizontal cap terminations, such as minimum distance from windows and doors. Available in aluminum, stainless steel (S), and copper (C). Check with appliance manufacturer for approval. Patented.

SIZE	ORDER #	STOCK #	A	B	C	D
4" x 6 5/8"	46DVA-HSC	810001345	11 1/16"	11"	6 3/8"	12 3/8"
4" x 6 5/8"	46DVA-HSC-S	810001346	11 1/16"	11"	6 3/8"	12 3/8"
4" x 6 5/8"	46DVA-HSC-C	810001347	11 1/16"	11"	6 3/8"	12 3/8"
5" x 8"	58DVA-HSC	810001421	11 1/16"	11"	6 3/8"	12 3/8"
5" x 8"	58DVA-HSC-S	810001422	11 1/16"	11"	6 3/8"	12 3/8"
5" x 8"	58DVA-HSC-C	810001423	11 1/16"	11"	6 3/8"	12 3/8"

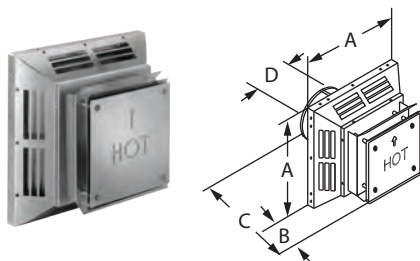
High-Wind Sconce Termination Cap



Use for horizontal through-the-wall termination. Provides improved performance in high wind conditions. Check installation instructions for restrictions on horizontal cap terminations, such as minimum distance from windows and doors. Available in aluminum, stainless steel (S), and copper (C). Check with appliance manufacturer for approval. Patented. Includes heat deflector that may be required by appliance manufacturer.

SIZE	ORDER #	STOCK #	A	B	C	D
4" x 6 5/8"	46DVA-HSCH	810001348	11 1/16"	11"	6 3/8"	12 3/8"
4" x 6 5/8"	46DVA-HSCH-S	810001349	11 1/16"	11"	6 3/8"	12 3/8"
4" x 6 5/8"	46DVA-HSCH-C	810001350	11 1/16"	11"	6 3/8"	12 3/8"
5" x 8"	58DVA-HSCH	810001424	11 1/16"	11"	6 3/8"	12 3/8"
5" x 8"	58DVA-HSCH-S	810001425	11 1/16"	11"	6 3/8"	12 3/8"
5" x 8"	58DVA-HSCH-C	810001426	11 1/16"	11"	6 3/8"	12 3/8"

Square Horizontal Termination Cap



Use for standard and high-wind through-the-wall termination. Check installation instructions for restrictions on horizontal cap terminations, such as minimum distance from windows and doors. Available in aluminum, stainless steel (S), and copper (C).

SIZE	ORDER #	STOCK #	A	B	C	D
4" x 6 5/8"	46DVA-HC	810001351	13 1/2"	6 7/8"	12 1/2"	6 5/8"
4" x 6 5/8"	46DVA-HC-S	810001352	13 1/2"	6 7/8"	12 1/2"	6 5/8"
4" x 6 5/8"	46DVA-HC-C	810001353	13 1/2"	6 7/8"	12 1/2"	6 5/8"
5" x 8"	58DVA-HC	810001427	16"	6 7/8"	12 1/2"	8 1/8"
5" x 8"	58DVA-HC-S	810001428	16"	6 7/8"	12 1/2"	8 1/8"
5" x 8"	58DVA-HC-C	810001429	16"	6 7/8"	12 1/2"	8 1/8"

Square Horizontal H2 Termination Cap ^{*new part}

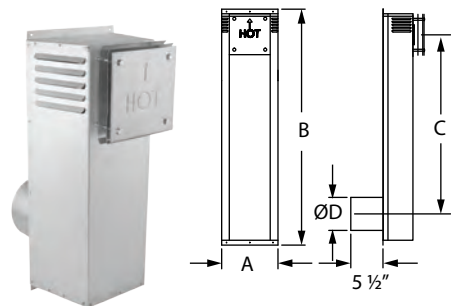


Use for standard and high-wind through-the-wall termination. Provides improved performance in high wind conditions. Features an adjustable air intake and interchangeable shroud (shroud is included and required for all installations). Check installation instructions for restrictions on horizontal cap terminations, such as minimum distance from windows and doors. Available with aluminum shroud. Check with appliance manufacturer for approval and air throttle setting. May be painted at installation to match the wall. Patent Pending.

Termination Cap with AL Shroud			
SIZE	ORDER #	STOCK #	A
4" x 6 3/8"	46DVA-H2	810012624	6 3/4"
5" x 8"	58DVA-H2	810012625	8 1/8"
Alternate / Replacement Shroud			
SIZE	ORDER #	STOCK #	Material
4" x 6 3/8" & 5" x 8"	DVA-TR-AL	810013071	Aluminum
	DVA-TR-SS	810013072	Stainless Steel



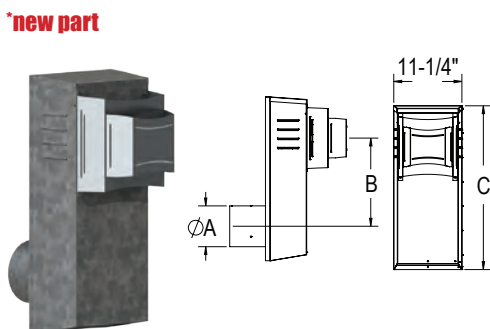
Snorkel Termination Cap



Use for horizontal through-the-wall termination when a vertical rise is desired in the system to meet appliance manufacturer recommended minimum heights. Do not enclose in the wall or install below grade.

SIZE	ORDER #	STOCK #	A	B	C
4" x 6 3/8"	46DVA-SNK14	810001355	10"	23 3/4"	14"
4" x 6 3/8"	46DVA-SNK36	810001356	10"	45 3/4"	36"
5" x 8"	58DVA-SNK14	810001430	10"	23 3/4"	14"
5" x 8"	58DVA-SNK36	810001431	10"	45 3/4"	36"

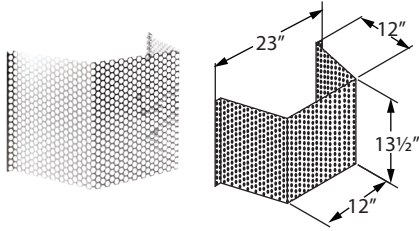
Snorkel H2 Termination Cap ^{*new part}



Use for horizontal through-the-wall termination when a vertical rise is desired in the system to meet appliance manufacturer recommended minimum heights. Do not enclose in the wall or install below grade. Provides improved performance in high wind conditions. Features an adjustable air intake and interchangeable shroud (shroud is included and required for all installations). Check with appliance manufacturer for approval and air throttle setting. Patent Pending.

SIZE	ORDER #	STOCK #	A	B	C
4" x 6 3/8"	46DVA-H2-SNK14	810012915	6 3/4"	14 1/2"	27"
4" x 6 3/8"	46DVA-H2-SNK36	810012916	6 3/4"	37"	49 1/2"
5" x 8"	58DVA-H2-SNK14	810012917	8 1/8"	15"	28"
5" x 8"	58DVA-H2-SNK36	810012918	8 1/8"	37 1/2"	50 1/2"

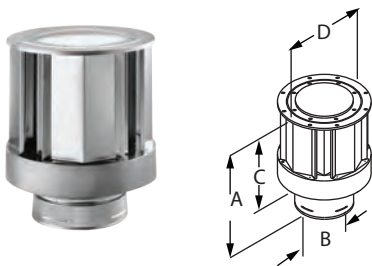
Horizontal Windguard



Use with through-the-wall termination cap where high winds are present. Also use as a safety heat shield to prevent children or others from coming into contact with the vent termination cap. Fits both 4" x 6 5/8" and 5" x 8" terminations.

SIZE	ORDER #	STOCK #
4" x 6 5/8" & 5" x 8"	46DVA-WG	810001357

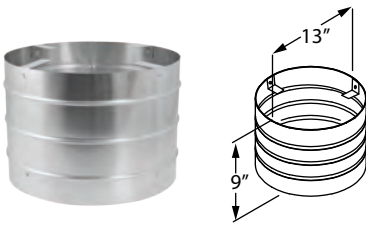
High-Wind Termination Cap



Use for vertical terminations only. Provides improved performance in high wind conditions. For vertical terminations only. Available in aluminum.

SIZE	ORDER #	STOCK #	A	B	C	D
4" x 6 5/8"	46DVA-VCH	810001359	12 3/8"	6 5/8"	7 5/8"	10 1/2"
5" x 8"	58DVA-VCH	810001432	12 3/8"	8"	7 5/8"	10 1/2"

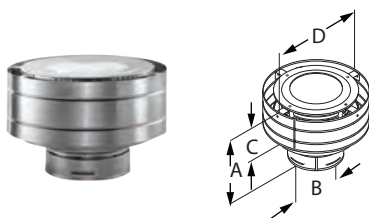
Vertical Wind Guard



Use only with High Wind Termination Cap when additional wind protection is needed. Fits both 4" x 6 5/8" and 5" x 8" terminations.

SIZE	ORDER #	STOCK #
4" x 6 5/8"	46DVA-VWG	810001358

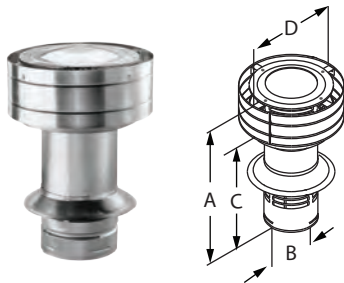
Low-Profile Termination Cap



Use for vertical terminations only. Check the appliance manufacturer's instructions to determine which caps are approved for use with their appliance. Available in aluminum and stainless steel (S).

SIZE	ORDER #	STOCK #	A	B	C	D
4" x 6 5/8"	46DVA-VC	810001360	8 1/4"	6 5/8"	3 1/4"	12 1/2"
4" x 6 5/8"	46DVA-VC-S	810001361	8 1/4"	6 5/8"	3 1/4"	12 1/2"
5" x 8"	58DVA-VC	810001433	8 5/8"	8"	7 5/8"	14 1/2"
5" x 8"	58DVA-VC-S	810001434	8 5/8"	8"	7 5/8"	14 1/2"

Extended Vertical Termination Cap



Use in extremely cold climates. Similar to the Low Profile Termination Cap but taller in overall height to separate the air intake vents from the exhaust area. Refer to the appliance manufacturer's installation instructions for requirements. Available in aluminum.

SIZE	ORDER #	STOCK #	A	B	C	D
4" x 6 5/8"	46DVA-VCE	810001362	16 3/4"	6 5/8"	11 3/4"	12 1/2"
5" x 8"	58DVA-VCE	810001435	16 3/4"	8"	11 1/8"	14 1/2"

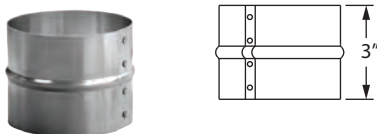
Aluminum Flex Length



Use 3" flex with the co-linear system and 4" flex with Conversion Kits. See DuraFlex AL section for more information. Flexible .010" thick 2-ply aluminum. Pricing for Aluminum Flex Length are listed under DuraFlex AL.

SIZE	LENGTH	ORDER #	STOCK #
3"	35'	3DFA-35	810002988
4"	35'	4DFA-35	810002998

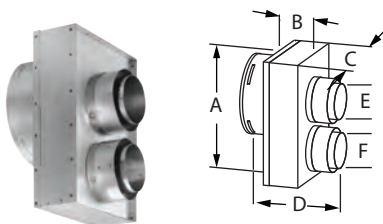
Flex Coupling



Use to join flex liner sections together. Pricing for Aluminum Flex Length are listed under DuraFlex AL.

SIZE	ORDER #	STOCK #
3"	3DFA-FC	810002992
4"	4DFA-FC	810003000

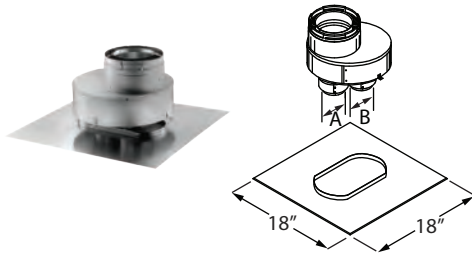
Co-Axial To Co-Linear Appliance Connector ***additional sizes**



Use Co-Linear Adapter for stoves with 4" X 6 5/8" co-axial outlets. Refer to appliance manufacturer's installation instructions for approval. Uses aluminum flex for both intake and exhaust.

SIZE	CONNECTOR	ORDER #	STOCK #	A	B	C	D	E	F
4" x 6 5/8"	STANDARD	46DVA-GCL	810001363	10 1/2"	3"	7 1/2"	7 1/8"	3"	3"
4" x 6 5/8"	STANDARD	46DVA-GCL34	810004565	10 1/2"	3"	7 1/2"	7 1/8"	4"	3"
4" x 6 5/8"	TRAVIS INDUSTRIES	46DVA-TCL	810001364	10 1/2"	3"	7 1/2"	6 3/8"	3"	3"
4" x 6 5/8"	VERMONT CASTINGS	46DVA-VCL	810001365	10 1/2"	3"	7 1/2"	8 5/8"	3"	3"

Chimney Liner Termination Kit

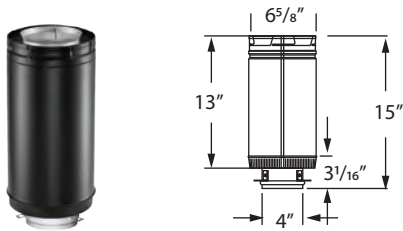


Kit includes: Termination Connector and Flashing. DirectVent Pro 4" x 6 5/8" Termination Caps, 3" Flex, and Co-Linear Flex Connectors are sold separately.

DirectVent Pro chimney liner termination kit must be tested and listed for each appliance. Refer to stove manufacturer's installation instructions.

SIZE	ORDER #	STOCK #	ØA	ØB
4" x 6 5/8"	46DVA-GK	810001269	3"	3"
4" x 6 5/8"	46DVA-CT	810001368	4"	3"

Appliance Adapter



Attaches to appliance outlet allowing pipe to easily connect or disconnect. Vermont Castings adapter #2768.

SIZE	ORDER #	STOCK #
4" x 6 5/8"	46DVA-ADP	810001366

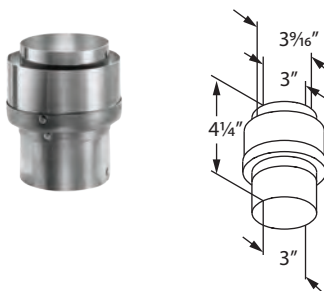
Reducer ***updated drawing**



Use to reduce vent diameter. Check with appliance manufacturer for approval.

SIZE	REDUCE TO	ORDER #	STOCK #	A	B
5" X 8"	4" x 6 5/8"	58DVA-J	810001436	6 5/8"	8"
6" X 8 3/8"	5" X 8"	68DVS-X58	810006145	8"	8 5/8"

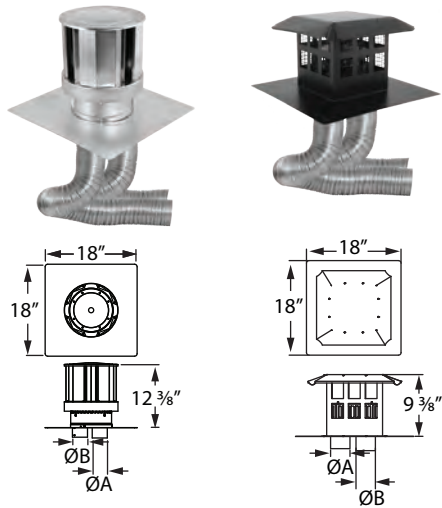
Co-Linear Flex Connector



Use as a flex connector with inserts with 3" co-linear intake and exhaust ports.

SIZE	ORDER #	STOCK #
4" x 6 5/8"	46DVA-ADF	810001367

Co-Linear Kit w/ Flex



Use when installing a direct vent co-linear insert into a masonry chimney.

Kit includes: Choice of High-Wind Termination Cap or Prairie Termination Cap; and two pieces of Aluminum Flex lengths - one Red (exhaust), and one Green (air intake). See chart for diameters and lengths.

CAP SIZE	ORDER #	STOCK #	A (RED FLEX EXHAUST)	B (AIR INTAKE)	CAP STYLE
4" x 6 5/8"	46DVA-CL33	810001270	3" x 35'	3" x 35'	HIGH-WIND
4" x 6 5/8"	46DVA-CL33H	810001271	3" x 35'	3" x 35'	HIGH-WIND
4" x 6 5/8"	46DVA-CL34	810001272	4" x 35'	3" x 35'	HIGH-WIND
4" x 6 5/8"	46DVA-CL33P	810001277	3" x 35'	3" x 35'	PRAIRIE
4" x 6 5/8"	46DVA-CL34P	810001278	4" x 35'	3" x 35'	PRAIRIE

Direct Vent Factory-Built Reline Kit *new photo

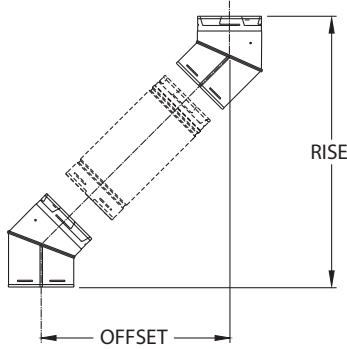


Use when installing a direct vent co-linear insert into an existing factory-built chimney.

Kit includes: High-Wind Termination Cap, Two pieces of Aluminum Flex Lengths, and 4 hose clamps.

CAP SIZE	ORDER #	STOCK #	A (RED FLEX EXHAUST)	B (AIR INTAKE)	CAP STYLE
4" x 6 5/8"	46DVA-CL33KFB	810007970	3" x 35'	3" x 35'	HIGH-WIND
4" x 6 5/8"	46DVA-CL34KFB	810009663	4" x 35'	3" x 35'	HIGH-WIND

Offset Chart



SIZE		4" x 6 5/8"		5" x 8"	
Elbow Degrees	Chimney Section	Offset Inches	Rise Inches	Offset Inches	Rise Inches
30°	0"	3 5/8"	14 7/8"	3 5/8"	14 7/8"
30°	6"	5 7/8"	20 3/4"	5 7/8"	20 3/4"
30°	9"	7 3/8"	21 3/8"	7 3/8"	21 3/8"
30°	12"	8 7/8"	23 7/8"	8 7/8"	23 7/8"
30°	18"	11 7/8"	29 1/8"	11 7/8"	29 1/8"
30°	24"	14 7/8"	32	14 7/8"	32
30°	36"	20 7/8"	44 3/4"	20 7/8"	44 3/4"
30°	48"	26 7/8"	55 1/8"	26 7/8"	55 1/8"
30°	60"	32 7/8"	65 1/2"	32 7/8"	65 1/2"
45°	0"	5"	13 1/2"	5 5/8"	15 3/8"
45°	6"	8 1/8"	16 5/8"	8 7/8"	18 3/8"
45°	9"	10 1/4"	18 3/4"	10 7/8"	20 5/8"
45°	12"	12 3/8"	20 7/8"	13	20 7/8"
45°	18"	16 5/8"	25 1/8"	16 5/8"	22 5/8"
45°	24"	20 7/8"	29 3/8"	21 3/8"	31 1/8"
45°	36"	29 3/8"	37 7/8"	29 7/8"	39 3/8"
45°	48"	37 7/8"	46 3/8"	38 1/8"	47 7/8"
45°	60"	46 3/8"	54 7/8"	46 5/8"	55 1/2"
60°	0"	6 1/8"	12 1/4"	6 1/8"	12 1/4"
60°	6"	10 1/8"	14 1/2"	10 1/8"	14 1/2"
60°	9"	12 5/8"	16	12 5/8"	16
60°	12"	15 1/4"	17 1/2"	15 1/4"	17 1/2"
60°	18"	20 1/2"	20 1/2"	20 1/2"	20 1/2"
60°	24"	25 5/8"	23 1/2"	25 5/8"	23 1/2"
60°	36"	36	29 1/2"	36	29 1/2"
60°	48"	46 1/2"	35 1/2"	46 1/2"	35 1/2"
60°	60"	56 7/8"	41 1/2"	56 7/8"	41 1/2"

Type B Gas Vent

Type B gas venting system.

UL 441 and ULC S605.

DuraFlex® AL

Aluminum flexible relining

UL 1777 & ULC S635.



Specifications

Applications

DuraVent's Type B Gas Vent system. Use with natural gas or liquid propane category I and draft hood equipped appliances, and appliances tested and listed to use Type B Gas Vent. Applications include: natural gas fireplaces, gas-fired furnaces, boilers, water heaters, and wall or space heating applications.

Materials and Construction

Round Type B Gas Vent 3" - 8" and oval 4" - 6": Aluminum .012" inner wall, galvanized .018" outer wall.

Round Type B Gas Vent 10" - 16": Aluminum .016" inner wall, galvanized .021" outer wall.

Round Type B Gas Vent 18" - 30": aluminum .020" inner wall, galvanized .021" outer wall.

3"-16" diameters feature twist-lock fittings, screws required for 14" and larger diameters.

Clearances

1" clearance to combustibles in single and multi-family dwellings.

Diameters

3"- 30" Round Diameter.
4", 5", and 6" Oval.

Listings

UL Listed to UL 441 and UL 1777 (MH6357).

ULC Listed to ULC S605 (CMH1276 & CMH1407).



UL 441 and ULC S605 System

Type B Gas Vent

DuraVent's innovative system for a lock-tight connection for Type B Gas Vent called DuraLock. See the alignment indicators meet; feel the ends grasp together; hear the snap as the connection firmly locks into place. (See next page.)

DuraVent Type B Gas Vent is designed to meet the rugged demands of the job site. The inner wall is recessed to eliminate damage in handling.

Type B Gas Vent has been engineered to heat up rapidly. It remains hot during the operation of the appliance with minimal condensation in the appliance and vent system. Pipe lengths are available in multiple lengths, 6 to 60 inches, with a full complement of adjustable and rigid fittings.

Type B gas vents are not suitable for use with wood-burning or coal applications, industrial ovens, exhaust ranges and hoods, grease or pollution ducting, or as free-standing exhaust vents for high-temperature applications.



c-UL-us 441 System

DuraConnect II

Double-wall connector pipe, UL approved as a Type B Gas Vent segment, for use in conditioned and unconditioned attics and crawl spaces. (Not to be enclosed and cannot penetrate through walls, floors, or ceilings.) DuraVent's DuraConnect II is known as the "Contractor's Choice" for its ease of installation and durability.

DuraConnect II's heavy-duty construction features precision twist-lock connection, which provides ease of assembly or disassembly without damage to the product.

The double-wall flexible vent is certified as having the equivalent thermal properties as Type B Gas Vent and can be used when a Type B Gas Vent double-wall connector is required.

UL 1777 & ULC S635 System

DuraFlex AL

An economical venting system used for relining masonry chimney for natural gas or liquid propane category I, draft hood equipped appliances, and appliances tested and listed to use Type B Gas Vent for a wide range of applications, including: natural gas fireplaces, gas-fired furnaces, boilers, water heaters, and wall or space heating applications. Protects the masonry chimney from damaging effects of flue product condensation.



Specifications

DuraConnect II

Materials and Construction

.010" Double-wall aluminum flex inner wall (two-ply .005"), .018" galvalume outer wall, with twist-lock connections.

Clearances

1" to combustibles.

Diameters

3" - 6".

Listings

c-UL-us Listed to UL 441 and ULC/ORD-C441 (MH14089).



DuraFlex AL

Applications

DuraFlex AL (DFAL) aluminum flexible relining for masonry chimney. Use with natural gas or liquid propane category I, draft hood equipped appliances, and appliances tested and listed to use Type B Gas Vent. Applications include: natural gas fireplaces, gas-fired furnaces, boilers, water heaters, and wall or space heating applications.

Materials and Construction

0.010" aluminum
(2-ply of .005").

Clearances

0" clearance to masonry.

Diameters

3", 4", 5", 5 1/2", 6", 7", and 8".

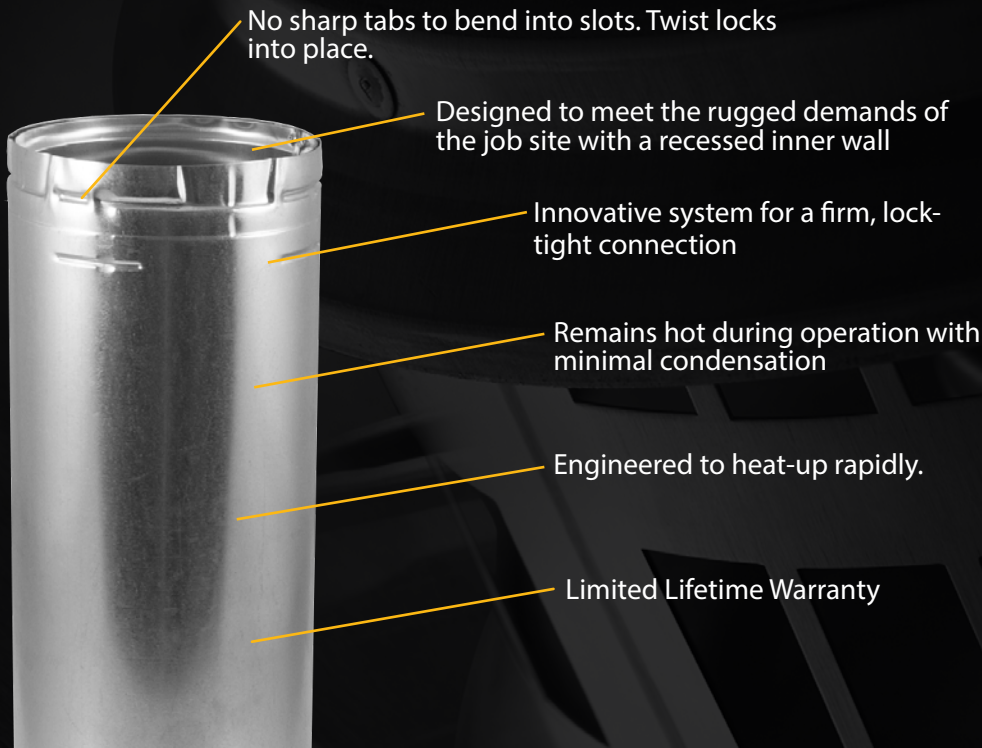
Listings

Listed to UL 1777 and ULC S635.



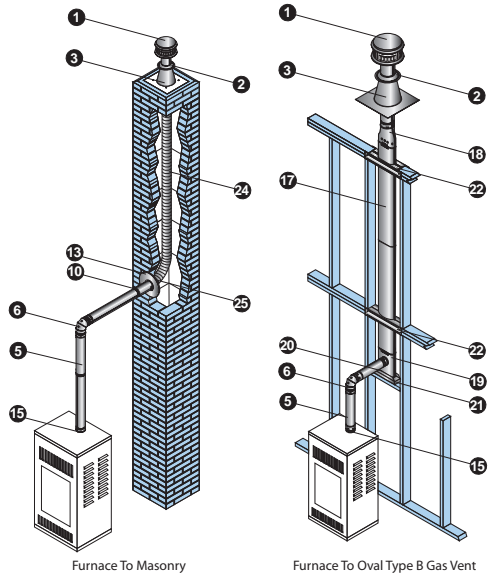
What makes us different from the rest?

DuraVent's Type B Gas Vent: A completely engineered system.



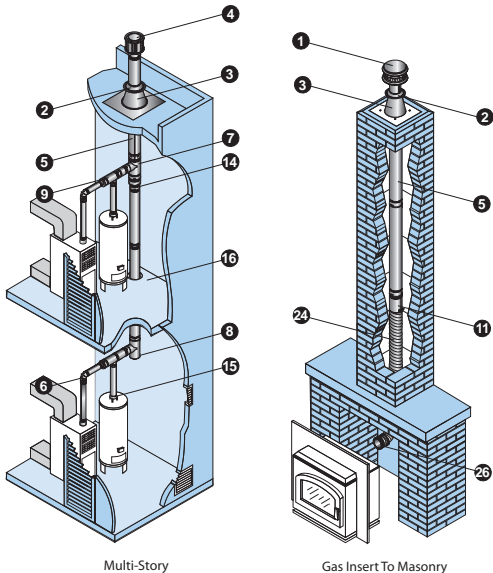
Features	Benefits	Features	Benefits
Available in Round and Oval	Availability of two pipe shapes allows installers to select appropriate pipe for space needs. Oval pipe is manufactured to fit into standard stud walls, allowing for reduction of total area needed for installation.	Swivel Tees and Elbows	Elbows swivel 360° at base providing the flexibility to offset obstructions as needed. Branches of tees and bases of elbows swivel allowing part to be properly lined up after being connected to pipe sections. Saves time and money on installation.
Twist locks into place	No sharp tabs to bend into slots. Easy installation with no mechanical fasteners required.	Aluminum inner pipe	Aluminum inner pipe heats up faster. Remains hot during operation and eliminates condensation in the appliance and vent system.
Firm, lock-tight connection	DuraVent's innovative system DuraLock allows for a lock-tight connection. See the alignment indicators meet; feel the ends grasp together; hear the snap as the connection firmly locks into place.	Double-Wall Wye-45° Branch	Can be used in place of tees to provide a 45° angle instead of 90°. Branch swivels on male end for better alignment for a 45° offset or combining connectors from two or more appliances into a common vent.
Engineered to heat-up rapidly.	Type B Gas Vent remains hot during the operation of the appliance with minimal condensation in the appliance and vent system.	Universal B-Vent to Aluminum Flex Adapter	Connects DuraFlex Aluminum flex to any brand of B-vent, allowing installers to reline a masonry chimney without needing to replace the existing B-vent connector to the appliance, saving the installer time and the homeowner money.
Pipe lengths are available in multiple lengths 6"-60".	Gives the installer the greatest variety of lengths to reach the desired height with ease and least amount of pipe sections.	Limited Lifetime Warranty	The best Warranty in the industry. 15 years 100%, 15 years and up 50%. Gives the installer and homeowner the greatest peace of mind in a quality installation.
		Made in USA	100% manufactured in USA.

Typical Installations



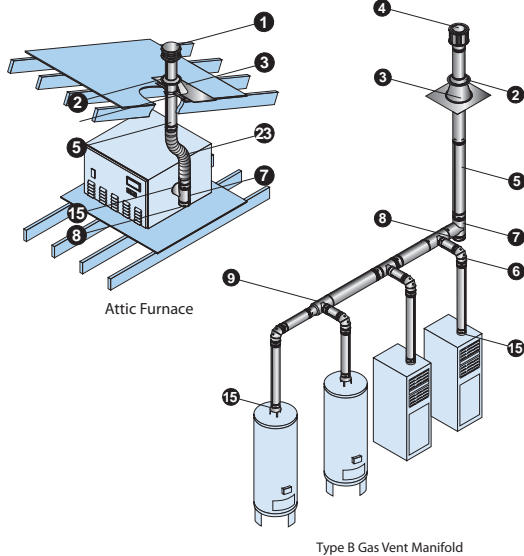
Furnace To Masonry

Furnace To Oval Type B Gas Vent



Multi-Story

Gas Insert To Masonry

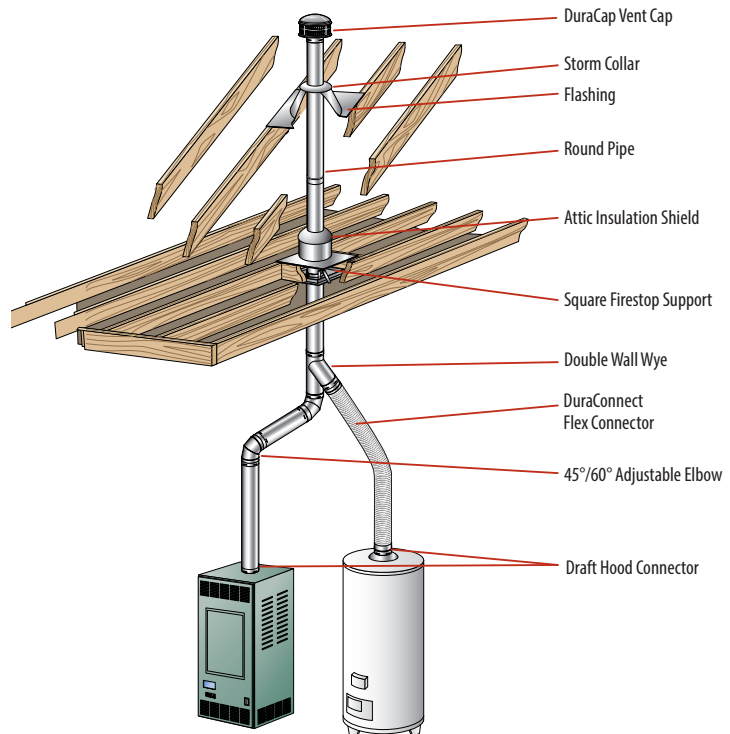


Attic Furnace

Type B Gas Vent Manifold

Installation Key			
1	DuraCap	14	Increaser
2	Storm Collar	15	Draft Hood Connector
3	Roof Flashing	16	Square Firestop Support
4	High-Wind Cap	17	Oval Pipe
5	Round Pipe	18	Oval to Round Adapter
6	Elbow	19	Oval Tee
7	Tee	20	Oval Tee Cap
8	Tee Cap	21	Oval Tee Support
9	Increaser Tee	22	Oval Firestop Spacer
10	Female Flex Adapter	23	DuraConnect II
11	Male Adapter	24	DuraFlex AL Length
12	Double-Wall Wye	25	DuraFlex Motar Sleeve
13	Pipe Collar	26	DuraFlex AL Coupling

Refer to our Typical Venting Installation drawings to select the appropriate component parts for your installation.



How Size and Height Affect Stove Performance

- The amount of heat the vent gases lose as they flow determines how much condensation will occur and how strong the draft will be. To control the heat losses, proper selection of venting materials is of vital importance.
- Double-wall Type B Gas Vent, with an aluminum inner wall and a galvanized steel outer wall, has proven to be the ideal choice in venting materials.

Vent Termination Chart

Using listed Type B Gas Vent caps may terminate in accordance with this table.

Roof Pitch	Minimum Height	
	Feet	Meters
Flat to 7/12	1	0.30
Over 7/12 to 8/12	1.5	0.46
Over 8/12 to 9/12	2	0.61
Over 9/12 to 10/12	2.5	0.76
Over 10/12 to 11/12	3.25	0.99
Over 11/12 to 12/12	4	1.22
Over 12/12 to 14/12	5	1.52
Over 14/12 to 16/12	6	1.83
Over 16/12 to 18/12	7	2.13
Over 18/12 to 20/12	7.5	2.29
Over 20/12 to 21/12	8	2.44

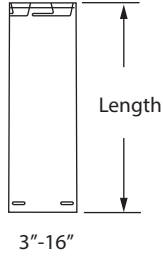
Gas Vent Specification Chart

Item	Clearances	Maximum Height	Outer Tube Ø	Materials	Locking Device	UL Listing	ULC Listing
Type B Vent Round 3"-8"	1 inch to combustibles	100 feet	5/8" larger than ID	Inner - .012" Aluminum Outer - .018" Galvanized	DuraLock	MH6357	CMH1276
Round 10" to 16" See note 2	1 inch to combustibles	100 feet	1" larger than ID	Inner - .016" Aluminum Outer - .021" Galvanized	TwistLock Screws	MH6357	CMH1276
Round 18" to 30"	1 inch to combustibles	100 feet	2" larger than ID See note 5	Inner - .020" Aluminum Outer - .021" Galvanized	Screws	MH6357	CMH1276
Oval Type B Vent 4" and 5"	2" x 4" & 2" x 6" stud wall and 1 inch to combustibles	See Note 3	2 1/2" x 7 1/4" 3 1/8" x 10 7/8"	Inner - .012" Aluminum Outer - .018" Galvanized	Button Lock	MH6357	CMH1276
Oval Type B Vent 6"	2" x 6" stud wall and 1 inch to combustibles	See Note 3	3 1/4" x 12"	Inner - .012" Aluminum Outer - .018" Galvanized	Button Lock	MH6357	CMH1276
Type B Vent 3" to 6" Round Liner	0"/Masonry	50 feet	5/8" larger than ID	Inner - .012" Aluminum Outer - .018" Galvanized	DuraLock	MH14420 MH6357	CMH1407
DuraFlex AL Gas Relining 3" to 6"	0"/Masonry	50 feet	1/4" larger than ID	.010" Aluminum Flex	Screws DuraLock	MH14420	--
DuraConnect 3" to 6"	1 inch to combustibles	See Note 4	1/4" larger than ID	.010" Aluminum Flex .018" Galvalume	DuraLock	MH14089	--
DuraConnect II 3" to 6"	1 inch to combustibles	See Note 4	1/4" larger than ID	.010" Aluminum Flex .018" Galvalume	DuraLock	MH14089	--

NOTES
1. Clearance to combustibles is the air space between vent and combustibles.
2. Maximum height varies with equipment over 50', for taller applications refer to SDV sizing handbook (L202). 14"-16" Pipe require screws.
3. When oval is used on wall furnaces, minimum height required from bottom of furnace to cap is 12", minimum 16" stud space.
4. Limited by sizing tables.
5. 18" pipe OD is one inch larger than ID and 20" - 30" OD is 2" greater than ID.

Round Type B Gas Vent

Round Rigid Pipe

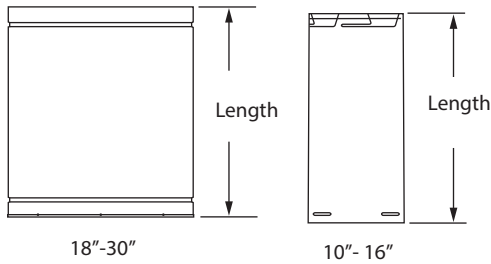


Use for venting listed natural gas or liquid propane Category I, draft hood appliances, or appliances that have been specifically tested and listed to use Type B Gas Vent. The appliances listed typically use Type B Gas Vent systems, but not always: Furnaces, Water Heaters, Boilers, Room Heaters, Decorative Gas Appliances, and Unit Heaters.

To calculate installed length, subtract 1 1/2" from each connection of vent. A 1" clearance (air space) to combustibles must be maintained. To calculate OD add 5/8".

SIZE	LENGTH	ORDER #	STOCK #	SIZE	LENGTH	ORDER #	STOCK #
3"	6"	3GV06	810002492	6"	6"	6GV06	810002631
3"	12"	3GV12	810002493	6"	12"	6GV12	810002632
3"	18"	3GV18	810002495	6"	18"	6GV18	810002634
3"	24"	3GV24	810002497	6"	24"	6GV24	810002636
3"	36"	3GV36	810002499	6"	36"	6GV36	810002638
3"	48"	3GV48	810002501	6"	48"	6GV48	810002640
3"	60"	3GV60	810002503	6"	60"	6GV60	810002642
4"	6"	4GV06	810002536	7"	6"	7GV06	810002679
4"	12"	4GV12	810002537	7"	12"	7GV12	810002680
4"	18"	4GV18	810002539	7"	18"	7GV18	810002681
4"	24"	4GV24	810002541	7"	24"	7GV24	810002683
4"	36"	4GV36	810002543	7"	36"	7GV36	810002685
4"	48"	4GV48	810002545	7"	48"	7GV48	810002687
4"	60"	4GV60	810002547	7"	60"	7GV60	810002689
5"	6"	5GV06	810002584	8"	12"	8GV12	810002717
5"	12"	5GV12	810002585	8"	18"	8GV18	810002718
5"	18"	5GV18	810002587	8"	24"	8GV24	810002720
5"	24"	5GV24	810002589	8"	36"	8GV36	810002722
5"	36"	5GV36	810002591	8"	48"	8GV48	810002724
5"	48"	5GV48	810002593	8"	60"	8GV60	810002726
5"	60"	5GV60	810002595				

Large Diameter Round Rigid Pipe

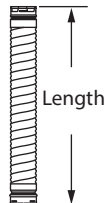


Type B Gas Vent systems may be used on other gas-burning appliances, when specified by appliance manufacturer. Type B Gas Vent is not used for Category II, III, or IV gas appliances, unless specified by appliance manufacturer.

To calculate installed length, subtract 1 1/2" (for 10"-16" diameter) and 1 1/8" (for 18"-30" diameter) from each connection of vent. A 1" clearance (air space) to combustible materials must be maintained. 18"-30" diameters are built to order and can not be returned.

SIZE	LENGTH	ORDER #	STOCK #	O.D.
10"	18"	10GV18	810002751	11"
10"	36"	10GV36	810002753	11"
12"	18"	12GV18	810002769	13"
12"	36"	12GV36	810002770	13"
14"	18"	14GV18	810002783	15"
14"	36"	14GV36	810002784	15"
16"	18"	16GV18	810002794	17"
16"	36"	16GV36	810002795	17"
18"	18"	18GV18	810002805	20"
18"	36"	18GV36	810002806	20"
20"	18"	20GV18	810002816	22"
20"	36"	20GV36	810002817	22"
22"	18"	22GV18	810002827	24"
22"	36"	22GV36	810002828	24"
24"	18"	24GV18	810002838	26"
24"	36"	24GV36	810002839	26"
26"	18"	26GV18	810002849	28"
26"	36"	26GV36	810002850	28"
28"	18"	28GV18	810002859	30"
28"	36"	28GV36	810002860	30"
30"	18"	30GV18	810002869	32"
30"	36"	30GV36	810002870	32"

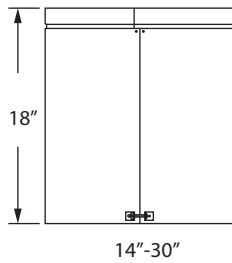
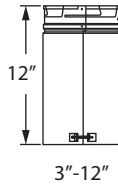
Flex Pipe



Use for offsets when relining a masonry chimney with DuraVent Type B Gas Vent. Add 5/8" for OD.

SIZE	LENGTH	ORDER #	STOCK #
4"	5'	4GV60F	810002549
5"	5'	5GV60F	810002597
6"	5'	6GV60F	810002644

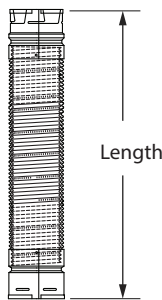
Round Adjustable Pipe



Use to add length to a straight length of Type B Gas Vent. 12" adds 3"-10" of length, 18" adds 10"-16" of length. Requires a 2" overlap.

SIZE	LENGTH	ORDER #	STOCK #	SIZE	LENGTH	ORDER #	STOCK #
3"	3" - 10"	3GV12A	810002505	16"	10" - 16"	16GV18A	810002796
4"	3" - 10"	4GV12A	810002550	18"	10" - 16"	18GV18A	810002807
5"	3" - 10"	5GV12A	810002598	20"	10" - 16"	20GV18A	810002818
6"	3" - 10"	6GV12A	810002645	22"	10" - 16"	22GV18A	810002829
7"	3" - 10"	7GV12A	810002691	24"	10" - 16"	24GV18A	810002840
8"	3" - 10"	8GV12A	810002728	26"	10" - 16"	26GV18A	810002851
10"	3" - 10"	10GV12A	810002755	28"	10" - 16"	28GV18A	810002861
12"	3" - 10"	12GV12A	810002772	30"	10" - 16"	30GV18A	810002871
14"	10" - 16"	14GV18A	810002785				

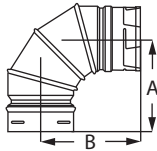
DuraConnect II - Double-Wall Flex Connector



Use as a connector system to replace rigid gas vent with a flexible section. DuraConnect II can be used when Type B gas vent double-wall connector is required. Not to be enclosed and cannot penetrate through walls, floors, or ceilings. Twist-lock connectors on each end.

SIZE	LENGTH	ORDER #	STOCK #
3"	12"	3DV12DW	810002953
3"	24"	3DV24DW	810002954
3"	36"	3DV36DW	810002955
3"	48"	3DV48DW	810002956
3"	60"	3DV60DW	810002957
4"	12"	4DV12DW	810002958
4"	24"	4DV24DW	810002959
4"	36"	4DV36DW	810002960
4"	48"	4DV48DW	810002961
4"	60"	4DV60DW	810002962
5"	12"	5DV12DW	810002963
5"	24"	5DV24DW	810002964
5"	36"	5DV36DW	810002965
5"	48"	5DV48DW	810002966
5"	60"	5DV60DW	810002967
6"	12"	6DV12DW	810002968
6"	24"	6DV24DW	810002969
6"	36"	6DV36DW	810002970
6"	48"	6DV48DW	810002971
6"	60"	6DV60DW	810002972

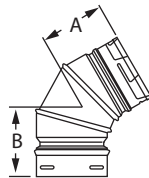
90° Adjustable Elbow



Offsets obstructions as needed. Elbows (3"-8") swivel 360° at base. 90° Elbow is adjustable from 0° to 90° in sizes 3"-10". Elbows must be supported when installed.

SIZE	ORDER #	STOCK #	A	B
3"	3GVL90	810002506	5 1/2"	5 1/4"
4"	4GVL90	810002551	6"	5 1/2"
5"	5GVL90	810002599	6 1/2"	6 1/2"
6"	6GVL90	810002646	6 3/4"	6 3/4"
7"	7GVL90	810002692	7 3/4"	7 1/2"
8"	8GVL90	810002729	7 3/4"	7 1/2"
10"	10GVL90	810002756	10 1/4"	9 5/8"

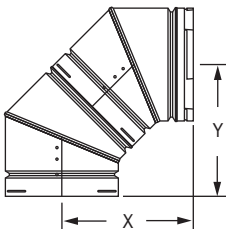
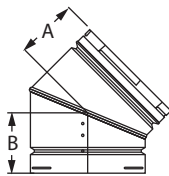
45°/60° Adjustable Elbow



Offsets obstructions as needed. Elbows swivel 360° at base. 45°/60° Elbow is adjustable from 0° to 60°. Elbows must be supported when installed.

SIZE	ORDER #	STOCK #	A	B
3"	3GVL45	810002507	4"	4"
4"	4GVL45	810002552	4 1/2"	4 1/2"
5"	5GVL45	810002600	4 1/2"	4 1/2"
6"	6GVL45	810002647	5"	5"

45° Elbow

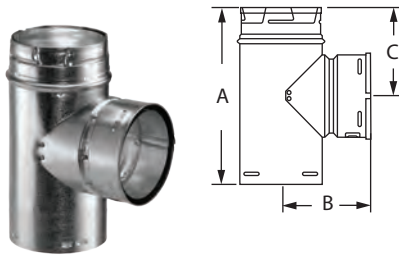


90° offset using two 45° Elbows

Offsets obstructions as needed. 45° Elbow in size 7"-30". Elbows up to 10" are adjustable. Sizes 12" and larger are not adjustable. Elbows must be supported when installed.

SIZE	ORDER #	STOCK #	A	B	X	Y
7"	7GVL45	810002693	4 3/4"	4 3/4"	10 1/2"	10 1/2"
8"	8GVL45	810002730	4 3/4"	4 3/4"	10 1/4"	10 1/4"
10"	10GVL45	810002757	5 1/2"	5 3/4"	--	--
12"	12GVL45	810002773	6 1/8"	6 1/4"	13 7/8"	14"
14"	14GVL45	810002786	6 1/2"	6 7/8"	14 7/8"	15 1/4"
16"	16GVL45	810002797	7 1/4"	7 3/8"	16 1/2"	16 1/2"
18"	18GVL45	810002808	9"	8 1/2"	20 1/8"	21 7/8"
20"	20GVL45	810002819	9"	8 3/8"	20 1/4"	21 3/4"
22"	22GVL45	810002830	8 1/2"	9 3/4"	20 3/8"	21 5/8"
24"	24GVL45	810002841	9 1/2"	9 3/4"	21"	21 7/8"
26"	26GVL45	810002852	10 1/4"	10 1/4"	21 1/2"	22 3/4"
28"	28GVL45	810002862	9 3/4"	10"	21 1/2"	22 3/4"
30"	30GVL45	810002872	9 3/4"	10"	23 3/4"	24"

Standard Tee



Use for a 90° offset or to combine connectors from two or more appliances into a common vent. Branch swivels for alignment. 3"-8" feature swivel on male end.

SIZE	ORDER #	STOCK #	A	B	C
3"	3GVT	810002508	9"	4 1/2"	4 1/4"
4"	4GVT	810002553	9 7/8"	4 3/4"	4 3/4"
5"	5GVT	810002601	11"	5 1/2"	5 1/4"
6"	6GVT	810002648	12"	5 3/4"	5 5/8"
7"	7GVT	810002694	13"	6 5/16"	6 1/4"
8"	8GVT	810002731	14"	7 3/8"	7"
10"	10GVT	810002758	17 1/2"	8 1/2"	8 3/4"
12"	12GVT	810002774	19 3/4"	10"	9 3/8"
14"	14GVT	810002787	20 7/8"	11"	10 1/2"
16"	16GVT	810002798	24 1/2"	12 1/4"	12 1/4"
18"	18GVT	810002809	29"	15"	15"
20"	20GVT	810002820	32"	16"	16"
22"	22GVT	810002831	33"	17"	17"
24"	24GVT	810002842	35"	18"	18"
26"	26GVT	810002853	35 1/2"	18 1/2"	17 3/4"
28"	28GVT	810002863	36"	19"	18 1/2"
30"	30GVT	810002873	41 1/2"	20 1/2"	20 3/4"


Reduction Tee



Attaches smaller pipe to branch and larger pipe to body. Use for a 90° offset or to combine connectors from two or more appliances into a common vent. Branch swivels for alignment.

SIZE	ORDER #	STOCK #	SIZE	ORDER #	STOCK #	SIZE	ORDER #	STOCK #
4"	4GVTR3	810002554	14"	14GVTR8	810010114	22"	22GVTR18	810010142
5"	5GVTR3	810002603	14"	14GVTR10	810010110	22"	22GVTR20	810010143
5"	5GVTR4	810002602	14"	14GVTR12	810010111	24"	24GVTR12	810010146
6"	6GVTR3	810002650	16"	16GVTR7	810010118	24"	24GVTR14	810010147
6"	6GVTR4	810002649	16"	16GVTR8	810010119	24"	24GVTR16	810010148
6"	6GVTR5	810002677	16"	16GVTR10	810010115	24"	24GVTR18	810010149
7"	7GVTR3	810002716	16"	16GVTR12	810010116	24"	24GVTR20	810010150
7"	7GVTR4	810002715	16"	16GVTR14	810005178	26"	26GVTR12	810010154
7"	7GVTR5	810002714	18"	18GVTR7	810010127	26"	26GVTR14	810010155
7"	7GVTR6	810002713	18"	18GVTR8	810010128	26"	26GVTR18	810010156
8"	8GVTR4	810002749	18"	18GVTR10	810010120	26"	26GVTR22	810010158
8"	8GVTR5	810002748	18"	18GVTR12	810010121	26"	26GVTR24	810010159
8"	8GVTR6	810002747	18"	18GVTR14	810010122	28"	28GVTR12	810010162
8"	8GVTR7	810002746	18"	18GVTR16	810010123	28"	28GVTR14	810010163
10"	10GVTR4	810005188	20"	20GVTR8	810010137	28"	28GVTR20	810010164
10"	10GVTR5	810010210	20"	20GVTR10	810005179	28"	28GVTR22	810010165
10"	10GVTR6	810005189	20"	20GVTR12	810010129	28"	28GVTR24	810010166
10"	10GVTR7	810010211	20"	20GVTR14	810010130	30"	30GVTR12	810010168
10"	10GVTR8	810005190	20"	20GVTR16	810010131	30"	30GVTR18	810010170
12"	12GVTR6	810005192	20"	20GVTR18	810010132	30"	30GVTR20	810010171
12"	12GVTR7	810010214	22"	22GVTR10	810010138	30"	30GVTR26	810010172
12"	12GVTR8	810010215	22"	22GVTR12	810010139	30"	30GVTR28	810010173
14"	14GVTR6	810005177	22"	22GVTR14	810010140			
14"	14GVTR7	810010113	22"	22GVTR16	810010141			

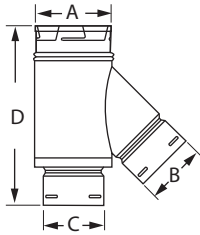
Tee Cap



Use to cap Standard Tee or Increaser Tee. Remove Tee Cap to inspect the system; clean out debris or collected condensate from the common vent. Fits on inner liner.

SIZE	ORDER #	STOCK #	SIZE	ORDER #	STOCK #
3"	3GVTC	810002509	16"	16GVTC	810002799
4"	4GVTC	810002555	18"	18GVTC	810002810
5"	5GVTC	810002604	20"	20GVTC	810002821
6"	6GVTC	810002651	22"	22GVTC	810002832
7"	7GVTC	810002695	24"	24GVTC	810002843
8"	8GVTC	810002732	26"	26GVTC	810002854
10"	10GVTC	810002759	28"	28GVTC	810002864
12"	12GVTC	810002775	30"	30GVTC	810002874
14"	14GVTC	810002788			


Double-Wall Wye - 45° Branch



Use to combine connectors from two or more appliances into a common vent. Branch swivels for alignment. Swivel on male end. Additional sizes available through special order.

SIZE	ORDER #	STOCK #	A	B	C	D
4" x 4" x 3"	4GVY43	810002556	4 1/2"	4 5/8"	3 5/8"	13 7/8"
4" x 4" x 4"	4GVY44	810002557	4 1/2"	4 5/8"	4 5/8"	13 7/8"
4" x 3" x 4"	4GVY34	810002558	4 1/2"	3 5/8"	4 5/8"	10 3/4"
5" x 3" x 4"	5GVY34	810002605	5 1/2"	3 5/8"	4 5/8"	12 1/4"
5" x 4" x 4"	5GVY44	810002606	5 1/2"	4 5/8"	4 5/8"	14"
5" x 4" x 5"	5GVY45	810002607	5 1/2"	4 5/8"	5 5/8"	12"
6" x 3" x 4"	6GVY34	810002652	6 1/2"	3 5/8"	4 5/8"	12 5/8"
6" x 4" x 3"	6GVY43	810002653	6 1/2"	4 5/8"	3 5/8"	13 1/2"
6" x 4" x 4"	6GVY44	810002654	6 1/2"	4 5/8"	4 5/8"	14"
6" x 4" x 5"	6GVY45	810002655	6 1/2"	4 5/8"	5 5/8"	13 1/4"
6" x 3" x 5"	6GVY35	810002656	6 1/2"	3 5/8"	5 5/8"	13 1/4"
6" x 4" x 6"	6GVY46	810002657	6 1/2"	4 5/8"	6 5/8"	12"
7" x 3" x 5"	7GVY35	810002696	7 1/2"	3 5/8"	5 5/8"	12 1/4"

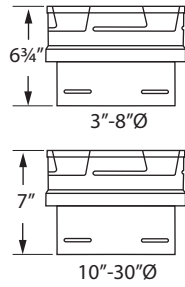
Draft Hood Connector



Use to connect appliance or single-wall connector to vent system.

SIZE	ORDER #	STOCK #	A	B
3"	3GVC	810002510	3"	6"
4"	4GVC	810002559	3"	6"
5"	5GVC	810002608	3"	6"
6"	6GVC	810002658	3"	6"
7"	7GVC	810002697	3"	6"
8"	8GVC	810002733	3"	6"
10"	10GVC	810002760	4"	7 3/8"
12"	12GVC	810002777	4"	7 3/8"
14"	14GVC	810002789	6"	10"
16"	16GVC	810002800	5 3/4"	10"
18"	18GVC	810002811	6"	12"
20"	20GVC	810002822	6"	12"
22"	22GVC	810002833	6"	14 3/4"
24"	24GVC	810002844	6"	14"

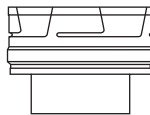
Increaser



Use to increase vent diameter. Additional sizes available through special order.

SIZE	ORDER #	STOCK #	SIZE	ORDER #	STOCK #	SIZE	ORDER #	STOCK #
3" x 4"	3GVX4	810002511	8 x 14"	8GVX14	810005153	14" x 30"	14GVX30	810010222
3" x 5"	3GVX5	810002512	8 x 16"	8GVX16	810005164	16" x 18"	16GVX18	810005166
3" x 6"	3GVX6	810002513	8 x 18"	8GVX18	810005170	16" x 20"	16GVX20	810010074
3" x 7"	3GVX7	810002514	8 x 20"	8GVX20	810010105	16" x 22"	16GVX22	810010177
4" x 5"	4GVX5	810002560	10" x 12"	10GVX12	810002766	16" x 24"	16GVX24	810005183
4" x 6"	4GVX6	810002561	10" x 14"	10GVX8	810005152	16" x 26"	16GVX26	810010189
4" x 7"	4GVX7	810002562	10" x 16"	10GVX16	810005163	16" x 28"	16GVX28	810010198
4" x 8"	4GVX8	810002563	10" x 18"	10GVX18	810005169	16" x 30"	16GVX30	810010221
4" x 10"	4GVX10	810005150	10" x 20"	10GVX20	810005175	18" x 20"	18GVX20	810005172
5" x 6"	5GVX6	810002609	10" x 22"	10GVX22	810010178	18" x 22"	18GVX22	810010176
5" x 7"	5GVX7	810002610	10" x 24"	10GVX24	810010184	18" x 24"	18GVX24	810005182
5" x 8"	5GVX8	810002611	12" x 14"	12GVX14	810005151	18" x 26"	18GVX26	810010188
5" x 10"	5GVX10	810005149	12" x 16"	12GVX16	810005162	18" x 28"	18GVX28	810005187
5" x 12"	5GVX12	810010094	12" x 18"	12GVX18	810005168	18" x 30"	18GVX30	810010220
6" x 7"	6GVX7	810002659	12" x 20"	12GVX20	810005174	20" x 22"	20GVX22	810010175
6" x 8"	6GVX8	810002660	12" x 22"	12GVX22	810005181	20" x 24"	20GVX24	810010183
6" x 10"	6GVX10	810005148	12" x 24"	12GVX24	810005185	20" x 26"	20GVX26	810010187
6" x 12"	6GVX12	810005159	12" x 26"	12GVX26	810010191	20" x 28"	20GVX28	810010197
6" x 14"	6GVX14	810005155	12" x 28"	12GVX28	810010200	20" x 30"	20GVX30	810005193
7" x 8"	7GVX8	810002698	12" x 30"	12GVX30	810010223	22" x 24"	22GVX24	810010182
7" x 10"	7GVX10	810005147	14" x 16"	14GVX16	810005161	22" x 26"	22GVX26	810010186
7" x 12"	7GVX12	810005158	14" x 18"	14GVX18	810005167	22" x 28"	22GVX28	810010196
7" x 14"	7GVX8	810005154	14" x 20"	14GVX20	810005173	22" x 30"	22GVX30	810010219
7" x 16"	7GVX16	810009471	14" x 22"	14GVX22	810005180	24" x 26"	24GVX26	810010185
7" x 18"	7GVX18	810010099	14" x 24"	14GVX24	810005184	24" x 28"	24GVX28	810010195
8 x 10"	8GVX10	810002767	14" x 26"	14GVX26	810010190	24" x 30"	24GVX30	810010218
8 x 12"	8GVX12	810005157	14" x 28"	14GVX28	810010199	26" x 28"	26GVX28	810010194
						26" x 30"	26GVX30	810010217
						28" x 30"	28GVX30	810010216

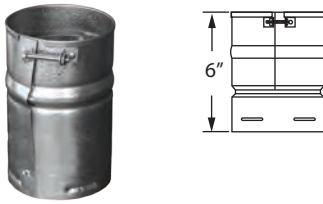
Draft Hood Increaser



Use to increase the vent diameter directly on top of the appliance.

SIZE	ORDER #	STOCK #
3"- 4"	3GVRRA4	810002515
3"- 5"	3GVRRA5	810002516
4"- 5"	4GVRRA5	810002564

Female Adapter



Use to connect listed Type B Gas Vent system manufactured by other companies to existing DuraVent Type B Gas Vent. For adapting to flex see DuraFlex Female Flex Adapter.

SIZE	ORDER #	STOCK #	SIZE	ORDER #	STOCK #
3"	3GVAF	810002517	6"	6GVAF	810002661
4"	4GVAF	810002565	7"	7GVAF	810002699
5"	5GVAF	810002612	8"	8GVAF	810002734


Male Adapter



Use to connect existing DuraVent Type B Gas Vent to a listed Type B Gas Vent system manufactured by other companies. Male adapter can also be used to attach to DuraFlex AL.

SIZE	ORDER #	STOCK #	SIZE	ORDER #	STOCK #
3"	3GVAM	810002518	6"	6GVAM	810002662
4"	4GVAM	810002566	7"	7GVAM	810002700
5"	5GVAM	810002613	8"	8GVAM	810002735

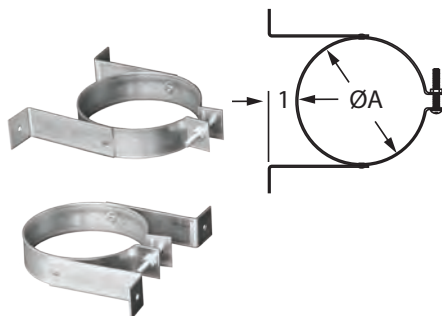
H/C Adapter



Use to connect DuraVent Type B Gas Vent products to an existing listed Type B Gas Vent system, manufactured by other companies using locking ring system.

SIZE	ORDER #	STOCK #
3"	3GVADHC	810002519
4"	4GVADHC	810002567
5"	5GVADHC	810002614
6"	6GVADHC	810002663

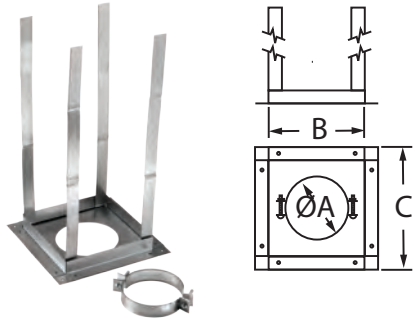
Wall Strap



Use to provide support for offsets and horizontal runs. Recommended every 4' to support vertical common vent. Use also with DuraConnect or DuraConnect II. 10" Type B gas vent (11" OD) uses a 7" DuraPlus Chimney Wall Strap. Wall Strap legs can be rotated 360° to conceal screw.

SIZE	ORDER #	STOCK #	A
3"	3GVWS	810002520	3 5/8"
4"	4GVWS	810002568	4 5/8"
5"	5GVWS	810002615	5 5/8"
6"	6GVWS	810002664	6 5/8"
7"	7GVWS	810002701	7 5/8"
8"	8GVWS	810002736	8 5/8"
10"	7DP-WS	810000590	10 5/8"

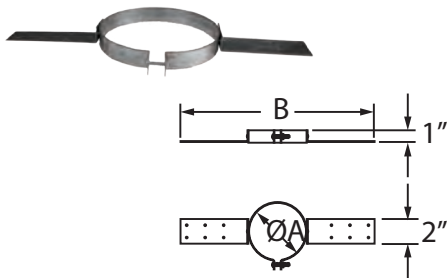
Square Firestop Support



Use to support vent at ceiling level. Includes clamp that supports and prevents pipe sections from slipping down. Provides the mandatory 1" clearance to combustibles. Straps extend 16".

SIZE	ORDER #	STOCK #	A	B	C
3"	3GVRS	810002521	3 3/4"	5 3/4"	7 3/4"
4"	4GVRS	810002569	4 3/4"	6 3/4"	8 3/4"
5"	5GVRS	810002616	5 3/4"	7 3/4"	9 3/4"
6"	6GVRS	810002665	6 3/4"	8 3/4"	10 3/4"
7"	7GVRS	810002702	7 3/4"	9 3/4"	11 3/4"
8"	8GVRS	810002737	8 3/4"	10 3/4"	12 3/4"
10"	10GVRS	810002761	10 3/4"	12 3/4"	14 3/4"
12"	12GVRS	810002779	12 3/4"	14 3/4"	16 3/4"

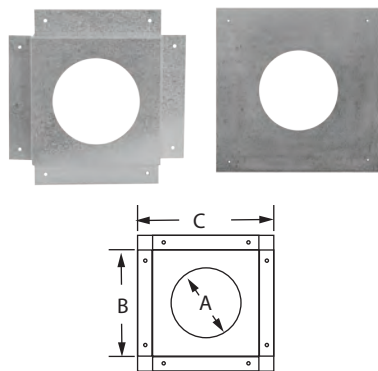
Gas Vent Roof Support



Use to support Type B gas vent pipe at roof level. Can be used when DuraConnect II is installed in attic space.

SIZE	ORDER #	STOCK #	A	B
3"	3GVS	810002522	3 5/8"	14 3/4"
4"	4GVS	810002570	4 5/8"	15 3/4"
5"	5GVS	810002617	5 5/8"	16 3/4"
6"	6GVS	810002666	6 5/8"	17 3/4"

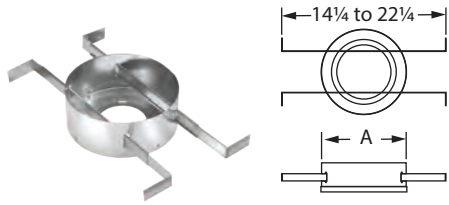
Firestop Spacer ^{updated dimensions}



Use at every ceiling level where Square Firestop Support is not used. 3"-6" style shown in left photo. 7"-12" style shown in right photo.

SIZE	ORDER #	STOCK #	A	B	C
3"	3GVFS	810002523	3 3/4"	5 3/4"	7 3/4"
4"	4GVFS	810002571	4 3/4"	6 3/4"	8 3/4"
5"	5GVFS	810002618	5 3/4"	7 3/4"	9 3/4"
6"	6GVFS	810002667	6 3/4"	8 3/4"	10 3/4"
7"	7GVFS	810002703	7 3/4"	9 3/4"	11 5/8"
8"	8GVFS	810002738	8 3/4"	10 3/4"	12 5/8"
10"	10GVFS	810002762	10 3/4"	12 3/4"	15"
12"	12GVFS	810002776	12 3/4"	14 3/4"	17"


Round Bucket Support



Use to support the Type B gas vent between 16" to 24" on-center joists or rafters. Use with a Draft Hood Connector to transition fitting between single-wall connector and Type B gas vent pipe sections. A Firestop Spacer is required.

SIZE	ORDER #	STOCK #	A
3"- 4"	3GVR54	810002524	7"
5"- 6"	5GVR56	810002619	8"
7"- 8"	7GVR58	810002704	10"

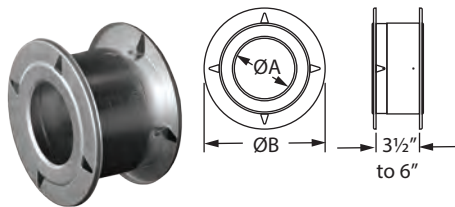
Pipe Collar



Use for decorative purposes. Optional.

SIZE	ORDER #	STOCK #	A
3"	3GVPC	810002525	3 3/4"
4"	4GVPC	810002572	4 3/4"
5"	5GVPC	810002620	5 3/4"
6"	6GVPC	810002668	6 3/4"

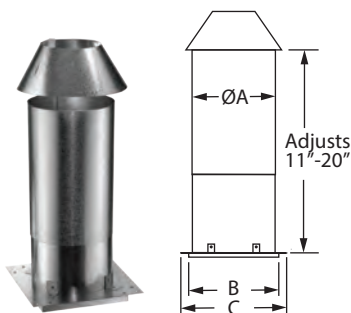
Wall Thimble



Use for through-the-wall system to provide clearances for vent from combustibles. Adjusts from 3 1/2" to 6" to accommodate various wall thicknesses. Larger diameter wall thimbles are field-fabricated. (See local codes for guidelines.)

SIZE	ORDER #	STOCK #	A	B
3"	3GVWT	810002526	3 3/4"	7 1/2"
4"	4GVWT	810002573	4 3/4"	8 1/2"
5"	5GVWT	810002621	5 3/4"	9 1/2"
6"	6GVWT	810002669	6 3/4"	10 1/2"
7"	7GVWT	810002705	7 3/4"	11 1/2"
8"	8GVWT	810002739	8 3/4"	12 1/2"

Attic Insulation Shield



Required for installations that pass through an attic to prevent insulation and debris from accumulating near the vent.

SIZE	ORDER #	STOCK #	A	B	C
3"- 4"	3GVIS	810002527	6 3/4"	7 3/16"	9 1/4"
5"- 6"	5GVIS	810002622	8 3/4"	8 15/16"	11"
7"- 8"	7GVIS	810002706	10 3/4"	10 5/16"	13"


Storm Collar



Use to maintain a weather tight resistant seal between the pipe and the flashing.

SIZE	ORDER #	STOCK #	A	SIZE	ORDER #	STOCK #	A
3"	3GVSC	810002528	3 5/8"	16"	16GVSC	810002801	18"
4"	4GVSC	810002574	4 5/8"	18"	18GVSC	810002812	20"
5"	5GVSC	810002623	5 5/8"	20"	20GVSC	810002823	22"
6"	6GVSC	810002670	6 5/8"	22"	22GVSC	810002834	24"
7"	7GVSC	810002707	7 5/8"	24"	24GVSC	810002845	26"
8"	8GVSC	810002740	8 5/8"	26"	26GVSC	810002855	28"
10"	10GVSC	810002763	11"	28"	28GVSC	810002865	30"
12"	12GVSC	810002778	13"	30"	30GVSC	810002875	32"
14"	14GVSC	810002790	16"				


Adjustable Roof Flashing



Use to weather proof the penetration of vent pipe through the roof. Storm Collar required. Select roof flashing based on pitch of roof. For pitches of 0/12 - 6/12. Made of galvalume.

SIZE	ORDER #	STOCK #	A	B	C
3"	3GVF	810002529	3 5/8"	16"	16"
4"	4GVF	810002575	4 5/8"	17"	17"
5"	5GVF	810002624	5 5/8"	18 3/8"	18 3/8"
6"	6GVF	810002671	6 3/4"	19 1/4"	19 1/4"
7"	7GVF	810002708	7 3/4"	21 1/2"	21 1/2"
8"	8GVF	810002741	8 3/4"	21 1/2"	21 1/2"
10"	10GVF	810002764	11 3/8"	28"	26"
12"	12GVF	810002780	13 1/2"	24"	26"
14"	14GVF	810002791	15"	29 1/2"	29 1/2"
16"	16GVF	810002802	17"	34"	33 1/2"
18"	18GVF	810002813	20"	41"	40"
20"	20GVF	810002824	22"	41"	40"
22"	22GVF	810002835	24"	43"	41 1/2"
24"	24GVF	810002846	26"	43"	44 3/4"
26"	26GVF	810002856	28"	42 3/4"	44 3/4"
28"	28GVF	810002866	30"	48"	50"
30"	30GVF	810002876	32"	50"	52"

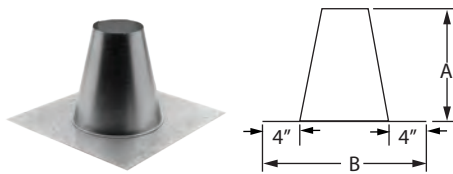
Steep Roof Flashing



Use to weather proof the penetration of vent pipe through the roof. Storm Collar required. Select roof flashing based on pitch of roof. For pitches of 7/12 - 12/12. Made of galvalume.

SIZE	ORDER #	STOCK #	A	B	C
3"	3GVFSR	810002530	3 3/4"	14"	18"
4"	4GVFSR	810002576	4 3/4"	15"	20"
5"	5GVFSR	810002625	5 3/4"	16"	21 3/4"
6"	6GVFSR	810002672	6 3/4"	17 1/2"	23 3/4"
7"	7GVFSR	810002709	7 3/4"	18 1/2"	24"
8"	8GVFSR	810002742	8 3/4"	19"	25 1/2"


Tall Cone Flat Flashing



Use to weather proof the penetration of vent pipe through the roof. Storm Collar required. Select roof flashing based on pitch of roof. Use on flat roofs, chase enclosures, or masonry chimney. Made of galvalume.

SIZE	ORDER #	STOCK #	A	B
3"	3GVFF	810002531	11 1/4"	16"
4"	4GVFF	810002577	11 1/4"	17"
5"	5GVFF	810002626	11 1/4"	18 1/4"
6"	6GVFF	810002673	10 7/8"	18 1/4"
7"	7GVFF	810002710	11 1/4"	21 1/2"
8"	8GVFF	810002743	11 1/4"	21 1/2"
10"	10GVFF	810002765	11 1/4"	25 1/2"
12"	12GVFF	810002781	12"	29 1/2"
14"	14GVFF	810002792	12"	32"
16"	16GVFF	810002803	12"	36"
18"	18GVFF	810002814	12"	36"
20"	20GVFF	810002825	12"	38"
22"	22GVFF	810002836	12"	40"
24"	24GVFF	810002847	12"	44 3/4"
26"	26GVFF	810002857	12"	44 3/4"
28"	28GVFF	810002867	12"	48"
30"	30GVFF	810002877	12"	48"

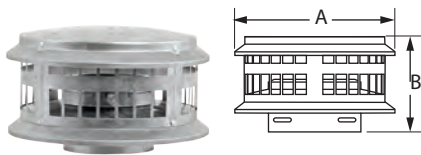
DSA Roof Flashing



Use with metal or tile roofs. Available in Adjustable Roof Flashing style (0/12-6/12). Made of dead soft aluminum. Refer to Roof Flashing tables for dimensions.

SIZE	ORDER #	STOCK #	A	B	C
3"	3GVFDSA	810002533	3 5/8"	19 3/8"	23"
4"	4GVFDSA	810002578	4 5/8"	19 3/8"	23"
5"	5GVFDSA	810002627	5 5/8"	22"	24 13/16"
6"	6GVFDSA	810002674	6 3/4"	22"	24 13/16"

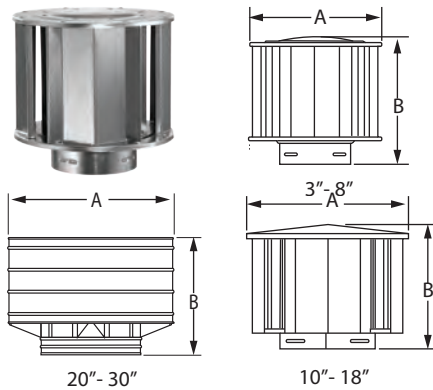
DuraCap



Required where pipe terminates above the roof line. Use for vertical installations only.

SIZE	ORDER #	STOCK #	A	B
3"	3GVDC	810002534	8"	5"
4"	4GVDC	810002579	8"	5"
5"	5GVDC	810002628	11"	7 1/2"
6"	6GVDC	810002675	11"	7 1/2"
7"	7GVDC	810002711	15"	7 1/4"
8"	8GVDC	810002744	15"	7 1/4"

High-Wind Cap



Use for vertical terminations only. Provides improved performance in high wind conditions. For vertical terminations only.

SIZE	ORDER #	STOCK #	A	B
3"	3GVVTH	810002535	7 1/2"	7 1/4"
4"	4GVVTH	810002581	8 1/2"	8 1/4"
5"	5GVVTH	810002629	9 1/2"	9 3/8"
6"	6GVVTH	810002676	10 1/2"	9 1/4"
7"	7GVVTH	810002712	11 1/2"	11 3/4"
8"	8GVVTH	810002745	12 1/2"	12 3/4"
10"	10GVVT	810002768	17 1/2"	16"
12"	12GVVT	810002782	19 1/4"	18 3/4"
14"	14GVVT	810002793	24"	23"
16"	16GVVT	810002804	26"	19 1/2"
18"	18GVVT	810002815	30"	21 1/2"
20"	20GVVT	810002826	34"	23 1/2"
22"	22GVVT	810002837	36"	25 1/2"
24"	24GVVT	810002848	39"	27 1/2"
26"	26GVVT	810002858	44"	29 1/2"
28"	28GVVT	810002868	48"	31 1/2"
30"	30GVVT	810002878	50"	33 1/2"

Oval Type B Gas Vent

Oval Installation Kit

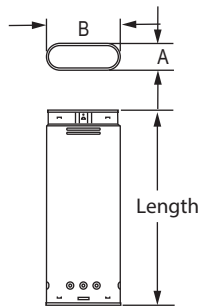


Kit includes: Oval Base Plate and (2) Oval Ceiling Plate Spacers.

Use for wall furnaces installed in a single-story application.

SIZE	ORDER #	STOCK #
4"	4GV0-K	810002879

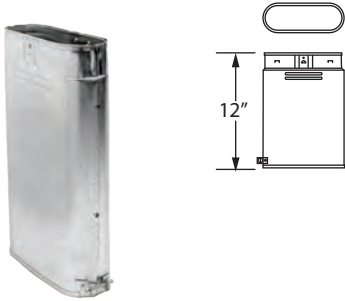
Oval Rigid Pipe



Use for venting listed natural gas or liquid propane Category I, draft hood appliances, or appliances that have been specifically tested and listed to use Type B Gas Vent. The appliances listed typically use Type B Gas Vent systems, but not always: Furnaces, Water Heaters, Boilers, Room Heaters, Decorative Gas Appliances, and Unit Heaters. Designed to be placed within 2" x 4" stud walls (4" and 5" oval pipe). 6" may only be placed in a 2" x 6" 16" O.C. stud space.

SIZE	LENGTH	ORDER #	STOCK #	A	B
4"	6"	4GW06	810002880	2 1/2"	7 1/4"
4"	12"	4GW12	810002881	2 1/2"	7 1/4"
4"	18"	4GW18	810002882	2 1/2"	7 1/4"
4"	24"	4GW24	810002883	2 1/2"	7 1/4"
4"	36"	4GW36	810002884	2 1/2"	7 1/4"
4"	48"	4GW48	810002885	2 1/2"	7 1/4"
4"	60"	4GW60	810002886	2 1/2"	7 1/4"
5"	6"	5GW06	810002906	3 1/8"	10 7/8"
5"	12"	5GW12	810002907	3 1/8"	10 7/8"
5"	18"	5GW18	810002908	3 1/8"	10 7/8"
5"	24"	5GW24	810002909	3 1/8"	10 7/8"
5"	36"	5GW36	810002910	3 1/8"	10 7/8"
5"	48"	5GW48	810002911	3 1/8"	10 7/8"
5"	60"	5GW60	810002912	3 1/8"	10 7/8"
6"	6"	6GW06	810002930	3 1/4"	11 7/8"
6"	12"	6GW12	810002931	3 1/4"	11 7/8"
6"	18"	6GW18	810002932	3 1/4"	11 7/8"
6"	36"	6GW36	810002934	3 1/4"	11 7/8"
6"	48"	6GW48	810002935	3 1/4"	11 7/8"


Oval Adjustable Pipe



Use to add length to a straight length of Oval Type B Gas Vent Pipe. Adjusts from 4"-10". Requires a 2" overlap.

SIZE	LENGTH	ORDER #	STOCK #
4"	12"	4GW12A	810002887
5"	12"	5GW12A	810002913
6"	12"	6GW12A	810002937


Oval Increaser



Use to increase oval vent diameter.

SIZE	ORDER #	STOCK #
4" x 5"	4GWX5	810002888
5" x 6"	5GWX6	810002914
4" x 6"	4GWX6	810002938

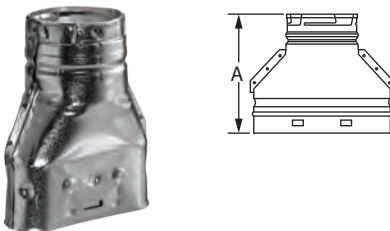
Round-To-Oval Adapter



Use to convert from round to oval vent.

SIZE	ORDER #	STOCK #	A
3" to 4"	4GWAR3	810002889	9 1/4"
4"	4GWARO	810002890	9 1/4"
5"	5GWARO	810002915	9 3/8"
6"	6GWARO	810002939	11 1/2"

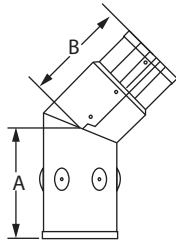
Oval-To-Round Adapter



Use to convert from oval to round vent.

SIZE	ORDER #	STOCK #	A
4"	4GWAOR	810002891	9 1/4"
5"	5GWAOR	810002916	9 7/8"

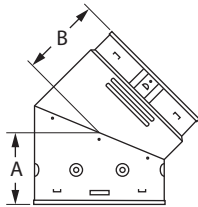
Oval 45° Elbow - Standard



Offsets obstructions as needed. Not adjustable.

SIZE	ORDER #	STOCK #	A	B
4"	4GWL45	810002892	3 5/8"	3 1/2"
5"	5GWL45	810002917	4 1/8"	5"
6"	6GWL45	810002941	5"	5"

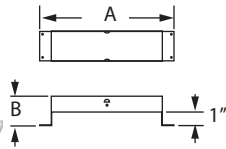
Oval 45° Elbow - Flat



Offsets obstructions as needed. Not adjustable.

SIZE	ORDER #	STOCK #	A	B
4"	4GWL45F	810002893	4 1/2"	4 1/8"
5"	5GWL45F	810002918	5 1/4"	5 5/8"
6"	6GWL45F	810002942	5 3/4"	4 3/4"

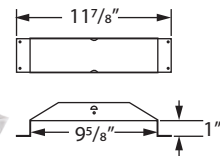
Oval Tee Support - Plain



Use to support and center Oval Tee. Use with Oval Tee Cap.

SIZE	ORDER #	STOCK #	A	B
5"	5GWTS	810002919	13 7/8"	2 1/8"

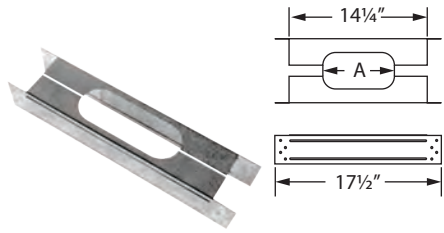
Oval Tee Support - Base Plate



Use to support and center Oval Tee. Use with Oval Tee Cap.

SIZE	ORDER #	STOCK #
4"	4GWPS	810002894

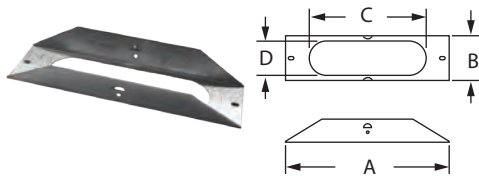
Oval Firestop Spacer



Use to center oval vent in a minimum 16" on-center stud space. Serves as a firestop at the ceiling level. Required in multi-story installations.

SIZE	ORDER #	STOCK #	A
4"	4GWFS	810002895	7 1/2"
4"	4GWFS2X6	810002896	7 1/2"
5"	5GWFS	810002920	11"
5"	5GWFS2X6	810002921	11"


Oval Base Plate



Use to attach oval vent to a wall furnace.

SIZE	ORDER #	STOCK #	A	B	C	D
4"	4GWBP	810002897	9 5/8"	2 3/8"	6 7/8"	2"

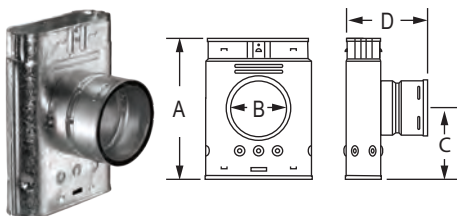
Oval Ceiling Plate Spacer



Use to center the oval vent where Oval Firestop Spacer is not required. (2 plates included.)

SIZE	ORDER #	STOCK #	A	B
4"	4GWCS	810002898	17 1/2"	3"

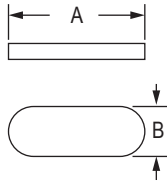
Oval Standard Tee



Use to attach round pipe to oval pipe. Use for a 90° offset or to combine connectors from two or more appliances into a common vent.

SIZE	ORDER #	STOCK #	A	B	C	D
4"	4GWT	810002899	10 1/4"	4"	5 1/4"	6"
5"	5GWT	810002922	11 3/4"	5"	6 1/4"	6 1/4"
6"	6GWT	810002945	12 1/8"	6"	6"	7"

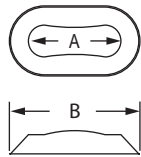
Oval Tee Cap



Use to close off bottom of Oval Tee. Fits on inner liner.

SIZE	ORDER #	STOCK #	A	B
4"	4GWTC	810002901	6 7/8"	2"
5"	5GWTC	810002925	10 3/8"	2 3/4"

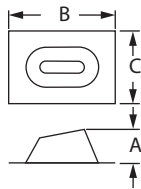
Oval Storm Collar



Use to maintain a weather tight resistant seal between the pipe and the flashing.

SIZE	ORDER #	STOCK #	A	B
4"	4GWSC	810002902	7 1/2"	10 1/4"
5"	5GWSC	810002926	10 3/4"	13 3/8"
6"	6GWSC	810002949	12"	15"

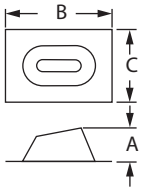
Oval Adjustable Roof Flashing



Use to weather proof the penetration of vent pipe through the roof. Storm Collar required. Select roof flashing based on pitch of roof. For pitches of 0/12 - 6/12. Made of galvalume.

SIZE	ORDER #	STOCK #	A	B	C
4"	4GWF	810002905	3 1/2"	18"	12 1/2"
5"	5GWF	810002927	7 3/4"	25 1/2"	17 1/2"
6"	6GWF	810002950	7 1/8"	25 1/2"	17 1/2"

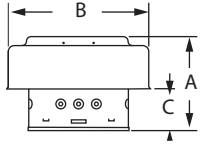
Oval DSA Roof Flashing



Use with metal or tile roofs. Available in Adjustable Roof Flashing style (0/12-6/12). Made of dead soft aluminum. Refer to Roof Flashing tables for dimensions.

SIZE	ORDER #	STOCK #	A	B	C
4"	4GWFDSA	810002904	3 3/4"	28 1/2"	23 1/2"
5"	5GWFDSA	810002928	3 1/2"	30 1/2"	27"
6"	6GWFDSA	810002951	7"	35"	27"

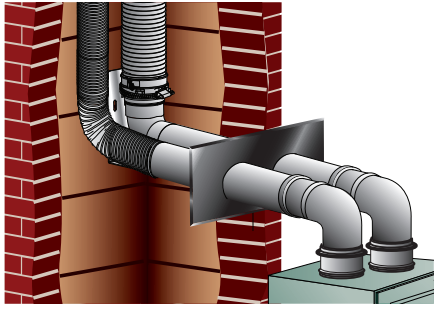
Oval Cap



Required where pipe terminates above the roof line. Use for vertical installations only.

SIZE	ORDER #	STOCK #	A	B	C
4"	4GWVT	810002903	6 1/8"	10"	2 3/4"
5"	5GWVT	810002929	7 1/2"	15 1/4"	3 3/4"
6"	6GWVT	810002952	7 1/2"	15 1/4"	4"

DuraFlex® - Aluminum



Need An Air Intake Solution? Create Your Own Kit

Order Diameter DuraFlex AL length, Hanger Bracket, Coupler and Wall Plate for Twin Pipe. (2" Air intake will require a 2"-3" Increaser: 2PPS-X3)

- (1) DuraFlex AL Length: DFA-25, DFA-35, or DFA-50
- (1) Hanger Bracket: DFA-FCB
- (1) Coupler: DFA-FCP
- (1) Wall Plate for Twin Pipe: PPS-WPT

DuraFlex AL Kit



Kit includes: DuraFlex AL Length, DuraFlex AL Cap, DuraFlex Top Plate, and DuraFlex Mortar Sleeve. Flex lengths available in 25' and 35'.

SIZE	25' FLEX		35' FLEX	
	ORDER #	STOCK #	ORDER #	STOCK #
3"	3DFA-25K	810002973	3DFA-35K	810002974
4"	4DFA-25K	810002975	4DFA-35K	810002976
5"	5DFA-25K	810002977	5DFA-35K	810002978
5 1/2"	55DFA-25K	810002979	55DFA-35K	810002980
6"	6DFA-25K	810002981	6DFA-35K	810002982
7"	7DFA-25K	810002983	7DFA-35K	810002984
8"	8DFA-25K	810002985	8DFA-35K	810002986

DuraFlex AL - Aluminum Length



Use with Category I gas-burning appliances with draft hood. UL 1777 aluminum liner. Flex lengths available in 25', 35', and 50'.

SIZE	25' FLEX		35' FLEX		50' FLEX	
	ORDER #	STOCK #	ORDER #	STOCK #	ORDER #	STOCK #
3"	3DFA-25	810002987	3DFA-35	810002988	3DFA-50	810002989
4"	4DFA-25	810002997	4DFA-35	810002998	4DFA-50	810002999
5"	5DFA-25	810003007	5DFA-35	810003008	5DFA-50	810003009
5 1/2"	55DFA-25	810003017	55DFA-35	810003018	55DFA-50	810003019
6"	6DFA-25	810003026	6DFA-35	810003027	6DFA-50	810003028
7"	7DFA-25	810003036	7DFA-35	810003037	7DFA-50	810003038
8"	8DFA-25	810003046	8DFA-35	810003047	8DFA-50	810003048

DuraFlex AL - Aluminum Length



For use as air intake only. Aluminum flex liner available in 25', 35', and 50' flex lengths. Constructed of single-wall (1-ply) aluminum.

SIZE	25' FLEX		35' FLEX		50' FLEX	
	ORDER #	STOCK #	ORDER #	STOCK #	ORDER #	STOCK #
2"	2DFA-25	810004434	2DFA-35	810009458	2DFA-50	810009459

Coupler



Use to connect DuraFlex AL lengths to PolyPro. To be used in combustion air only. PPS-PAC may be used to secure connection.

SIZE	ORDER #	STOCK #
3"	3DFA-FCP	810004452
4"	4DFA-FCP	810004435

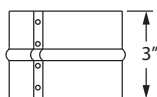
Hanger Bracket



Use to secure and hang DuraFlex AL lengths from top of enclosure. To be used on combustion air only. Must be used with FCT Chimney Cap or FK Lining Kit.

SIZE	ORDER #	STOCK #
3" - 4"	DFA-FCB	810004451

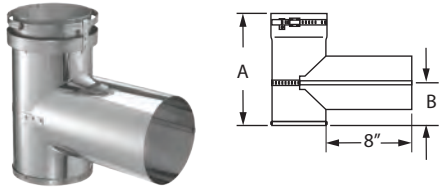
DuraFlex AL Coupling



Use to connect DuraFlex AL lengths to appliance, type B gas vent, or flex lengths.

SIZE	ORDER #	STOCK #	SIZE	ORDER #	STOCK #
3"	3DFA-FC	810002992	6"	6DFA-FC	810003029
4"	4DFA-FC	810003000	7"	7DFA-FC	810003039
5"	5DFA-FC	810003010	8"	8DFA-FC	810003049
5 1/2"	55DFA-FC	810003020			


DuraFlex AL Tee w/ Cap



Use to attach to flex pipe with a fast connect band. Removable branch connects to the tee body with an internal fast connect band.

SIZE	ORDER #	STOCK #	A	B
3"	3DFA-T	810002991	8"	3"
4"	4DFA-T	810003001	9"	4"
5"	5DFA-T	810003011	9"	4"
5 1/2"	55DFA-T	810003021	10"	5"
6"	6DFA-T	810003030	10"	5"
7"	7DFA-T	810003040	11"	5"
8"	8DFA-T	810003050	12 1/2"	6"

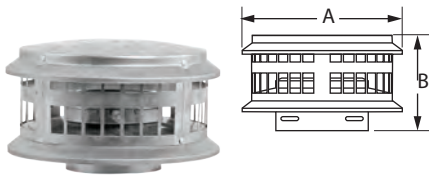
DuraFlex AL Top Plate



Use to seal the top of the masonry chimney.

SIZE	ORDER #	STOCK #	A	SIZE	ORDER #	STOCK #	A
3"	3DFA-TP	810002994	4"	6"	6DFA-TP	810003031	7"
4"	4DFA-TP	810003002	5"	7"	7DFA-TP	810003041	8"
5"	5DFA-TP	810003012	6"	8"	8DFA-TP	810003051	9"
5 1/2"	55DFA-TP	810003022	6 1/2"				

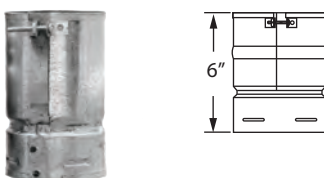
DuraFlex AL Cap



Use to terminate a relining system at the top of the masonry chimney. Supports flex with a fast connect band. Designed to fasten to flex length with fast connect band. No screws required.

SIZE	ORDER #	STOCK #	A	B
3"	3DFA-VC	810002990	8"	5"
4"	4DFA-VC	810003003	8"	5"
5"	5DFA-VC	810003013	11"	7 1/2"
5 1/2"	55DFA-VC	810003023	11"	7 1/2"
6"	6DFA-VC	810003032	15"	7 1/4"
7"	7DFA-VC	810003042	15"	7 1/4"
8"	8DFA-VC	810003052	15"	9 5/8"

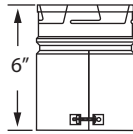
Female Flex Adapter



Use to connect DuraVent Type B Gas Vent products to DuraFlex AL.

SIZE	ORDER #	STOCK #	SIZE	ORDER #	STOCK #
3"	3DFA-FA	810002993	6"	6DFA-FA	810003033
4"	4DFA-FA	810003004	7"	7DFA-FA	810003043
5"	5DFA-FA	810003014	8"	8DFA-FA	810003053

Male Adapter



Use to connect DuraFlex AL to DuraVent Type B Gas Vent products.

SIZE	ORDER #	STOCK #	SIZE	ORDER #	STOCK #
3"	3GVAM	810002518	6"	6GVAM	810002662
4"	4GVAM	810002566	7"	7GVAM	810002700
5"	5GVAM	810002613	8"	8GVAM	810002735

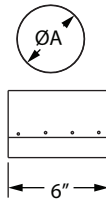
Universal B-vent To Aluminum Flex Adapter



Use to connect DuraFlex AL flex to any brand of B-vent.

SIZE	ORDER #	STOCK #	SIZE	ORDER #	STOCK #
3"	3DFA-ADBV	810007024	6"	6DFA-ADBV	810007027
4"	4DFA-ADBV	810007025	7"	7DFA-ADBV	810007028
5"	5DFA-ADBV	810007026	8"	8DFA-ADBV	810007029

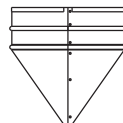
DuraFlex Mortar Sleeve



Use to protect DuraFlex when passing length through a masonry wall.

SIZE	ORDER #	STOCK #	A
3"	3DFS-MS	810002425	4"
4"	4DFS-MS	810002433	5"
5"	5DFS-MS	810002443	6"
5 1/2"	55DFS-MS	810002452	6 1/2"
6"	6DFS-MS	810002462	7"
7"	7DFS-MS	810002471	8"
8"	8DFS-MS	810002479	9"

DuraFlex Flex Puller



Use with a rope to guide DuraFlex lengths down masonry chimney.

SIZE	ORDER #	STOCK #	SIZE	ORDER #	STOCK #
3"	3DFS-FP	810002426	6"	6DFS-FP	810002463
4"	4DFS-FP	810002434	7"	7DFS-FP	810002472
5"	5DFS-FP	810002444	8"	8DFS-FP	810002480
5 1/2"	55DFS-FP	810002453			

Unit Heater Kit

Horizontal Unit Heater Kit



Use to horizontally vent unit heaters. Call for pricing.

Kit includes Appliance Adapter, 3"-4" Appliance Adapter/Increaser, 12" and (3) 24" Pipe Lengths, (2) 45° Elbows, Horizontal Round Cap, and Wall Thimble.

SIZE	ORDER #	STOCK #
4"	4UHK-KVNT	810006013

NEW FasNSeal® 80/90

**Exhausts 90+ condensing appliances with
Type B atmospheric units within the same vent.**

FasNSeal® & FasNSeal® W2

**Single-wall and double-wall special gas vent
systems. UL 1738 and ULC S636.**

FasNSeal® Flex

**Flexible chimney liner for special gas vent
system. UL 1738 and UL 1777.**

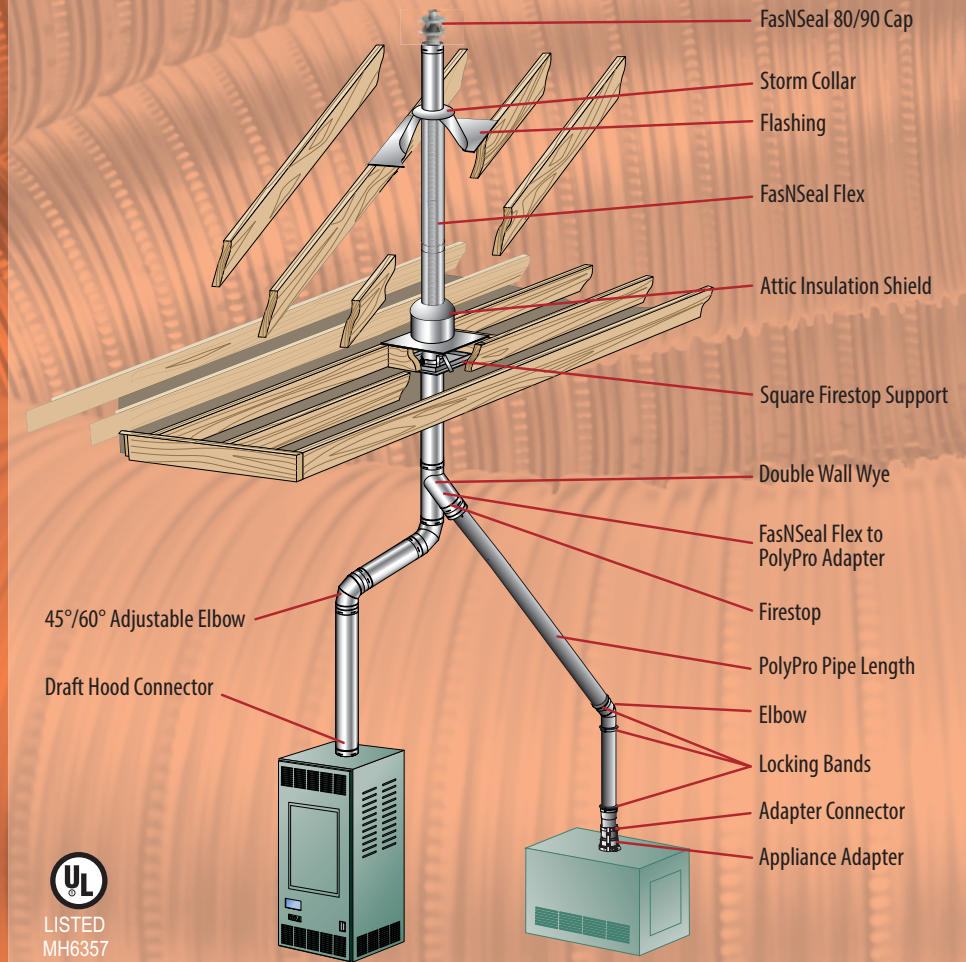


FASNSEAL 80/90

Change to High Efficiency? Utilize Your Existing Common Vent!

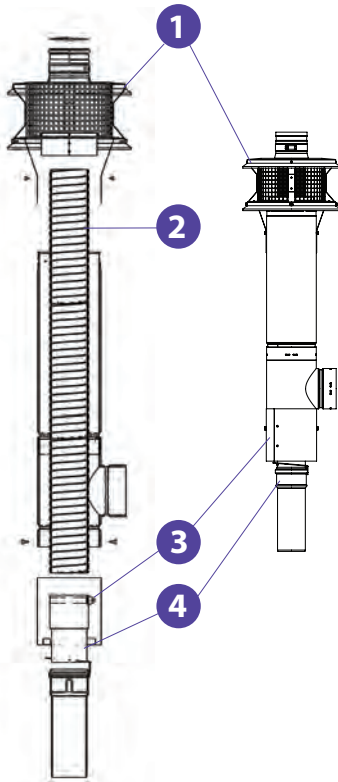
LISTINGS

M&G DuraVent's FNS 80/90 Combination Cat I and Cat IV gas vent system is designed and UL listed for use with approved M&G DuraVent / Security Chimneys special gas vent components only! Listed to applicable portions of ULC S636/UL1777, and UL441.

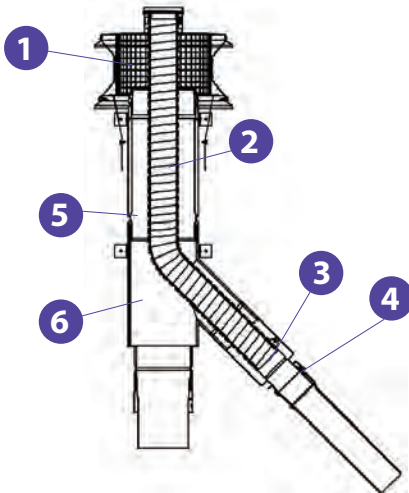


FasNSeal 80/90 Feature	Benefit
Available in 5" - 8" B Vent Diameters.	Fits most residential common vent systems.
Approved for installation in other manufacturers B Vent, with listed Cat I adapters available.	Unmatched installation flexibility.
SS flex has smooth inner wall.	Superior flow performance allowing longer runs before upsizing, and superior condensate management.
Corrosion resistant SS steel flex liner.	Withstands high temperatures inside Cat I vent.
Dual path (Cat I / Cat IV) termination cap.	Warm Cat I exhaust helps reduce icing on condensing Cat IV exhaust.
Engineered sizing guidance for combined system.	Addition of SS flex to "orphaned" common vent system helps reduce oversizing issues, enhances draft of remaining Cat I appliance.
Compatible with portfolio of M&G DuraVent special gas vent products, including PolyPro and FNS.	Utilize exiting appliance adapters, current appliance approvals.
Vertical Termination.	Eliminates issues with Horizontal terminations, including wind effects, icing, code issues, etc.
Combined Cat I / Cat IV vent system takes up no additional space.	No additional building penetrations required, no disturbing finished internal spaces, etc.
UL tested, listed engineered system.	Industry first (and only) listing of it's kind.

STRAIGHT UP INSTALLATION



WYE INSTALLATION



Description	Order #	Stock #
B-Vent Firestop 3		
3x2 B-Vent Firestop	FSFS-GVPP32	810012604
4x2 B-Vent Firestop	FSFS-GVPP42	810012605
4x3 B-Vent Firestop	FSFS-GVPP43	810012606
5x2 B-Vent Firestop	FSFS-GVPP52	810012607
5x3 B-Vent Firestop	FSFS-GVPP53	810012608
5x4 B-Vent Firestop	FSFS-GVPP54	810012609
6x2 B-Vent Firestop	FSFS-GVPP62	810012610
6x3 B-Vent Firestop	FSFS-GVPP63	810012611
6x4 B-Vent Firestop	FSFS-GVPP64	810012612
6x5 B-Vent Firestop	FSFS-GVPP65	810012613
Universal Female Adapter 5		
3" Female Adapter	3GVAF	810002517
4" Female Adapter	4GVAF	810002565
5" Female Adapter	5GVAF	810002612
6" Female Adapter	6GVAF	810002661
7" Female Adapter	7GVAF	810002699
8" Female Adapter	8GVAF	810002734
Double Wall Wye 45° Branch 6		
4"x4"x3" Double Wall Wye	4GVY43	810002556
4"x4"x4" Double Wall Wye	4GVY44	810002557
4"x3"x4" Double Wall Wye	4GVY34	810002558
5"x3"x4" Double Wall Wye	5GVY34	810002605
5"x4"x4" Double Wall Wye	5GVY44	810002606
5"x4"x5" Double Wall Wye	5GVY45	810002607
6"x3"x4" Double Wall Wye	6GVY34	810002652
6"x4"x3" Double Wall Wye	6GVY43	810002653
6"x4"x4" Double Wall Wye	6GVY44	810002654
6"x4"x5" Double Wall Wye	6GVY45	810002655
6"x3"x5" Double Wall Wye	6GVY35	810002656
6"x4"x6" Double Wall Wye	6GVY46	810002657
7"x3"x5" Double Wall Wye	7GVY35	810002696



Annular Space - Effective Remaining B Vent Diamter				
	Ø2" Cat IV Liner	Ø3" Cat IV Liner	Ø4" Cat IV Liner	Ø5" Cat IV Liner
5" B Vent	4"	3"	N/A	N/A
6" B Vent	5"	4"	4"	N/A
7" B Vent	6"	5"	5"	4"
8" B Vent	6"	6"	6"	5"

Description	Order #	Stock #
Vertical Terminations 1		
Ø5"x2" Combo Cap	FSCC52	810010327
Ø5"x3" Combo Cap	FSCC53	810010328
Ø6"x2" Combo Cap	FSCC62	810010329
Ø6"x3" Combo Cap	FSCC63	810010330
Ø6"x4" Combo Cap	FSCC64	810010331
Ø7"x2" Combo Cap	FSCC72	810010332
Ø7"x3" Combo Cap	FSCC73	810010333
Ø7"x4" Combo Cap	FSCC74	810010334
Ø8"x2" Combo Cap	FSCC82	810010335
Ø8"x3" Combo Cap	FSCC83	810010336
Ø8"x4" Combo Cap	FSCC84	810010337
Ø7"x5" Combo Cap	FSCC75	810012622
Ø8"x5" Combo Cap	FSCC85	810012623
FasNSeal Flex 2		
Ø2"x20' FasNSeal Flex	2FSFLEX-20	810012522
Ø2"x25' FasNSeal Flex	2FSFLEX-25	810012523
Ø2"x30' FasNSeal Flex	2FSFLEX-30	810012524
Ø2"x35' FasNSeal Flex	2FSFLEX-35	810012525
Ø2"x50' FasNSeal Flex	2FSFLEX-50	810012558
Ø2"x200' FasNSeal Flex	2FSFLEX-200	810012559
Ø2"x20' FasNSeal Flex	2FSFLEX-200	810012559
Ø2" Custom FNS Flex	2FSFLEX-XX	810012526
Ø3" x 20' FasNSeal Flex	3FSFLEX-20	810003100
Ø3" x 25' FasNSeal Flex	3FSFLEX-25	810003101
Ø3" x 30' FasNSeal Flex	3FSFLEX-30	810003102
Ø3" x 35' FasNSeal Flex	3FSFLEX-35	810003103
Ø3" x 200" FasNSeal Flex	3FSFLEX-200	810003104
Ø4" x 20' FasNSeal Flex	4FSFLEX-20	810003151
Ø4" x 25' FasNSeal Flex	4FSFLEX-25	810003152
Ø4" x 30' FasNSeal Flex	4FSFLEX-30	810003153
Ø4" x 35" FasNSeal Flex	4FSFLEX-35	810003154
Ø4" x 200" FasNSeal Flex	4FSFLEX-200	810003155
Ø5" x 20' FasNSeal Flex	5FSFLEX-20	810003208
Ø5" x 25' FasNSeal Flex	5FSFLEX-25	810003209
Ø5" x 30' FasNSeal Flex	5FSFLEX-30	810003210
Ø5" x 35" FasNSeal Flex	5FSFLEX-35	810003211
Ø5" x 125" FasNSeal Flex	5FSFLEX-125	810003212
PP to FNS Flex Adapter 4		
2" PP to FNS Flex Adapter	FSASMM-PP-2	810009850
3" PP to FNS Flex Adapter	FSASMM-PP-3	810010261
4" PP to FNS Flex Adapter	FSASMM-PP-4	810010262
5" PP to FNS Flex Adapter	FSASMM-PP-5	810010263

Specifications

Applications

FasNSeal and FasNSeal Flex is for use with natural gas or propane Categories II, III and IV appliances or Canada's Type BH Gas Vent Systems, having a maximum rated operating temperature of 480°F and a maximum positive pressure of 15" (FasNSeal Flex 6") water column. FasNSeal can be used on a wide range of applications, including: high efficiency gas boilers, furnaces, booster heaters, pool heaters, water heaters, unit heaters, or tankless water heaters.

FasNSeal W2 is ideal for use on commercial applications such as: office buildings, medical facilities, condos, or multiple unit apartment complexes where there is the need for low clearances to combustibles. In residential applications, FasNSeal W2 is the perfect solution for running between floor joists or in walls.

Materials and Construction

FasNSeal

3"-7": AL29-4C .016"
8"-12": AL29-4C .019"
14"-24": AL29-4C .024"

FasNSeal Flex

Single strip double layer super-ferritic stainless steel (totalling .010").

FasNSeal W2

3"-6": AL29-4C stainless steel .016" inner wall, stainless steel .016" outer wall.
7": AL29-4C stainless steel .016" inner wall, stainless steel .024" outer wall.
8"-12": AL29-4C stainless steel .019" inner wall, stainless steel .024" outer wall.
14"-24": AL29-4C stainless steel .024" inner wall, stainless steel .024" outer wall.

Diameters

FasNSeal (single- and double-wall)

3"-24"

FasNSeal Flex 3"-12"

Listings

FasNSeal (single- and double-wall)
UL Listed to UL 1738 and ULC S636.

FasNSeal Flex UL Listed to UL 1738 and UL 1777 and ULC S636.

UL 1738 and ULC S636 Systems

FasNSeal & FasNSeal W2

All FasNSeal (single-wall) and FasNSeal W2 (double-wall) vent lengths and components feature patented built-in mechanical locking band and triple-lipped directional gaskets. All pipes and components are engineered with smooth clean welds located 90° from mechanical locking bands. This construction feature allows for ease of installation. The 1/2" air space between the inner and outer wall on FasNSeal W2 helps to reduce the clearance to combustibles in addition to creating a heat shield for additional safety.

All FasNSeal components which come in contact with exhaust gases and condensates are now silicone free. This important design and manufacturing feature greatly reduces the chances of system breakdown and failure. The main problems with silicone are there are too many adhesion factors which are very difficult to control and the process of binding similar materials with an epoxy, which can weaken the bond over time. Welded seams ensure a leak-free product that is meant to last.

FasNSeal Flex

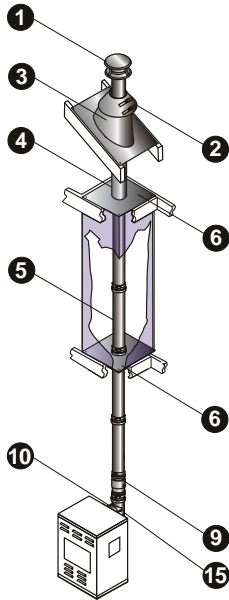
Made from super-ferritic stainless steel. Corrosion resistant. Manufactured with a sure-seal locking seam for superior strength and flexibility. The smooth inner-wall provides for no output reduction, allowing for full appliance efficiency, ease of cleaning and regular maintenance. The smooth inner wall optimizes gas flow, minimizes back pressure, and facilitates condensate management. Flexible chimney liner is listed to UL 1738 standard.



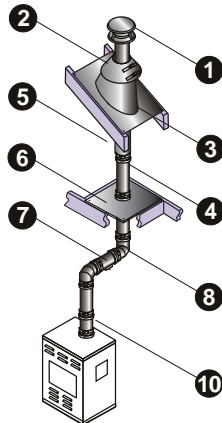
Typical Installations

Installation Key

1	Rain Cap	9	Universal Condensate Drain
2	Storm Collar	10	Appliance Adapter
3	Variable Pitch Roof Flashing	11	Top Plate*
4	Vent Length	12	Female Flex Adapter
5	Adjustable Vent Length	13	FasNSeal Flex
6	Firestop/Flat Flashing	14	Male Flex Adapter
7	Horizontal Drip Tee	15	Standard Tee
8	Elbow		

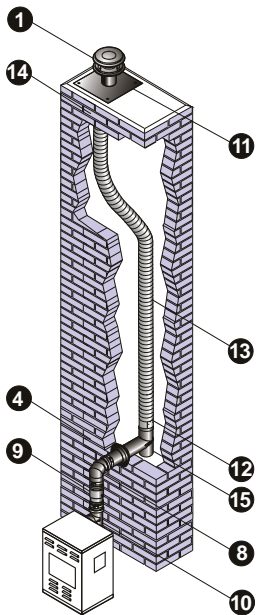


Multi-Story
FasNSeal

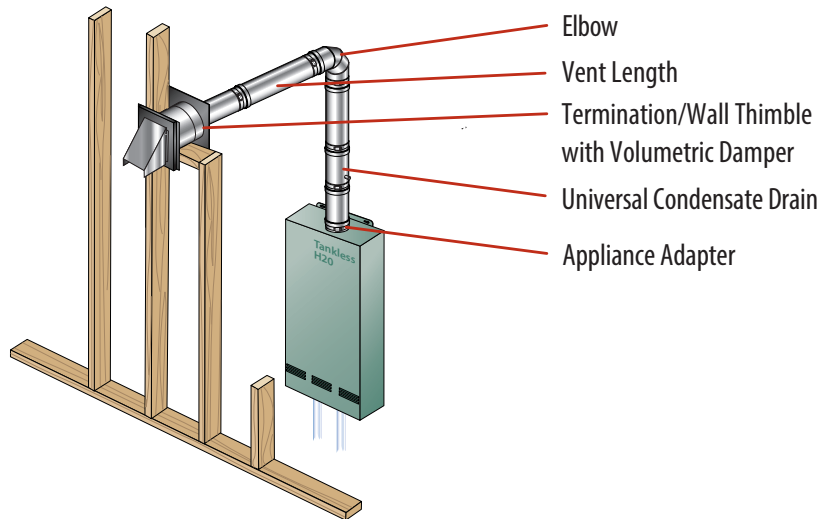


Offset
FasNSeal

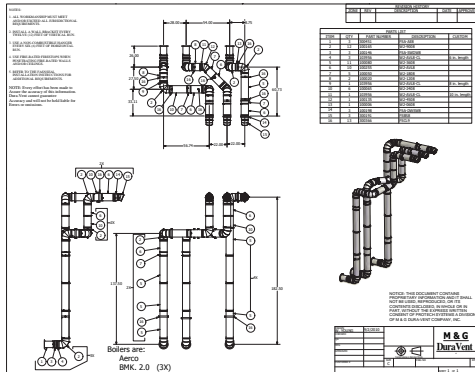
Refer to our Typical Venting Installation drawings to select the appropriate component parts for your installation.



Offset with Tee
FasNSeal Flex & FasNSeal



Commercial Applications



Commercial projects may require custom parts and unique system designs. DuraVent offers complete project assistance:

- **Engineering Services:** Personalized system design services offer comprehensive CAD submittal drawing and complete bills of materials.
- **Custom Parts:** If your project requires innovative solutions, contact DuraVent for custom parts that meet your specific project needs.
- **FasNSeal W2:** FasNSeal W2 is the ideal choice for commercial applications where there is a need for low clearances to combustibles.
- **Up to 24" Vent Diameters:** Many commercial applications require large diameter systems due to the units size and output. Large diameters are available in single and double wall, featuring FasNSeal's triple lipped directional gaskets and built-in locking band which provides a safe and convenient installation.


Clearances Chart

FasNSeal					
Rated Operating Temperatures		Enclosed		Unenclosed	
		Horizontal	Vertical	Horizontal	Vertical
3" - 4"	194°F \ 90°C (Canada Only)	0"		0"	
	300°F / 149°C	Sides: 8"/203.2mm Top: 12"/304.8mm Bottom: 4"/101.6mm	4" 101.6mm	1" / 25.4mm	
	480°F / 249°C			3" / 76.2mm	1" / 25.4mm
5" - 24"	194°F / 90°C (Canada Only)	0"		0"	
	300°F \ 149°C	Noncombustible Enclosure		3" / 76.2mm	3" / 76.2mm
	480°F \ 249°C			3" / 76.2mm	3" / 76.2mm
FasNSeal W2					
Rated Operating Temperatures		Enclosed		Unenclosed	
		Horizontal	Vertical	Horizontal	Vertical
3" - 4"	194°F (Canada Only)	0"	0"	0"	0"
	300°F	3"	1"	1"	1"
	400°F	6"	1"	3"	1"
	480°F	6"	4"	3"	1"
5" - 16"	194°F (Canada Only)	0"	0"	0"	0"
	300°F	3"	1"	1"	1"
	400°F	6"	1"	3"	1"
	480°F	6"	6"	3"	3"

Rated Operating Temperature of 300°F = Max Flue Gas Temperature of 375°F
 Rated Operating Temperature of 480°F = Max Flue Gas Temperature of 550°F

FasNSeal® - Single-Wall

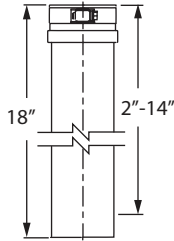
Vent Length



Use to vent category II, III and IV appliances.

SIZE	ORDER #	STOCK #	A	B	SIZE	ORDER #	STOCK #	A	B
3"	FSVL603	810003091	4"	6"	10"	FSVL2410	810003429	22"	24"
3"	FSVL1203	810003092	10"	12"	10"	FSVL3610	810003430	34"	36"
3"	FSVL1803	810003093	16"	18"	12"	FSVL612	810003467	4"	6"
3"	FSVL2403	810003094	22"	24"	12"	FSVL1212	810003468	10"	12"
3"	FSVL3603	810003095	34"	36"	12"	FSVL1812	810003469	16"	18"
4"	FSVL604	810003142	4"	6"	12"	FSVL2412	810003470	22"	24"
4"	FSVL1204	810003143	10"	12"	12"	FSVL3612	810003471	34"	36"
4"	FSVL1804	810003144	16"	18"	14"	FSVL614	810003508	4"	6"
4"	FSVL2404	810003145	22"	24"	14"	FSVL1214	810003509	10"	12"
4"	FSVL3604	810003146	34"	36"	14"	FSVL1814	810003510	16"	18"
5"	FSVL605	810003200	4"	6"	14"	FSVL2414	810003511	22"	24"
5"	FSVL1205	810003201	10"	12"	14"	FSVL3614	810003512	34"	36"
5"	FSVL1805	810003202	16"	18"	16"	FSVL616	810003543	4"	6"
5"	FSVL2405	810003203	22"	24"	16"	FSVL1216	810003544	10"	12"
5"	FSVL3605	810003204	34"	36"	16"	FSVL1816	810003545	16"	18"
6"	FSVL606	810003255	4"	6"	16"	FSVL2416	810003546	22"	24"
6"	FSVL1206	810003256	10"	12"	16"	FSVL3616	810003547	34"	36"
6"	FSVL1806	810003257	16"	18"	18"	FSVL618	810003577	4"	6"
6"	FSVL2406	810003258	22"	24"	18"	FSVL1218	810003578	10"	12"
6"	FSVL3606	810003259	34"	36"	18"	FSVL1818	810003579	16"	18"
7"	FSVL607	810003301	4"	6"	18"	FSVL2418	810003580	22"	24"
7"	FSVL1207	810003302	10"	12"	18"	FSVL3618	810003581	34"	36"
7"	FSVL1807	810003303	16"	18"	20"	FSVL620	810003597	4"	6"
7"	FSVL2407	810003304	22"	24"	20"	FSVL1220	810003598	10"	12"
7"	FSVL3607	810003305	34"	36"	20"	FSVL1820	810003599	16"	18"
8"	FSVL608	810003343	4"	6"	20"	FSVL2420	810003600	22"	24"
8"	FSVL1208	810003344	10"	12"	20"	FSVL3620	810003601	34"	36"
8"	FSVL1808	810003345	16"	18"	22"	FSVL622	810003617	4"	6"
8"	FSVL2408	810003346	22"	24"	22"	FSVL1222	810003618	10"	12"
8"	FSVL3608	810003347	34"	36"	22"	FSVL1822	810003619	16"	18"
9"	FSVL609	810003388	4"	6"	22"	FSVL2422	810003620	22"	24"
9"	FSVL1209	810003389	10"	12"	22"	FSVL3622	810003621	34"	36"
9"	FSVL1809	810003390	16"	18"	24"	FSVL624	810003636	4"	6"
9"	FSVL2409	810003391	22"	24"	24"	FSVL1224	810003637	10"	12"
9"	FSVL3609	810003392	34"	36"	24"	FSVL1824	810003638	16"	18"
10"	FSVL610	810003426	4"	6"	24"	FSVL2424	810003639	22"	24"
10"	FSVL1210	810003427	10"	12"	24"	FSVL3624	810003640	34"	36"
10"	FSVL1810	810003428	16"	18"					

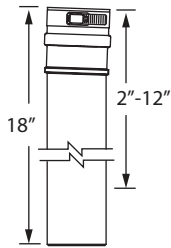
Adjustable Vent Length



Use to add length to straight length of FasNSeal pipe. Adds 2"-14" of length. Requires at least 4" overlap for a secure connection.
Available in Custom Lengths.

SIZE	ORDER #	STOCK #	SIZE	ORDER #	STOCK #
3"	FSAVL3	810003097	12"	FSAVL12	810003472
4"	FSAVL4	810003148	14"	FSAVL14	810003513
5"	FSAVL5	810003205	16"	FSAVL16	810003548
6"	FSAVL6	810003260	18"	FSAVL18	810003582
7"	FSAVL7	810003306	20"	FSAVL20	810003602
8"	FSAVL8	810003348	22"	FSAVL22	810003622
9"	FSAVL9	810003393	24"	FSAVL24	810003641
10"	FSAVL10	810003431			

2° Adjustable Vent Length



Use to facilitate for the 2° pitched required in horizontal runs.
Available in Custom Lengths.

SIZE	ORDER #	STOCK #	SIZE	ORDER #	STOCK #
3"	FSAVL03-2	810003099	9"	FSAVL09-2	810003395
4"	FSAVL04-2	810003150	10"	FSAVL10-2	810003433
5"	FSAVL05-2	810003207	12"	FSAVL12-2	810003474
6"	FSAVL06-2	810003262	14"	FSAVL14-2	810003515
7"	FSAVL07-2	810003308	16"	FSAVL16-2	810003550
8"	FSAVL08-2	810003350			

FasNSeal Flex



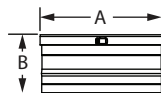
Use to vent Category II,III and IV gas burning appliances. Listed to UL 1738. Can only be used in vertical or near vertical runs.

Custom lengths are available for 3"-12" diameters. Minimum length of 10' for custom orders. Maximum length of 50' for 3" - 9" diameter custom orders and 25' for 10" and 12" diameter custom orders. Must be ordered in 10' increments. Use with FasNSeal components only.

SIZE	20'		25'		30'		35'	
	Order #	Stock #	Order #	Stock #	Order #	Stock #	Order #	Stock #
3"	3FSFLEX-20	810003100	3FSFLEX-25	810003101	3FSFLEX-30	810003102	3FSFLEX-35	810003103
4"	4FSFLEX-20	810003151	4FSFLEX-25	810003152	4FSFLEX-30	810003153	4FSFLEX-35	810003154
5"	5FSFLEX-20	810003208	5FSFLEX-25	810003209	5FSFLEX-30	810003210	5FSFLEX-35	810003211
6"	6FSFLEX-20	810003263	6FSFLEX-25	810003264	6FSFLEX-30	810003265	6FSFLEX-35	810003266
7"	7FSFLEX-20	810003309	7FSFLEX-25	810003310	7FSFLEX-30	810003311	7FSFLEX-35	810003312
8"	8FSFLEX-20	810003351	8FSFLEX-25	810003352	8FSFLEX-30	810003353	8FSFLEX-35	810003354
SIZE	50'		100'		125'		200'	
	Order #	Stock #	Order #	Stock #	Order #	Stock #	Order #	Stock #
3"	--	--	--	--	--	--	3FSFLEX-200	810003104
4"	--	--	--	--	--	--	4FSFLEX-200	810003155
5"	--	--	--	--	5FSFLEX-125	810003212	--	--
6"	--	--	6FSFLEX-100	810003267	--	--	--	--
8"	8FSFLEX-50	810003355	--	--	--	--	--	--

SIZE	CUSTOM		SIZE	CUSTOM	
	ORDER #	STOCK #		ORDER #	STOCK #
3"	3FSFLEX-XX	810003105	8"	8FSFLEX-XX	810003356
4"	4FSFLEX-XX	810003156	9"	9FSFLEX-XX	810003396
5"	5FSFLEX-XX	810003213	10"	10FSFLEX-XX	810003434
6"	6FSFLEX-XX	810003268	12"	12FSFLEX-XX	810003475
7"	7FSFLEX-XX	810003314			

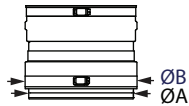
Male Flex Adapter



Use to connect FasNSeal rigid Vent Pipe to FasNSeal Flex at base of masonry chimney or bottom termination.

SIZE	ORDER #	STOCK #	A	B	SIZE	ORDER #	STOCK #	A	B
3"	FSASMM-3	810003140	2 4/5"	3 1/3"	8"	FSASMM-8	810003386	7 4/5"	8 1/3"
4"	FSASMM-4	810003198	3 4/5"	4 1/3"	9"	FSASMM-9	810003424	8 4/5"	9 1/3"
5"	FSASMM-5	810003247	4 4/5"	5 1/3"	10"	FSASMM-10	810003465	9 4/5"	10 1/3"
6"	FSASMM-6	810003299	5 4/5"	6 1/3"	12"	FSASMM-12	810003506	11 4/5"	12 1/3"
7"	FSASMM-7	810003341	6 4/5"	7 1/3"					

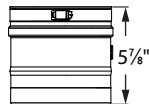
Female Flex Adapter



Use to connect FasNSeal Flex to FasNSeal rigid Vent Pipe at the top of the system.

SIZE	ORDER #	STOCK #	A	B	SIZE	ORDER #	STOCK #	A	B
3"	FSASMF-3	810003141	2 4/5"	3 1/5"	8"	FSASMF-8	810003387	7 4/5"	8 1/5"
4"	FSASMF-4	810003199	3 4/5"	4 1/5"	9"	FSASMF-9	810003425	8 4/5"	9 1/5"
5"	FSASMF-5	810003248	4 4/5"	5 1/5"	10"	FSASMF-10	810003466	9 4/5"	10 1/5"
6"	FSASMF-6	810003300	5 4/5"	6 1/5"	12"	FSASMF-12	810003507	11 4/5"	12 1/5"
7"	FSASMF-7	810003342	6 4/5"	7 1/5"					

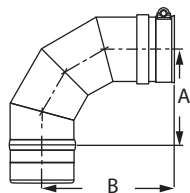
Test Port



Use to test for proper appliance operation without penetrating the vent wall. Easy access to perform flue gas analysis. More options available, see Universal Adapter w/Test Port in FasNSeal Appliance Adapter section.

SIZE	ORDER #	STOCK #	SIZE	ORDER #	STOCK #
3"	FSTP03	810003135	9"	FSTP09	810003422
4"	FSTP04	810003196	10"	FSTP10	810003463
5"	FSTP05	810003245	12"	FSTP12	810003504
6"	FSTP06	810003297	14"	FSTP14	810003541
7"	FSTP07	810003339	16"	FSTP16	810003575
8"	FSTP08	810003384			

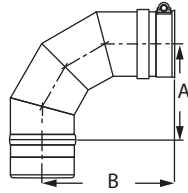
90° Elbow



Use to go from horizontal to vertical runs or vertical to horizontal runs. Use to turn vent 90°.

SIZE	ORDER #	STOCK #	A	B	SIZE	ORDER #	STOCK #	A	B
3"	FSELB9003	810003106	4"	6"	12"	FSELB9012	810003476	8 1/2"	10 1/4"
4"	FSELB9004	810003157	4 1/2"	6 1/4"	14"	FSELB9014	810003516	9 1/2"	11 3/8"
5"	FSELB9005	810003214	5"	6 3/4"	16"	FSELB9016	810003551	11"	12 1/2"
6"	FSELB9006	810003269	5 1/2"	7 1/2"	18"	FSELB9018	810003583	11 1/2"	13 1/8"
7"	FSELB9007	810003315	6 1/8"	7 7/8"	20"	FSELB9020	810003603	12 1/2"	14 1/2"
8"	FSELB9008	810003357	6 1/2"	8 1/4"	22"	FSELB9022	810003623	13 3/8"	15"
9"	FSELB9009	810003397	7"	9"	24"	FSELB9024	810003642	14 1/2"	16 1/8"
10"	FSELB9010	810003435	7 1/2"	9 3/8"					

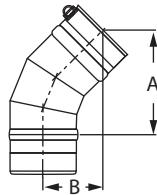
88° Elbow



Use to transition from a vertical to a horizontal run. Stabilizes a 2° pitch towards the condensate drain for good condensate management.

SIZE	ORDER #	STOCK #	A	B	SIZE	ORDER #	STOCK #	A	B
3"	FSELB8803	810003107	4"	6"	9"	FSELB8809	810003398	7"	9"
4"	FSELB8804	810003158	4 1/2"	6 1/4"	10"	FSELB8810	810003436	7 1/2"	9 3/8"
5"	FSELB8805	810003215	5"	6 3/4"	12"	FSELB8812	810003477	8 1/2"	10 1/4"
6"	FSELB8806	810003270	5 1/2"	7 1/2"	14"	FSELB8814	810003517	9 1/2"	11 3/8"
7"	FSELB8807	810003316	6 1/8"	7 7/8"	16"	FSELB8816	810003552	11"	12 1/2"
8"	FSELB8808	810003358	6 1/2"	8 1/4"					

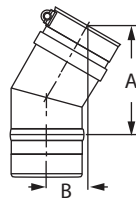
45° Elbow



Offsets obstructions as needed. Allows for better condensate management and less back pressure.

SIZE	ORDER #	STOCK #	A	B	SIZE	ORDER #	STOCK #	A	B
3"	FSELB4503	810003108	5 3/8"	3"	12"	FSELB4512	810003478	8 1/2"	4 1/4"
4"	FSELB4504	810003159	5 5/8"	3 1/8"	14"	FSELB4514	810003518	9 1/4"	4 5/8"
5"	FSELB4505	810003216	6"	3 1/4"	16"	FSELB4516	810003553	10"	4 7/8"
6"	FSELB4506	810003271	6 3/8"	3 3/8"	18"	FSELB4518	810003585	10 1/8"	5"
7"	FSELB4507	810003317	6 3/4"	3 1/2"	20"	FSELB4520	810003605	10 7/8"	5 1/4"
8"	FSELB4508	810003359	7 1/8"	3 5/8"	22"	FSELB4522	810003625	11 5/8"	5 5/8"
9"	FSELB4509	810003399	7 1/2"	3 7/8"	24"	FSELB4524	810003644	12 3/8"	5 7/8"
10"	FSELB4510	810003437	7 7/8"	4"					

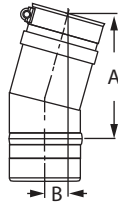
30° Elbow



Offsets obstructions as needed. Allows for better condensate management and less back pressure.

SIZE	ORDER #	STOCK #	A	B	SIZE	ORDER #	STOCK #	A	B
3"	FSELB3003	810003109	4 7/8"	1 7/8"	9"	FSELB3009	810003400	7"	2 1/2"
4"	FSELB3004	810003160	5 1/8"	1 7/8"	10"	FSELB3010	810003438	6 1/2"	2 1/4"
5"	FSELB3005	810003217	5 1/4"	2"	12"	FSELB3012	810003479	7"	2 1/2"
6"	FSELB3006	810003272	5 1/2"	2"	14"	FSELB3014	810003519	7 1/2"	2 1/2"
7"	FSELB3007	810003318	5 7/8"	2"	16"	FSELB3016	810003554	8 1/8"	2 3/4"
8"	FSELB3008	810003360	6 1/8"	2 1/8"					

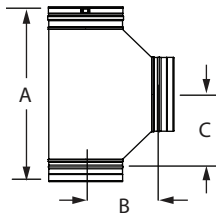
15° Elbow



Offsets obstructions as needed. Allows for better condensate management and less back pressure.

SIZE	ORDER #	STOCK #	A	B	SIZE	ORDER #	STOCK #	A	B
3"	FSELB1503	810003110	4 3/8"	7/8"	9"	FSELB1509	810003401	5 1/4"	1"
4"	FSELB1504	810003161	4 1/2"	1"	10"	FSELB1510	810003439	5 1/4"	1"
5"	FSELB1505	810003218	4 5/8"	7/8"	12"	FSELB1512	810003480	5 1/2"	1"
6"	FSELB1506	810003273	4 3/4"	7/8"	14"	FSELB1514	810003520	5 3/4"	1"
7"	FSELB1507	810003319	4 7/8"	1"	16"	FSELB1516	810003555	6 1/8"	1"
8"	FSELB1508	810003361	5 1/8"	1"					

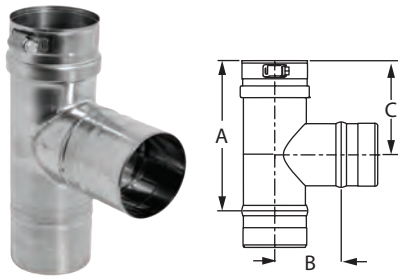
Wide Mouth Boot Tee



Use to transition from horizontal to vertical. Provides improved flue gas flow with angled gradual transitions. Can also be used as a manifold connection to gang boilers into a common vent.

SIZE	ORDER #	STOCK #	A	B	C
4"	FSWBT4	810003164	15 3/4"	7"	6 9/16"
5"	FSWBT5	810003220	16 3/4"	7 1/2"	7 3/16"
6"	FSWBT6	810003275	17 3/4"	8"	7 9/16"
7"	FSWBT7	810003321	18 3/4"	8 1/2"	8 3/16"
8"	FSWBT8	810003363	19 3/4"	9"	8 9/16"
9"	FSWBT9	810003403	20 3/4"	9 1/2"	9 3/16"
10"	FSWBT10	810003441	21 3/4"	10"	9 9/16"
12"	FSWBT12	810003482	23 3/4"	11"	10 9/16"
14"	FSWBT14	810003522	25 3/4"	12"	11 9/16"
16"	FSWBT16	810003557	27 3/4"	13"	12 9/16"
18"	FSWBT18	810003587	29 3/4"	14"	13 9/16"
20"	FSWBT20	810003607	31 3/4"	15"	14 9/16"
22"	FSWBT22	810003627	33 3/4"	16"	15 9/16"
24"	FSWBT24	810003646	35 3/4"	17"	16 9/16"

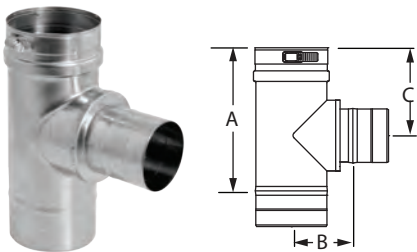
Standard Tee



Use for a 90° offset, or to combine connections from two or more appliances into a common vent. Can also use as a condensate management point when used in conjunction with drain fitting. All Standard Tees are completely welded.

SIZE	ORDER #	STOCK #	A	B	C	SIZE	ORDER #	STOCK #	A	B	C
3"	FST3	810003111	7"	3"	4 1/2"	12"	FST12	810003481	16"	7"	9"
4"	FST4	810003162	8"	3 1/2"	5"	14"	FST14	810003521	20"	8 1/2"	11"
5"	FST5	810003219	10"	4"	6"	16"	FST16	810003556	22"	9 1/2"	12"
6"	FST6	810003274	10"	4 1/2"	6"	18"	FST18	810003586	22 7/8"	11"	12 1/2"
7"	FST7	810003320	12"	5"	7"	20"	FST20	810003606	24 7/8"	12"	13 1/2"
8"	FST8	810003362	14"	5 1/2"	8"	22"	FST22	810003626	26 7/8"	13"	14 1/2"
9"	FST9	810003402	14"	6"	8"	24"	FST24	810003645	28 7/8"	14"	15 1/2"
10"	FST10	810003440	14"	6 1/2"	8"						

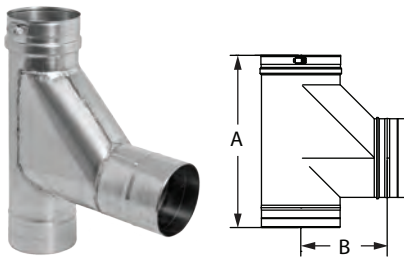
Branch Tee



Use as a Tee increaser or as a manifold connection to gang boilers into a common vent. **Available in custom size combinations.**

SIZE	ORDER #	STOCK #	A	B	C
4" x 4" x 3"	FST04B03	810003112	8 1/10"	3 1/2"	5"
5" x 5" x 3"	FST05B03	810003113	8 1/10"	4"	5 3/5"
6" x 6" x 5"	FST06B05	810003222	10 1/5"	4 1/2"	5 3/4"

Boot Tee

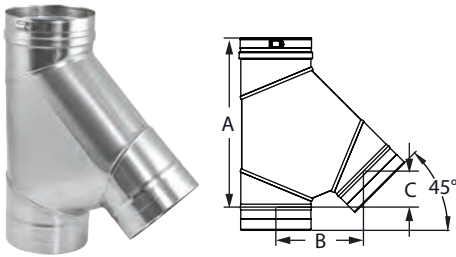


Use to transition from horizontal to vertical with improved flue gas flow.

SIZE	ORDER #	STOCK #	A	B	SIZE	ORDER #	STOCK #	A	B
4"	FSBT4	810003164	11 1/2"	7 1/2"	9"	FSBT9	810003404	16 1/2"	10"
5"	FSBT5	810003221	12 1/2"	8"	10"	FSBT10	810003442	17 1/2"	10 1/2"
6"	FSBT6	810003276	13 1/2"	8 1/2"	12"	FSBT12	810003483	19 1/2"	11 1/2"
7"	FSBT7	810003322	14 1/2"	9"	14"	FSBT14	810003523	21 1/2"	12 1/2"
8"	FSBT8	810003364	15 1/2"	9 1/2"	16"	FSBT16	810003558	23 1/2"	13 1/2"

Single-Wall Wye

***new sizes available**

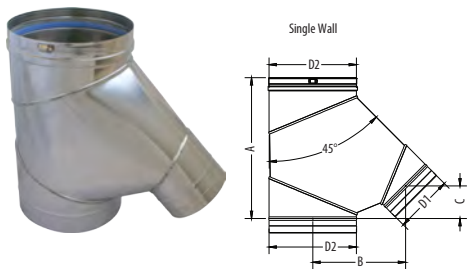


Use in place of any M&G DuraVent tee for a 45° angle instead of 90°; can be used as a manifold connection to gang multiple boilers into a common vent.

SIZE	ORDER #	STOCK #	A	B	C
6"	FSWYE06	810005506	14 1/2"	7 1/2"	3 1/10"
7"	FSWYE07	810007017	16 1/3"	8 3/5"	3 1/2"
8"	FSWYE08	810005507	18"	9 7/10"	4"
9"	FSWYE09	810005508	19 7/10"	10 7/10"	4 2/5"
10"	FSWYE10	810005509	21 2/5"	11 4/5"	4 9/10"
12"	FSWYE12	810005510	24 9/10"	14"	5 4/5"
14"	FSWYE14	810007018	28 3/10"	16 1/10"	6 3/5"
16"	FSWYE16	810009330	31 4/5"	18 1/5"	7 1/2"
18"	FSWYE18	810009331	35 1/5"	20 2/5"	8 3/5"
20"	FSWYE20	810009332	38 3/5"	22 1/2"	9 3/10"
22"	FSWYE22	810007548	42 1/10"	24 7/10"	10 1/5"
24"	FSWYE24	810007129	45 1/2"	26 4/5"	11 1/10"

Single-Wall Increaser Wye

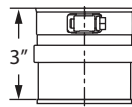
***new part**



Use in place of any tee for a 45° angle instead of 90°. The branch has a smaller diameter, so it can be used to increase to a larger diameter as a manifold connection to gang multiple boilers into a common vent. Maximum diameter increase is 6". Available in custom size combinations.

SIZE	ORDER #	STOCK #	A	B	C
6" x 8"	FSWYE0608	810012530	15 3/8"	9 1/4"	3 3/8"
6" x 10"	FSWYE0610	810012531	16"	10 5/8"	3 5/8"
6" x 12"	FSWYE0612	810012556	17 1/8"	12 1/2"	4"
8" x 10"	FSWYE0810	810012532	18 3/4"	11 3/8"	4 3/8"
8" x 12"	FSWYE0812	810012533	19 3/8"	12 3/4"	4 1/2"
8" x 14"	FSWYE0814	810012557	20"	14 1/4"	4 5/8"
10" x 12"	FSWYE1012	810010236	22 1/4"	13 1/2"	5 1/8"
10" x 14"	FSWYE1014	810012534	22 7/8"	15"	5 3/8"
10" x 16"	FSWYE1016	810010311	23 1/2"	16 3/8"	5 1/2"
12" x 14"	FSWYE1214	810010055	25 5/8"	15 3/8"	6 1/8"

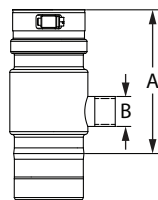
Tee Cap



Use to cap Standard Tee, Branch Tee or Boot Tee. Remove Tee Cap to inspect the system; clean out debris or collected condensate.

SIZE	ORDER #	STOCK #	SIZE	ORDER #	STOCK #
3"	FSTC3	810003114	12"	FSTC12	810003484
4"	FSTC4	810003168	14"	FSTC14	810003524
5"	FSTC5	810003224	16"	FSTC16	810003559
6"	FSTC6	810003277	18"	FSTC18	810003588
7"	FSTC7	810003323	20"	FSTC20	810003608
8"	FSTC8	810003365	22"	FSTC22	810003628
9"	FSTC9	810003405	24"	FSTC24	810003647
10"	FSTC10	810003443			

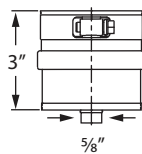
Universal Condensate Drain



Use to properly manage corrosive condensates common with high efficiency gas appliances. For best results, install close to the appliance. Can be used horizontally, vertically, or any angle in between. The top photo shows the 3"-5" diameters with 5/8" straight tube; the bottom photo shows 6"-16" diameters with a 1" IPS Fitting.

SIZE	ORDER #	STOCK #	A	B
3"	FSUCD3	810003115	6 2/5"	5/8"
4"	FSUCD4	810003169	6 2/5"	5/8"
5"	FSUCD5	810003225	6 2/5"	5/8"
6"	FSUCD6	810003278	6 2/5"	1 1/4"
7"	FSUCD7	810003324	6 2/5"	1 1/4"
8"	FSUCD8	810003366	6 2/5"	1 1/4"
9"	FSUCD9	810003406	6 2/5"	1 1/4"
10"	FSUCD10	810003444	6 2/5"	1 1/4"
12"	FSUCD12	810003485	6 2/5"	1 1/4"
14"	FSUCD14	810003525	6 2/5"	1 1/4"
16"	FSUCD16	810003560	6 2/5"	1 1/4"

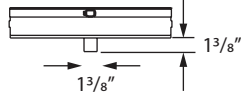
Drain Fitting



Use instead of Tee Cap to manage condensates at the bottom of a vertical run. For vent systems larger than 5", use an IPS Drain Fitting.

SIZE	ORDER #	STOCK #
3"	FSDF3	810003116
4"	FSDF4	810003170
5"	FSDF5	810003226

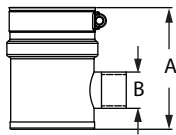
IPS Drain Fitting



Use to connect iron drain pipe to flow acidic condensates to a neutralization tank before disposal. Uses 1" NPT thread.

SIZE	ORDER #	STOCK #	SIZE	ORDER #	STOCK #
3"	FSIPSDF03	810003117	12"	FSIPSDF12	810003486
4"	FSIPSDF04	810003171	14"	FSIPSDF14	810003526
5"	FSIPSDF05	810003227	16"	FSIPSDF16	810003561
6"	FSIPSDF06	810003279	18"	FSIPSDF18	810003589
7"	FSIPSDF07	810003325	20"	FSIPSDF20	810003609
8"	FSIPSDF08	810003367	22"	FSIPSDF22	810003629
9"	FSIPSDF09	810003407	24"	FSIPSDF24	810003648
10"	FSIPSDF10	810003445			

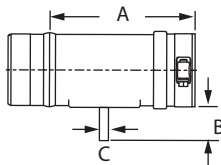
Horizontal Drain Fitting



Use to manage condensates in horizontal runs. Optimal when ganging multiple appliances into a common vent. The top photo shows the 3"-5" diameters with 5/8" straight tube; the bottom photo shows 6"-16" diameters with a 1" IPS Fitting.

SIZE	ORDER #	STOCK #	A	B
3"	FSHDF03	810003118	3 1/2"	5/8"
4"	FSHDF04	810003172	3 1/2"	5/8"
5"	FSHDF05	810003228	3 1/2"	5/8"
6"	FSHDF06	810003280	4 3/8"	1 1/4"
7"	FSHDF07	810003326	4 3/8"	1 1/4"
8"	FSHDF08	810003368	4 3/8"	1 1/4"
9"	FSHDF09	810003408	4 3/8"	1 1/4"
10"	FSHDF10	810003446	4 3/8"	1 1/4"
12"	FSHDF12	810003487	4 3/8"	1 1/4"
14"	FSHDF14	810003527	4 3/8"	1 1/4"
16"	FSHDF16	810003562	4 3/8"	1 1/4"

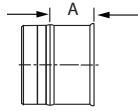
Horizontal Drip Tee



Use to manage condensate in horizontal runs.

SIZE	ORDER #	STOCK #	A	B	C
3"	FSHDT3	810003119	6"	1 1/2"	3/8"
4"	FSHDT4	810003173	6"	1 1/2"	3/8"

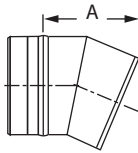
Bird Screen



Use for 3" and 4" standard through-the-wall terminations. Check installation instructions for restrictions on horizontal terminations, such as minimum distance from windows and doors.

SIZE	ORDER #	STOCK #	A
3"	FSBS3	810003120	2"
4"	FSBS4	810003174	2"

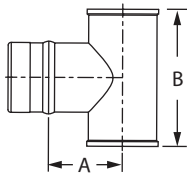
23° Bird Screen



Use for 5" to 16" through-the-wall termination. Deters rain and other elements from entering the vent system. Check installation instructions for restrictions on horizontal terminations, such as minimum distance from windows and doors.

SIZE	ORDER #	STOCK #	A
5"	FSBS5	810003229	4 4/8"
6"	FSBS6	810003281	5 3/8"
7"	FSBS7	810003327	6 2/8"
8"	FSBS8	810003369	7 1/10"
9"	FSBS9	810003409	7 9/10"
10"	FSBS10	810003447	8 7/10"
12"	FSBS12	810003488	10 1/8"
14"	FSBS14	810003528	11 7/10"
16"	FSBS16	810003563	13 1/8"

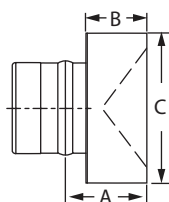
Termination Tee



Use for standard and high-wind through-the-wall terminations. Check installation instructions for restrictions on horizontal terminations, such as minimum distance from windows and doors.

SIZE	ORDER #	STOCK #	A	B
3"	FSTT3	810003121	3"	6"
4"	FSTT4	810003175	3 1/2"	7"
5"	FSTT5	810003230	4"	8"
6"	FSTT6	810003282	4 1/2"	9"


Termination Box



Use for horizontal through-the-wall terminations. Check installation instructions for restrictions on horizontal terminations, such as minimum distance from windows and doors. Larger sizes available, contact customer service.

SIZE	ORDER #	STOCK #	A	B	C
3"	FSTB3	810003122	2 3/10"	2"	5"
4"	FSTB4	810003176	2 3/10"	2"	6"


Wall Thimble w/ Termination Damper



Use for horizontal through-the-wall terminations. Check installation instructions for restrictions on horizontal cap terminations, such as minimum distance from windows and doors. Accommodates wall thickness of 4 1/4" to 8 1/2". Damper prevents backdraft of cold air to appliance. Not a UL Listed component.

SIZE	ORDER #	STOCK #	A
3"	FSWTT3	810003123	6"
4"	FSWTT4	810003177	7"
5"	FSWTT5	810005425	8"

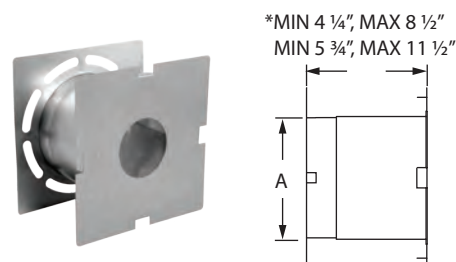
Wall Thimble w/ AVL



Use for through-the-wall termination. Fits between standard wall studs. 3"-5" diameters accommodates wall thickness of 4 1/4" to 8 1/2". 6"-16" diameters accommodate wall thickness of 5 3/4" to 11 1/2". AVL pipe allows for adjustability in length variance.

SIZE	ORDER #	STOCK #	A
3"	FSWT3	810003124	6"
4"	FSWT4	810003178	7"
5"	FSWT5	810003231	8"
6"	FSWT6	810003284	9"
7"	FSWT7	810003328	10"
8"	FSWT8	810003371	11"
9"	FSWT9	810003410	12"
10"	FSWT10	810003448	13"
12"	FSWT12	810003489	15"
14"	FSWT14	810003529	17"
16"	FSWT16	810003564	19"

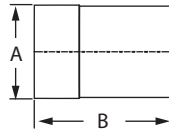
Wall Pass Through



Use for through-the-wall termination. Fits between standard wall studs. 3"-5" diameters accommodates wall thickness of 4 1/4" to 8 1/2". 6"-16" diameters accommodate wall thickness of 5 3/4" to 11 1/2".

SIZE	ORDER #	STOCK #	A	SIZE	ORDER #	STOCK #	A
3"	FSWPT3	810003125	6"	9"	FSWPT9	810003411	12"
4"	FSWPT4	810003179	7"	10"	FSWPT10	810003449	13"
5"	FSWPT5	810003232	8"	12"	FSWPT12	810003490	15"
6"	FSWPT6	810003285	9"	14"	FSWPT14	810003530	17"
7"	FSWPT7	810003329	10"	16"	FSWPT16	810003565	19"
8"	FSWPT8	810003372	11"				

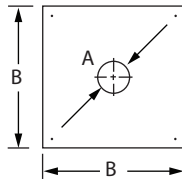

Wall Thimble Sleeve Extension



Use to add 6" of length to Wall Pass Through and Wall Thimble for thicker walls.

SIZE	ORDER #	STOCK #	A
3"	FSWTE3	810003126	6"
4"	FSWTE4	810003180	7"
5"	FSWTE5	810003233	8"
6"	FSWTE6	810003286	9"
7"	FSWTE7	810003330	10"
8"	FSWTE8	810003373	11"
9"	FSWTE9	810003412	12"
10"	FSWTE10	810003450	13"
12"	FSWTE12	810003491	15"
14"	FSWTE14	810003531	17"
16"	FSWTE16	810003566	19"

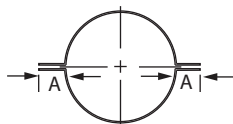
Firestop/Flat Flashing



Use when penetrating floor levels.

SIZE	ORDER #	STOCK #	A	B	SIZE	ORDER #	STOCK #	A	B
3"	FSFS3	810003127	3 3/8"	15"	12"	FSFS12	810003492	12 3/8"	24"
4"	FSFS4	810003181	4 3/8"	15"	14"	FSFS14	810003532	14 3/8"	26"
5"	FSFS5	810003234	5 3/8"	17"	16"	FSFS16	810003567	16 3/8"	28"
6"	FSFS6	810003287	6 3/8"	17"	18"	FSFS18	810003591	18 3/8"	30"
7"	FSFS7	810003331	7 3/8"	19"	20"	FSFS20	810003611	20 3/8"	32"
8"	FSFS8	810003374	8 3/8"	19"	22"	FSFS22	810003631	22 3/8"	34"
9"	FSFS9	810003413	9 3/8"	22"	24"	FSFS24	810003650	24 3/8"	36"
10"	FSFS10	810003451	10 3/8"	22"					

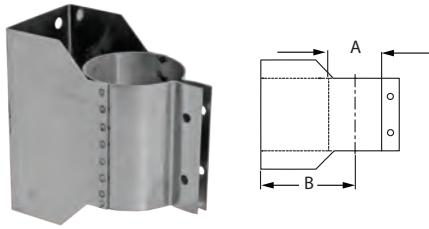
Support Clamp



Use to support vertical and horizontal runs using threaded rod. Recommended every 10' on vertical runs and every 6' in horizontals. Use additional Support Clamps as needed.

SIZE	ORDER #	STOCK #	A	SIZE	ORDER #	STOCK #	A
3"	FSCL3	810003128	1 1/2"	12"	FSCL12	810003493	1 1/2"
4"	FSCL4	810003182	1 1/2"	14"	FSCL14	810003533	1 1/2"
5"	FSCL5	810003288	1 1/2"	16"	FSCL16	810003568	1 1/2"
6"	FSCL6	810003288	1 1/2"	18"	FSCL18	810003592	1 1/2"
7"	FSCL7	810003332	1 1/2"	20"	FSCL20	810003612	1 1/2"
8"	FSCL8	810003375	1 1/2"	22"	FSCL22	810003632	1 1/2"
9"	FSCL9	810003414	1 1/2"	24"	FSCL24	810003651	1 1/2"
10"	FSCL10	810003452	1 1/2"				

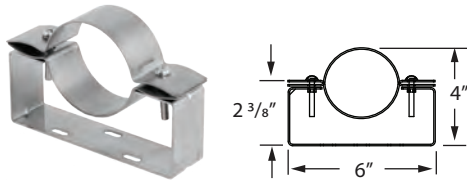
Wall Bracket



Use to support vent pipe or tee sections. Provides proper clearance to combustibles.

SIZE	ORDER #	STOCK #	A	B	SIZE	ORDER #	STOCK #	A	B
3"	FSWB3	810003129	3"	3 1/2"	9"	FSWB9	810003415	9"	6 1/2"
4"	FSWB4	810003183	4"	4"	10"	FSWB10	810003453	10"	7"
5"	FSWB5	810003236	5"	4 1/2"	12"	FSWB12	810003494	12"	8"
6"	FSWB6	810003289	6"	5"	14"	FSWB14	810003534	14"	9"
7"	FSWB7	810003333	7"	5 1/2"	16"	FSWB16	810003569	16"	10"
8"	FSWB8	810003376	8"	6"					

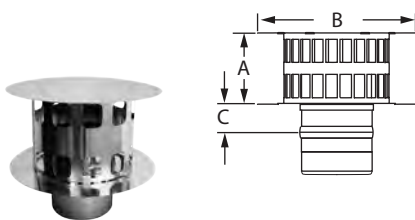
Adjustable Wall Bracket



Use to support vent pipe in lateral and horizontal runs. Assist in achieving proper pitch for condensate management. Adjusts up to 3\"/>

SIZE	ORDER #	STOCK #
3"	FSAWB03	810003130
4"	FSAWB04	810003184

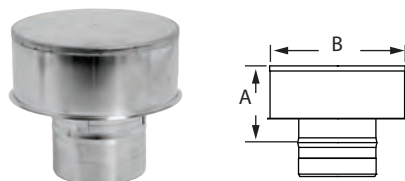
Rain Cap



Use to terminate above the roof line. When terminating above 12" vent diameter use a Termination Cone.

SIZE	ORDER #	STOCK #	A	B	C
3"	FSRC3	810003131	3 1/2"	6 4/5"	1"
4"	FSRC4	810003185	4 1/2"	8 9/10"	1"
5"	FSRC5	810003237	5 4/5"	11 3/10"	1"
6"	FSRC6	810003292	6 4/5"	13 1/2"	1"
7"	FSRC7	810003334	7 4/5"	15 4/5"	1"
8"	FSRC8	810003377	8 4/5"	18"	1"
9"	FSRC9	810003416	10"	20 3/10"	1"
10"	FSRC10	810003454	11"	22 1/2"	1"
12"	FSRC12	810003495	13"	27"	1"

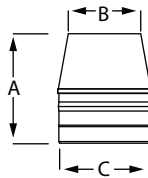
Severe Weather Rain Cap



Use where high winds and horizontal rain are present. For vertical termination only.

SIZE	ORDER #	STOCK #	A	B
4"	FSSWRC04	810003186	6"	7 1/10"

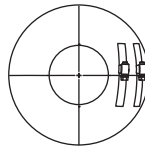
Termination Cone



Use for vertical termination. Creates static back pressure to adjust harmonics. Venturi effect increases velocity of flue gases. Reduced opening provides for a smaller cross section to deter rain from entering the system. **Available in custom size combinations.**

SIZE	ORDER #	STOCK #	A	B	C
5" x 4"	FSCN0504	810003244	6 7/8"	4"	5"
12" x 10"	FSCN1210	810003496	6 7/8"	10"	12"
14" x 12"	FSCN1412	810003535	6 7/8"	12"	14"
16" x 14"	FSCN1614	810003570	6 7/8"	14"	16"
18" x 16"	FSCN1816	810003590	6 7/8"	16"	18"
20" x 18"	FSCN2018	810003610	6 7/8"	18"	20"
22" x 20"	FSCN2220	810003630	6 7/8"	20"	22"
24" x 22"	FSCN2422	810003649	6 7/8"	22"	24"

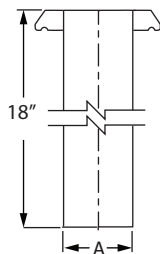
Storm Collar



Use to create a weather tight seal between the pipe and flashing.

SIZE	ORDER #	STOCK #	SIZE	ORDER #	STOCK #
3"	FSC3	810003132	12"	FSC12	810003501
4"	FSC4	810003188	14"	FSC14	810003538
5"	FSC5	810003239	16"	FSC16	810003572
6"	FSC6	810003293	18"	FSC18	810003594
7"	FSC7	810003336	20"	FSC20	810003614
8"	FSC8	810003381	22"	FSC22	810003634
9"	FSC9	810003419	24"	FSC24	810003653
10"	FSC10	810003460			

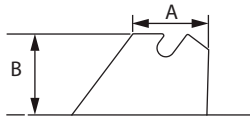

Roof Jack



Use as a heat shield within the flashing. Maintains center-line and clearance to combustibles.

SIZE	ORDER #	STOCK #	A	SIZE	ORDER #	STOCK #	A
3"	FSVRJ3	810003133	4"	12"	FSVRJ12	810003502	13"
4"	FSVRJ4	810003189	5"	14"	FSVRJ14	810003539	15"
5"	FSVRJ5	810003240	6"	16"	FSVRJ16	810003573	17"
6"	FSVRJ6	810003294	7"	18"	FSVRJ18	810003595	19"
7"	FSVRJ7	810003337	8"	20"	FSVRJ20	810003615	21"
8"	FSVRJ8	810003382	9"	22"	FSVRJ22	810005454	23"
9"	FSVRJ9	810003420	10"	24"	FSVRJ24	810003654	25"
10"	FSVRJ10	810003461	11"				

Variable Pitch Roof Flashing



Use to create a weather-tight penetration where the vent pipe passes through the roof. Roof Jack and Storm Collar required. 3"-24"Ø accommodates flat to 9/12 roof pitch.

SIZE	ORDER #	STOCK #	A	B	SIZE	ORDER #	STOCK #	A	B
3"	FSVPF3	810003134	5"	7"	12"	FSVPF12	810003503	14"	7"
4"	FSVPF4	810003190	6"	7"	14"	FSVPF14	810003540	16"	7"
5"	FSVPF5	810003241	7"	7"	16"	FSVPF16	810003574	18"	7"
6"	FSVPF6	810003295	8"	7"	18"	FSVPF18	810003596	20"	28 1/2"
7"	FSVPF7	810003338	9"	7"	20"	FSVPF20	810003616	22"	29 1/2"
8"	FSVPF8	810003383	10"	7"	22"	FSVPF22	810003635	24"	30 1/2"
9"	FSVPF9	810003421	11"	7"	24"	FSVPF24	810003655	26"	31 1/2"
10"	FSVPF10	810003462	12"	7"					

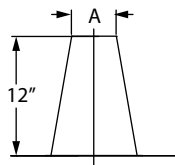

Tall Cone Roof Jack



Use as a heat shield within the flashing. Maintains center-line and clearance to combustibles. Use with Tall Cone Flashings.

SIZE	ORDER #	STOCK #	A	SIZE	ORDER #	STOCK #	A
3"	FSRJ3	810005286	4"	9"	FSRJ9	810005290	10"
4"	FSRJ4	810005287	5"	10"	FSRJ10	810005291	11"
5"	FSRJ5	810005288	6"	12"	FSRJ12	810005292	13"
6"	FSRJ6	810005289	7"	14"	FSRJ14	810005293	15"
7"	FSRJ7	810007023	8"	16"	FSRJ16	810005294	17"
8"	FSRJ8	810005434	9"				

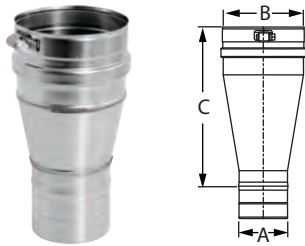
Tall Cone Flashing



Use to create a weather-tight penetration where the vent passes through a flat roof. Roof Jack and Storm Collar required.

SIZE	ORDER #	STOCK #	A	SIZE	ORDER #	STOCK #	A
3"	FSAF3	810005257	4 1/3"	9"	FSAF9	810005263	10 1/3"
4"	FSAF4	810005258	5 1/3"	10"	FSAF10	810005264	11 1/3"
5"	FSAF5	810005259	6 1/3"	12"	FSAF12	810005269	13 1/3"
6"	FSAF6	810005260	7 1/3"	14"	FSAF14	810005270	15 1/3"
7"	FSAF7	810005261	8 1/3"	16"	FSAF16	810005271	17 1/3"
8"	FSAF8	810005262	9 1/3"				

Tapered Increaser



Use to increase vent diameter. Creates a smooth transition for an undistruptive flow. **Available in custom size combinations.**

SIZE	ORDER #	STOCK #	A	B	C
3" x 4"	FS0304TI	810003136	3"	4"	6 $\frac{9}{10}$ "
4" x 5"	FS0405TI	810003191	4"	5"	6 $\frac{9}{10}$ "

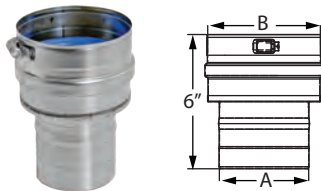
Eccentric Increaser



Use to transition to a larger diameter pipe. Prevents condensate puddling when used on horizontal runs. Aids in reducing formation of condensates. Maximum 10" difference between diameter increase size on both sizes. **Available in custom size combinations.**

SIZE	ORDER #	STOCK #	A	B	C
3" x 4"	FS0304EI	810003137	6"	8"	10 $\frac{3}{8}$ "
4" x 5"	FS0405EI	810003193	4"	5"	7 $\frac{3}{25}$ "

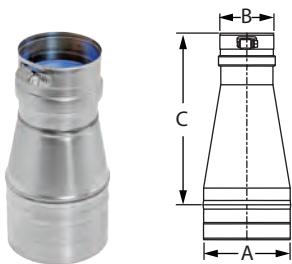
Stepped Increaser



Use to increase vent diameter when space constraints are an issue. **Available in custom size combinations.**

SIZE	ORDER #	STOCK #	A	B
3" x 4"	FS34I	810003138	3"	4"
4" x 5"	FS45I	810003195	4"	5"

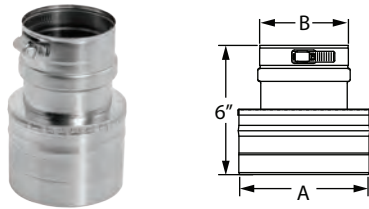
Tapered Reducer



Use to reduce vent diameter. Creates a smooth transition for an undistruptive flow. Maximum 10" diameter increase size on both sizes. **Available in custom size combinations.**

SIZE	ORDER #	STOCK #	A	B	C
4" x 3"	FS0403TR	810003192	4"	3"	6 $\frac{9}{10}$ "
5" x 4"	FS0504TR	810003242	5"	4"	6 $\frac{9}{10}$ "

Stepped Reducer

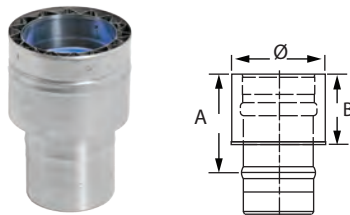


Use to reduce vent diameter when space constraints are an issue.
Available in custom size combinations.

SIZE	ORDER #	STOCK #	A	B
4" x 3"	FS43R	810003194	4"	3"
5" x 4"	FS54R	810003243	5"	4"

Double-Wall Adapter

***updated description**



Use to transition from a single-wall pipe to double-wall pipe.
 To transition from double-wall to single-wall, please reference single-wall adapter available in double-wall FasNSeal section.

SIZE	ORDER #	STOCK #	A	B	SIZE	ORDER #	STOCK #	A	B
3"	FSA-SWDW3	810003139	4"	3"	12"	FSA-SWDW12	810003505	4"	3"
4"	FSA-SWDW4	810003197	4"	3"	14"	FSA-SWDW14	810003542	4"	3"
5"	FSA-SWDW5	810003246	4"	3"	16"	FSA-SWDW16	810003576	4"	3"
6"	FSA-SWDW6	810003298	4"	3"	18"	FSA-SWDW18	810003593	4"	3"
7"	FSA-SWDW7	810003340	4"	3"	20"	FSA-SWDW20	810003613	4"	3"
8"	FSA-SWDW8	810003385	4"	3"	22"	FSA-SWDW22	810003633	4"	3"
9"	FSA-SWDW9	810003423	4"	3"	24"	FSA-SWDW24	810003652	4"	3"
10"	FSA-SWDW10	810003464	4"	3"					

Standard Wall Mount Kit



Kit includes: Wall Thimble w/ Termination, Adjustable 90° Elbow, and Universal Appliance Adapter.

Use to vent wall mounted boilers or tankless water heaters. Terminates through-the-wall only. Available in 3", 4" and 5" vent diameters. Adjust vertically from 16 1/2" to 21" and horizontally from 8" to 12 1/2". 3"& 4" compatible with most gas-burning appliances. 5" compatible with tankless. Not a UL Listed component.

SIZE	ORDER #	STOCK #
3"	FSWMKB3	810003070
4"	FSWMK4	810003071
5"	FSWMK5	810003072

Severe Weather Kit



Kit includes: Wall Thimble w/ Termination Tee, Adjustable 90° Elbow, and Universal Appliance Adapter w/Condensate Drain and Back Draft Preventer.

Use to vent wall mounted boilers or tankless water heaters. Use in areas of extreme wet and cold weather. Designed to prevent appliance freeze-up while maintaining an obstruction free exhaust. Available in 4" vent diameters, compatible with most 4" exhaust gas appliances. Add a 90° Elbow and Vent Length on the outside of the house to clear high snow lines.

SIZE	ORDER #	STOCK #
4"	FSSWWMK4	810003075

Variable Pitch Flashing Kit



Kit includes: Rain Cap, Storm Collar, Roof Jack, and Roof Flashing. (*VPKA Kit includes: a Universal Appliance Adapter w/ Condensate Drain).

Use to terminate through-the-roof vent systems. Kit accommodates flat to 9/12 roof pitch.

SIZE	ORDER #	STOCK #	SIZE	ORDER #	STOCK #
3"	FSVPK3	810003056	9"	FSVPK9	810003062
4"	FSVPK4	810003057	10"	FSVPK10	810003063
4"	FSVPKA4*	810003067	12"	FSVPK12	810003064
5"	FSVPK5	810003058	14"	FSVPK14	810003065
6"	FSVPK6	810003059	16"	FSVPK16	810003066
7"	FSVPK7	810003060			
8"	FSVPK8	810003061			

90° Bird Screen Wall Mount Kit




Kit includes: 90° Bird Screen Termination, Wall Thimble, Adjustable 90° Elbow, and Universal Appliance Adapter.

Use to vent wall mounted boilers or tankless water heaters. 3" kit adjusts vertically from 14 1/2" to 19" and horizontally from 9" to 13 1/2". 4" kit adjusts vertically from 14" to 18 1/2" and horizontally from 9" to 13 1/2". Compatible with all Rheem gas appliances. 3" kit requires a FSA-RI-4.2 Adapter.

SIZE	ORDER #	STOCK #
3"	FSWMKEB3	810003073
4"	FSWMKE4	810003074

Ceiling Mounted Heater Vent Kit

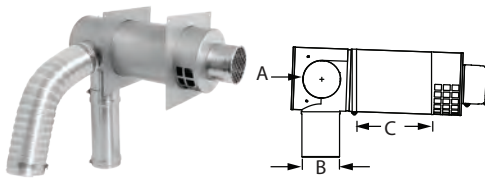


Kit includes Termination Tee, Wall Thimble w/Adjustable Vent Length, (2) 12" Vent Lengths, and Universal Appliance Adapter. *4" kit includes Universal Appliance Adapter with Condensate Drain.

Use to vent ceiling mounted heaters, through-the-wall termination only. Compatible with Modine ceiling heaters.

SIZE	ORDER #	STOCK #
3"	FSCMK3	810003068
4"	FSCMK04	810003069

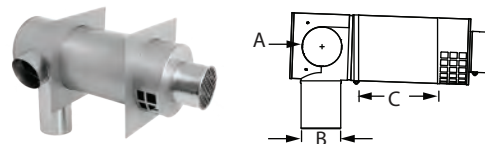
Universal Concentric Kit



Use for through-the-wall termination with direct vent wall mounted gas appliances. an adjustable right and left hand air intake snout and accommodates wall thickness of 10" - 18". Check installation instructions for restrictions on horizontal termination, such as minimum distance from windows and doors.

SIZE	ORDER #	STOCK #	A	B	C
4"	FSEDVWMT04U	810003081	4"	4"	10" - 18"
5"	FSEDVWMT05U	810003084	5"	5"	10" - 18"

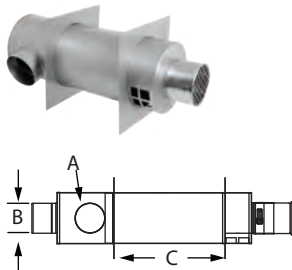
Wall Mount Concentric Kit



Use for through-the-wall termination with direct vent wall mounted gas appliances. Features a fixed right or left hand air intake snout and accommodates a maximum of 8" wall thickness. Check installation instructions for restrictions on horizontal termination, such as minimum distance from windows and doors.

SIZE	ORDER #	STOCK #	A	B	C
4"	FDVWMT0403RH	810003077	4"	3"	8" max.
4"	FDVWMT0403LH	810003078	4"	3"	8" max.
4"	FDVWMT04RH	810003079	4"	4"	8" max.
4"	FSEDVWMT04LH	810003080	4"	4"	8" max.

Remote Concentric Kit

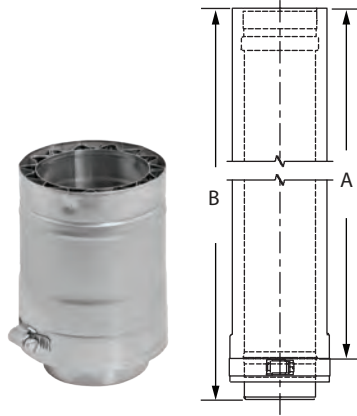


Use for through-the-wall termination with direct vent gas appliances located away from the wall. Check installation instructions for restrictions on horizontal termination, such as minimum distance from windows and doors.

SIZE	ORDER #	STOCK #	A	B	C
3"	FDVMT03	810003085	3"	3"	11" max.
4"	FDVWT04	810003083	4"	4"	11" max.
4"	FDVWT0403	810003082	3"	4"	11" max.

FasNSeal W2® - Double-Wall

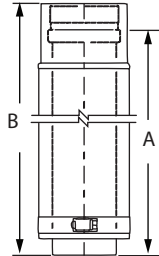
Vent Length



Used for venting special gas burning Categories II, III and IV appliances. To calculate O.D. add 1" to vent diameter.

SIZE	ORDER #	STOCK #	A	B	SIZE	ORDER #	STOCK #	A	B
3"	W2-603	810003656	4"	6"	10"	W2-2410	810003806	22"	24"
3"	W2-1203	810003657	10"	12"	10"	W2-3610	810003807	34"	36"
3"	W2-1803	810003658	16"	18"	12"	W2-612	810003828	4"	6"
3"	W2-2403	810003659	22"	24"	12"	W2-1212	810003829	10"	12"
3"	W2-3603	810003660	34"	36"	12"	W2-1812	810003830	16"	18"
4"	W2-604	810003677	4"	6"	12"	W2-2412	810003831	22"	24"
4"	W2-1204	810003678	10"	12"	12"	W2-3612	810003832	34"	36"
4"	W2-1804	810003679	16"	18"	14"	W2-614	810003853	4"	6"
4"	W2-2404	810003680	22"	24"	14"	W2-1214	810003854	10"	12"
4"	W2-3604	810003681	34"	36"	14"	W2-1814	810003855	16"	18"
5"	W2-605	810003698	4"	6"	14"	W2-2414	810003856	22"	24"
5"	W2-1205	810003699	10"	12"	14"	W2-3614	810003857	34"	36"
5"	W2-1805	810003700	16"	18"	16"	W2-616	810003876	4"	6"
5"	W2-2405	810003701	22"	24"	16"	W2-1216	810003877	10"	12"
5"	W2-3605	810003702	3"	36"	16"	W2-1816	810003878	16"	18"
6"	W2-606	810003719	4"	6"	16"	W2-2416	810003879	22"	24"
6"	W2-1206	810003720	10"	12"	16"	W2-3616	810003880	34"	36"
6"	W2-1806	810003721	16"	18"	18"	W2-618	810003899	4"	6"
6"	W2-2406	810003722	22"	24"	18"	W2-1218	810003900	10"	12"
6"	W2-3606	810003723	34"	36"	18"	W2-1818	810003901	16"	18"
7"	W2-607	810003740	4"	6"	18"	W2-2418	810003902	22"	24"
7"	W2-1207	810003741	10"	12"	18"	W2-3618	810003903	34"	36"
7"	W2-1807	810003742	16"	18"	20"	W2-620	810003916	4"	6"
7"	W2-2407	810003743	22"	24"	20"	W2-1220	810003917	10"	12"
7"	W2-3607	810003744	34"	36"	20"	W2-1820	810003918	16"	18"
8"	W2-608	810003760	4"	6"	20"	W2-2420	810003919	22"	24"
8"	W2-1208	810003761	10"	12"	20"	W2-3620	810003920	34"	36"
8"	W2-1808	810003762	16"	18"	22"	W2-622	810003933	4"	6"
8"	W2-2408	810003763	22"	24"	22"	W2-1222	810003934	10"	12"
8"	W2-3608	810003764	34"	36"	22"	W2-1822	810003935	16"	18"
9"	W2-609	810003783	4"	6"	22"	W2-2422	810003936	20"	24"
9"	W2-1209	810003784	10"	12"	22"	W2-3622	810003937	34"	36"
9"	W2-1809	810003785	16"	18"	24"	W2-624	810003949	4"	6"
9"	W2-2409	810003786	22"	24"	24"	W2-1224	810003950	10"	12"
9"	W2-3609	810003787	34"	36"	24"	W2-1824	810003951	16"	18"
10"	W2-610	810003803	4"	6"	24"	W2-2424	810003952	22"	24"
10"	W2-1210	810003804	10"	12"	24"	W2-3624	810003953	34"	36"
10"	W2-1810	810003805	16"	18"					

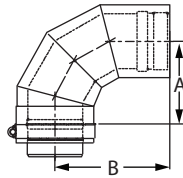
Adjustable Vent Length



Use to add variable length to your straight length of FasNSeal pipe. Adds 2"-14" of length. Requires at least 4" overlap for a secure connection.

SIZE	ORDER #	STOCK #	A	B	SIZE	ORDER #	STOCK #	A	B
3"	W2-AVL3	810003661	2"-14"	18"	12"	W2-AVL12	810003833	2"-14"	18"
4"	W2-AVL4	810003682	2"-14"	18"	14"	W2-AVL14	810003858	2"-14"	18"
5"	W2-AVL5	810003703	2"-14"	18"	16"	W2-AVL16	810003881	2"-14"	18"
6"	W2-AVL6	810003724	2"-14"	18"	18"	W2-AVL18	810003904	2"-14"	18"
7"	W2-AVL7	810003745	2"-14"	18"	20"	W2-AVL20	810003921	2"-14"	18"
8"	W2-AVL8	810003765	2"-14"	18"	22"	W2-AVL22	810003938	2"-14"	18"
9"	W2-AVL9	810003788	2"-14"	18"	24"	W2-AVL24	810003954	2"-14"	18"
10"	W2-AVL10	810003808	2"-14"	18"					

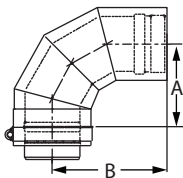
90° Elbow



Use to go from horizontal to vertical runs or vertical to horizontal runs. Use to turn vent 90°.

SIZE	ORDER #	STOCK #	A	B	SIZE	ORDER #	STOCK #	A	B
3"	W2-9003	810003662	4"	6"	12"	W2-9012	810003834	8 1/2"	10 1/4"
4"	W2-9004	810003683	4 1/2"	6 1/4"	14"	W2-9014	810003859	9 1/2"	11 3/8"
5"	W2-9005	810003704	5"	6 3/4"	16"	W2-9016	810003882	11"	12 1/2"
6"	W2-9006	810003725	5 1/2"	7 1/2"	18"	W2-9018	810003905	11 1/2"	13 1/8"
7"	W2-9007	810003746	6 1/8"	7 7/8"	20"	W2-9020	810003922	12 1/2"	14 1/2"
8"	W2-9008	810003766	6 1/2"	8 1/4"	22"	W2-9022	810003939	13 3/8"	15"
9"	W2-9009	810003789	7"	9"	24"	W2-9024	810003955	14 1/2"	16 1/8"
10"	W2-9010	810003809	7 1/2"	9 3/8"					

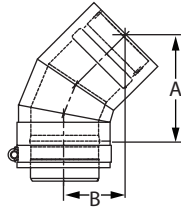
88° Elbow



Use to transition from a vertical to a horizontal run. Facilitates a 2° pitch towards the condensate drain for good condensate management.

SIZE	ORDER #	STOCK #	A	B	SIZE	ORDER #	STOCK #	A	B
3"	W2-8803	810003663	4"	6"	12"	W2-8812	810003835	8 1/2"	10 1/4"
4"	W2-8804	810003684	4 1/2"	6 3/5"	14"	W2-8814	810003860	9 1/2"	11 3/8"
5"	W2-8805	810003705	5"	6 3/4"	16"	W2-8816	810003883	11"	12 1/2"
6"	W2-8806	810003726	5 1/2"	7 1/2"					
7"	W2-8807	810003747	6 1/8"	7 7/8"					
8"	W2-8808	810003767	6 1/2"	8 1/4"					
9"	W2-8809	810003790	7"	9"					
10"	W2-8810	810003810	7 1/2"	9 3/8"					

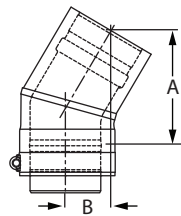
45° Elbow



Offsets obstructions as needed. Allows for better condensate management and less back pressure.

SIZE	ORDER #	STOCK #	A	B	SIZE	ORDER #	STOCK #	A	B
3"	W2-4503	810003664	5 3/8"	3"	12"	W2-4512	810003836	8 1/2"	4 1/4"
4"	W2-4504	810003685	5 5/8"	3 1/8"	14"	W2-4514	810003861	9 1/4"	4 5/8"
5"	W2-4505	810003706	6"	3 1/4"	16"	W2-4516	810003884	10"	4 7/8"
6"	W2-4506	810003727	6 3/8"	3 3/8"	18"	W2-4518	810003907	11 1/8"	5"
7"	W2-4507	810003748	6 3/4"	3 1/2"	20"	W2-4520	810003924	12 7/8"	5 1/4"
8"	W2-4508	810003768	7 1/8"	3 5/8"	22"	W2-4522	810003941	11 5/8"	5 5/8"
9"	W2-4509	810003791	7 1/2"	3 7/8"	24"	W2-4524	810003957	12 3/8"	5 7/8"
10"	W2-4510	810003811	7 7/8"	4"					

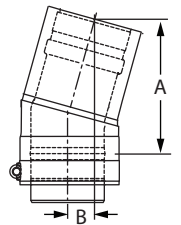
30° Elbow



Offsets obstructions as needed. Allows for better condensate management and less back pressure.

SIZE	ORDER #	STOCK #	A	B	SIZE	ORDER #	STOCK #	A	B
3"	W2-3003	810003665	4 7/8"	1 7/8"	9"	W2-3009	810003792	7"	2 1/2"
4"	W2-3004	810003686	5 1/8"	1 7/8"	10"	W2-3010	810003812	6 1/2"	2 1/4"
5"	W2-3005	810003707	5 1/4"	2"	12"	W2-3012	810003837	7"	2 1/2"
6"	W2-3006	810003728	5 1/2"	2"	14"	W2-3014	810003862	7 1/2"	2 1/2"
7"	W2-3007	810003749	5 7/8"	2"	16"	W2-3016	810003885	8 1/8"	2 3/4"
8"	W2-3008	810003769	6 1/8"	2 1/8"					


15° Elbow



Offsets obstructions as needed. Allows for better condensate management and less back pressure.

SIZE	ORDER #	STOCK #	A	B	SIZE	ORDER #	STOCK #	A	B
3"	W2-1503	810003666	4 3/8"	7/8"	9"	W2-1509	810003793	5 1/4"	1"
4"	W2-1504	810003687	4 1/2"	1"	10"	W2-1510	810003813	5 1/4"	1"
5"	W2-1505	810003708	4 5/8"	7/8"	12"	W2-1512	810003838	5 1/2"	1"
6"	W2-1506	810003729	4 3/4"	7/8"	14"	W2-1514	810003863	5 3/4"	1"
7"	W2-1507	810003750	4 7/8"	1"	16"	W2-1516	810003886	6 1/8"	1"
8"	W2-1508	810003770	5 1/8"	1"					

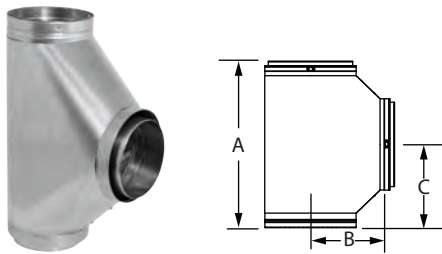
Standard Tee



Use for a 90° offset, to combine connections from two or more appliances into a common vent or as a condensate management point when used in conjunction with drain fitting. All Standard Tees have completely welded inner walls.

SIZE	ORDER #	STOCK #	A	B	C	SIZE	ORDER #	STOCK #	A	B	C
3"	W2-T3	810003667	7 3/10"	4 1/2"	3"	12"	W2-T12	810003839	16 3/10"	9"	7"
4"	W2-T4	810003688	8 3/10"	4 5/8"	3 1/2"	14"	W2-T14	810003864	20 3/10"	11"	8 1/2"
5"	W2-T5	810003709	9 3/10"	5 3/10"	4"	16"	W2-T16	810003887	22 3/10"	12"	9 1/2"
6"	W2-T6	810003730	10 3/10"	5 4/8"	4 1/2"	18"	W2-T18	810003908	22 7/8"	12 1/2"	11"
7"	W2-T7	810003751	11 3/10"	6 3/10"	5"	20"	W2-T20	810003925	24 7/8"	13 1/2"	12"
8"	W2-T8	810003771	12 3/10"	6 4/8"	5 1/2"	22"	W2-T22	810003942	26 7/8"	14 1/2"	13"
9"	W2-T9	810003794	13 3/10"	7 3/10"	6"	24"	W2-T24	810003958	28 7/8"	15 1/2"	14"
10"	W2-T10	810003814	14 3/10"	7 4/8"	6 1/2"						

Wide Mouth Boot Tee

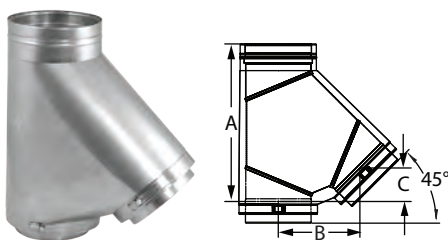


Use to transition from horizontal to vertical with improved flue gas flow with angled gradual transitions. Can also be used as a manifold connection to gang boilers into a common vent. Completely welded inner walls.

SIZE	ORDER #	STOCK #	A	B	C	SIZE	ORDER #	STOCK #	A	B	C
4"	W2-WBT4	810003689	15 3/4"	7"	6 9/10"	12"	W2-WBT12	810003840	23 3/4"	11"	10 9/10"
5"	W2-WBT5	810003710	16 3/4"	7 1/2"	7 4/10"	14"	W2-WBT14	810003865	25 3/4"	12"	11 9/10"
6"	W2-WBT6	810003731	17 3/4"	8"	7 9/10"	16"	W2-WBT16	810003888	27 3/4"	13"	12 9/10"
7"	W2-WBT7	810003752	18 3/4"	8 1/2"	8 4/10"	18"	W2-WBT18	810003909	29 3/4"	14"	13 9/10"
8"	W2-WBT8	810003772	19 3/4"	9"	8 9/10"	20"	W2-WBT20	810003926	31 3/4"	15"	14 9/10"
9"	W2-WBT9	810003795	20 3/4"	9 1/2"	9 4/10"	22"	W2-WBT22	810003943	33 3/4"	16"	15 9/10"
10"	W2-WBT10	810003815	21 3/4"	10"	9 9/10"	24"	W2-WBT24	810003959	35 3/4"	17"	16 9/10"

Double-Wall Wye

*new sizes available




Use in place of any M&G DuraVent tee for a 45° angle instead of 90°; can be used as a manifold connection to gang multiple boilers into a common vent.

SIZE	ORDER #	STOCK #	A	B	C
6"	W2-WYE06	810004863	14 1/2"	7 1/2"	3 1/10"
7"	W2-WYE07	810007021	16 1/3"	8 3/5"	3 1/2"
8"	W2-WYE08	810004864	18"	9 7/10"	4"
9"	W2-WYE09	810007022	19 7/10"	10 7/10"	4 2/5"
10"	W2-WYE10	810004865	21 2/5"	11 4/5"	4 9/10"
12"	W2-WYE12	810004866	24 9/10"	14"	5 4/5"
14"	W2-WYE14	810004867	28 3/10"	16 1/10"	6 3/5"
16"	W2-WYE16	810009327	31 4/5"	18 1/5"	7 1/2"
18"	W2-WYE18	810010046	35 1/5"	20 2/5"	8 2/5"
20"	W2-WYE20	810010047	38 3/5"	22 1/2"	9 3/10"
22"	W2-WYE22	810007545	42 1/10"	24 7/10"	10 1/5"
24"	W2-WYE24	810007546	45 1/2"	26 4/5"	11 1/10"

Double-Wall Inceaser Wye

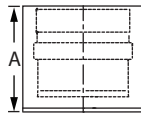
***new part**



Use in place of any tee for a 45° angle instead of 90°. The branch has a smaller diameter, so it can be used to increase to a larger diameter as a manifold connection to gang multiple boilers into a common vent. Maximum diameter increase is 6". Available in custom size combinations.

SIZE	ORDER #	STOCK #	A	B	C
6"x 8"	W2-WYE0608	810012570	15 3/8"	9 1/4"	3 3/8"
6"x 10"	W2-WYE0610	810012571	16"	10 5/8"	3 5/8"
6"x 12"	W2-WYE0612	810012572	17 1/8"	12 1/2"	4"
8"x 10"	W2-WYE0810	810012573	18 3/4"	11 3/8"	4 3/8"
8"x 12"	W2-WYE0812	810012574	19 3/8"	12 3/4"	4 1/2"
8"x 14"	W2-WYE0814	810012575	20"	14 1/4"	4 5/8"
10"x 12"	W2-WYE1012	810012576	22 1/4"	13 1/2"	5 1/8"
10"x 14"	W2-WYE1014	810012577	22 7/8"	15"	5 3/8"
10"x 16"	W2-WYE1016	810012578	23 1/2"	16 3/8"	5 1/2"
12"x 14"	W2-WYE1214	810012579	25 5/8"	15 5/8"	6 1/8"

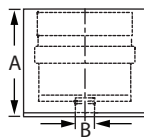
Tee Cap



Use to cap Standard Tee, Branch Tee or Boot Tee. Remove Tee Cap to inspect the system; clean out debris.

SIZE	ORDER #	STOCK #	A	SIZE	ORDER #	STOCK #	A
3"	W2-TC3	810003668	3 1/2"	12"	W2-TC12	810003841	3 1/2"
4"	W2-TC4	810003690	3 1/2"	14"	W2-TC14	810003866	3 1/2"
5"	W2-TC5	810003711	3 1/2"	16"	W2-TC16	810003889	3 1/2"
6"	W2-TC6	810003732	3 1/2"	18"	W2-TC18	810003910	3 1/2"
7"	W2-TC7	810003753	3 1/2"	20"	W2-TC20	810003927	3 1/2"
8"	W2-TC8	810003774	3 1/2"	22"	W2-TC22	810003944	3 1/2"
9"	W2-TC9	810003796	3 1/2"	24"	W2-TC24	810003960	3 1/2"
10"	W2-TC10	810003817	3 1/2"				

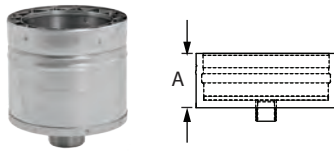
Drain Fitting



Use instead of Tee Cap to manage condensates at the bottom of a vertical run. For vent systems larger than 5", use an IPS Drain Fitting.

SIZE	ORDER #	STOCK #	A	B
3"	W2-DF3	810003670	3 1/2"	5/8"
4"	W2-DF4	810003692	3 1/2"	5/8"
5"	W2-DF5	810003713	3 1/2"	5/8"

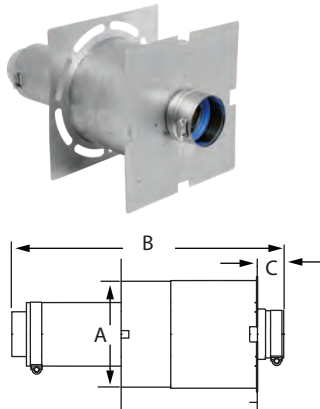
IPS Drain Fitting



Use to connect iron drain pipe to flow acidic condensates to a neutralization tank before disposal. Uses 1" NPT thread.

SIZE	ORDER #	STOCK #	A	SIZE	ORDER #	STOCK #	A
3"	W2-IPSDF3	810003671	3 1/2"	12"	W2-IPSDF12	810003843	3 1/2"
4"	W2-IPSDF4	810003693	3 1/2"	14"	W2-IPSDF14	810003868	3 1/2"
5"	W2-IPSDF5	810003714	3 1/2"	16"	W2-IPSDF16	810003890	3 1/2"
6"	W2-IPSDF6	810003734	3 1/2"	18"	W2-IPSDF18	810003911	3 1/2"
7"	W2-IPSDF7	810003755	3 1/2"	20"	W2-IPSDF20	810003928	3 1/2"
8"	W2-IPSDF8	810003775	3 1/2"	22"	W2-IPSDF22	810003945	3 1/2"
9"	W2-IPSDF9	810003798	3 1/2"	24"	W2-IPSDF24	810003961	3 1/2"
10"	W2-IPSDF10	810003818	3 1/2"				

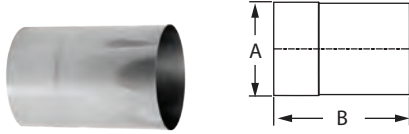
Wall Thimble w/ AVL



Use for through-the-wall termination. Fits between standard wall studs. 3"-5" diameters accommodates wall thickness of 4 1/4" to 8 1/2". 6"-16" diameters accommodate wall thickness of 5 3/4" to 11 1/2". AVL pipe allows for adjustability in length variance.

SIZE	ORDER #	STOCK #	A	B	C
3"	W2-WT3	810003672	6"	18"	1 4/5"
4"	W2-WT4	810003694	7"	18"	1 4/5"
5"	W2-WT5	810003715	8"	18"	1 4/5"
6"	W2-WT6	810003735	9"	18"	1 4/5"
7"	W2-WT7	810003756	10"	18"	1 4/5"
8"	W2-WT8	810003776	11"	18"	1 4/5"
9"	W2-WT9	810003799	12"	18"	1 4/5"
10"	W2-WT10	810003819	13"	18"	1 4/5"
12"	W2-WT12	810003844	15"	18"	1 4/5"
14"	W2-WT14	810003869	17"	18"	1 4/5"
16"	W2-WT16	810003892	19"	18"	1 4/5"

Wall Thimble Sleeve



When installing FasNSeal W2 with this component use 1" larger diameter, (e.g. 10" vent system, use 11" size).

SIZE	ORDER #	STOCK #	A	B
3"	FSWTE3	810003126	6"	9"
4"	FSWTE4	810003180	7"	9"
5"	FSWTE5	810003233	8"	9"
6"	FSWTE6	810003286	9"	9"
7"	FSWTE7	810003330	10"	9"
8"	FSWTE8	810003373	11"	9"
9"	FSWTE9	810003412	12"	9"
10"	FSWTE10	810003450	13"	9"
12"	FSWTE12	810003491	15"	9"
14"	FSWTE14	810003531	17"	9"
16"	FSWTE16	810003566	19"	9"

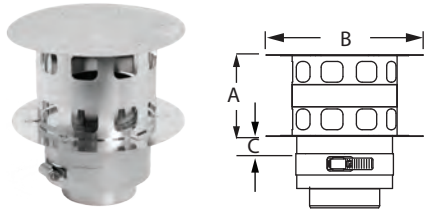
Support Clamp



Use to support vertical and horizontal runs. Recommended every 10' in the vertical run. Use additional Support Clamps as needed. When installing FasNSeal W2 with this component use 1" larger diameter, (e.g. 10" vent system, use 11" size).

SIZE	ORDER #	STOCK #	A	SIZE	ORDER #	STOCK #	A
4"	FSCL4	810003182	1 1/2"	13"	FSCL13	810003849	1 1/2"
5"	FSCL5	810003235	1 1/2"	15"	FSCL15	810003873	1 1/2"
6"	FSCL6	810003288	1 1/2"	17"	FSCL17	810003895	1 1/2"
7"	FSCL7	810003332	1 1/2"	19"	FSCL19	810003913	1 1/2"
8"	FSCL8	810003375	1 1/2"	21"	FSCL21	810003930	1 1/2"
9"	FSCL9	810003414	1 1/2"	23"	FSCL23	810003947	1 1/2"
10"	FSCL10	810003452	1 1/2"	25"	FSCL25	810003963	1 1/2"
11"	FSCL11	810003825	1 1/2"				

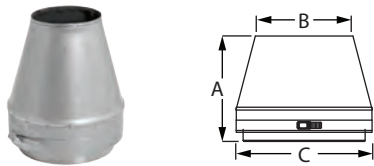
Rain Cap



Use where pipe terminates above the roof line. When terminating larger than 12" vent diameter use a Termination Cone.

SIZE	ORDER #	STOCK #	A	B	C
3"	W2-RC3	810003673	3 1/2"	6 4/5"	1"
4"	W2-RC4	810003695	4 1/2"	8 9/10"	1"
5"	W2-RC5	810003716	5 1/2"	11 3/10"	1"
6"	W2-RC6	810003736	6 4/5"	13 1/2"	1"
7"	W2-RC7	810003757	7 4/5"	15 4/5"	1"
8"	W2-RC8	810003777	8 4/5"	18"	1"
9"	W2-RC9	810003800	10"	20 3/10"	1"
10"	W2-RC10	810003820	11"	22 1/2"	1"
12"	W2-RC12	810003845	13"	27"	1"

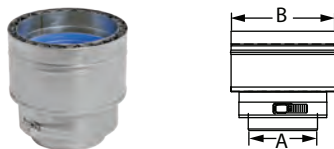
Termination Cone



Use for vertical termination. Creates static back pressure to adjust harmonics. Venturi effect increases velocity of flue gases. Reduced opening provides for a smaller cross section to deter rain from entering the system. **Available in custom size combinations.**

SIZE	ORDER #	STOCK #	A	B	C
8" x 6"	W2-CN0806	810003778	8"	6"	6 2/5"
14" x 12"	W2-CN1412	810003870	14"	12"	6 2/5"

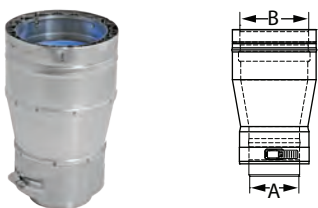
Stepped In increaser



Use to increase vent diameter when space constraints are an issue. **Available in custom size combinations.**

SIZE	ORDER #	STOCK #	A	B
4" x 5"	W2-45I	810003696	4"	5"
8" x 9"	W2-89I	810003779	8"	9"

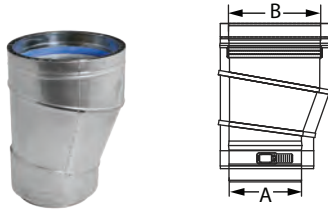
Tapered In increaser



Use to increase vent diameter. Creates a smooth transition for an undisruptive flow. FasNSeal W2 has a 10" max change in diameter. **Available in custom size combinations.**

SIZE	ORDER #	STOCK #	A	B
3" x 4"	W2-0304TI	810003674	3"	4"
3" x 6"	W2-0306TI	810003675	3"	6"

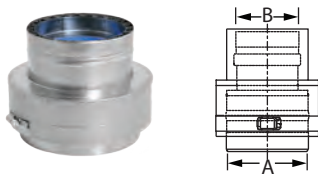
Eccentric Increaser



Use to transition to a larger diameter pipe. Adjusts the systems center point to offset from obstructions. Aids in reducing formation of condensates on horizontal runs. FasNSeal W2 has a 10" max change in diameter. **Available in custom size combinations.**

SIZE	ORDER #	STOCK #	A	B
8" x 10"	W2-0810E1	810003781	8"	10"

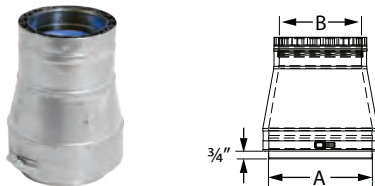
Stepped Reducer



Use to reduce vent diameter when space constraints are an issue. **Available in custom size combinations.**

SIZE	ORDER #	STOCK #	A	B
7" x 5"	W2-75R	810003758	7"	5"
12" x 10"	W2-1210R	810003847	12"	10"

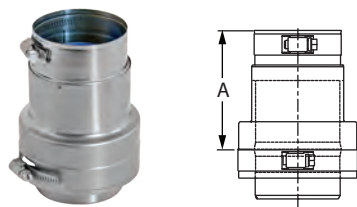
Tapered Reducer



Use to reduce vent diameter. Creates a smooth transition for an undistruptive flow. FasNSeal W2 has a 10" max change in diameter. **Available in custom size combinations.**

SIZE	ORDER #	STOCK #	A	B
8" x 7"	W2-0807TR	810003780	8"	7"
10" x 7"	W2-1007TR	810003822	10"	7"


Single-Wall Adapter



Use to transition from double-wall pipe to single-wall pipe. To transition from single-wall to double-wall, please reference double-wall adapter available in single-wall FasNSeal section.

SIZE	ORDER #	STOCK #	A	SIZE	ORDER #	STOCK #	A
3"	FSA-DWSW3	810003676	4"	9"	FSA-DWSW9	810003801	4"
4"	FSA-DWSW4	810003697	4"	10"	FSA-DWSW10	810003821	4"
5"	FSA-DWSW5	810003717	4"	12"	FSA-DWSW12	810003846	4"
6"	FSA-DWSW6	810003737	4"	14"	FSA-DWSW14	810003871	4"
7"	FSA-DWSW7	810003759	4"	16"	FSA-DWSW16	810003893	4"
8"	FSA-DWSW8	810003782	4"				


Firestop/Flat Flashing



Use when penetrating floor levels. When installing double-wall with this component use 1" larger diameter, (e.g. 10" vent system, use 11" size).

SIZE	ORDER #	STOCK #	A	B	SIZE	ORDER #	STOCK #	A	B
4"	FSFS4	810003181	4 1/4"	15"	15"	FSFS15	810003872	15 3/5"	28"
5"	FSFS5	810003234	5 3/5"	17"	16"	FSFS16	810003567	16 3/5"	28"
6"	FSFS6	810003287	6 3/5"	17"	17"	FSFS17	810003894	17 3/5"	30"
7"	FSFS7	810003331	7 3/5"	19"	18"	FSFS18	810003591	18 3/5"	30"
8"	FSFS8	810003374	8 3/5"	19"	19"	FSFS19	810003912	19 3/5"	32"
9"	FSFS9	810003413	9 3/5"	22"	20"	FSFS20	810003611	20 3/5"	32"
10"	FSFS10	810003451	10 3/5"	22"	21"	FSFS21	810003929	21 3/5"	34"
11"	FSFS11	810003823	11 3/5"	24"	22"	FSFS22	810003631	22 3/5"	34"
12"	FSFS12	810003492	12 3/5"	24"	23"	FSFS23	810003946	23 3/5"	36"
13"	FSFS13	810003848	13 3/5"	26"	24"	FSFS24	810003650	24 3/5"	36"
14"	FSFS14	810003532	14 3/5"	26"					

Wall Bracket



Use to support vent pipe or tee sections. Provides proper clearance to combustibles. When installing FasNSeal W2 with this component use 1" larger diameter, (e.g. 10" vent system, use 11" size).

SIZE	ORDER #	STOCK #	A	B	SIZE	ORDER #	STOCK #	A	B
4"	FSWB4	810003183	4"	4"	11"	FSWB11	810003826	11"	7 1/2"
5"	FSWB5	810003236	5"	4 1/2"	12"	FSWB12	810003494	12"	8"
6"	FSWB6	810003289	6"	5"	13"	FSWB13	810003850	13"	8 1/2"
7"	FSWB7	810003333	7"	5 1/2"	14"	FSWB14	810003534	14"	9"
8"	FSWB8	810003376	8"	6"	15"	FSWB15	810003874	15"	9 1/2"
9"	FSWB9	810003415	9"	6 1/2"	16"	FSWB16	810003569	16"	10"
10"	FSWB10	810003453	10"	7"	17"	FSWB17	810003896	17"	10 1/2"


Bird Screen



Use for 3" and 4" standard through-the-wall terminations. Check installation instructions for restrictions on horizontal terminations, such as minimum distance from windows and doors.

SIZE	ORDER #	STOCK #	A
3"	FSBS3	810003120	2"
4"	FSBS4	810003174	2"


23° Bird Screen



Use for 5" to 16" through-the-wall termination. Deters rain and other elements from entering the vent system. Check installation instructions for restrictions on horizontal terminations, such as minimum distance from windows and doors.

SIZE	ORDER #	STOCK #	A
5"	FSBS5	810003229	4 4/5"
6"	FSBS6	810003281	5 3/5"
7"	FSBS7	810003327	6 2/5"
8"	FSBS8	810003369	7 1/10"
9"	FSBS9	810003409	7 9/10"
10"	FSBS10	810003447	8 7/10"
12"	FSBS12	810003488	10 1/5"
14"	FSBS14	810003528	11 7/10"
16"	FSBS16	810003563	13 1/5"

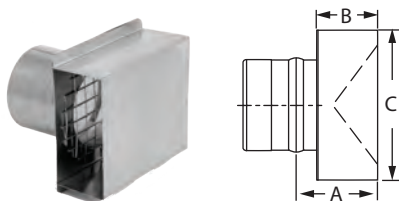
Termination Tee



Use for standard and high-wind through-the-wall terminations. Check installation instructions for restrictions on horizontal terminations, such as minimum distance from windows and doors.

SIZE	ORDER #	STOCK #	A	B
3"	FSTT3	810003121	3"	6"
4"	FSTT4	810003175	3 1/2"	7"
5"	FSTT5	810003230	4"	8"
6"	FSTT6	810003282	4 1/2"	9"

Termination Box



Use for horizontal through-the-wall terminations. Check installation instructions for restrictions on horizontal terminations, such as minimum distance from windows and doors.

SIZE	ORDER #	STOCK #	A	B	C
3"	FSTB3	810003122	2 3/10"	2"	5"
4"	FSTB4	810003176	2 3/10"	2"	6"

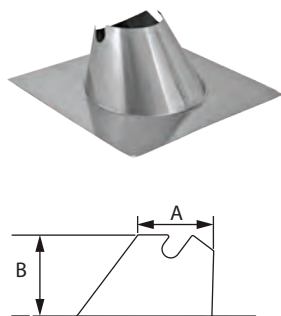
Storm Collar



Use to create a weather tight seal between the pipe and flashing. When installing FasNSeal W2 with this component use 1" larger diameter, (e.g. 10" vent system, use 11" size).

SIZE	ORDER #	STOCK #	SIZE	ORDER #	STOCK #
4"	FSC4	810003188	13"	FSC13	810003852
5"	FSC5	810003239	15"	FSC15	810003875
6"	FSC6	810003293	17"	FSC17	810003898
7"	FSC7	810003336	19"	FSC19	810003915
8"	FSC8	810003381	21"	FSC21	810003932
9"	FSC9	810003419	23"	FSC23	810003948
10"	FSC10	810003460	25"	FSC25	810003965
11"	FSC11	810003827			

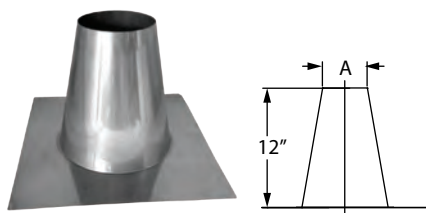
Variable Pitch Roof Flashing



Use to create a weather-tight penetration where the vent pipe passes through the roof. Storm Collar required. When ordering Flashings for FasNSeal W2 product the flashing diameter and vent diameter are the same. ie. W2-3610 requires a FSVPF10. Accommodates flat to 9/12 roof pitch.

SIZE	ORDER #	STOCK #	A	B	SIZE	ORDER #	STOCK #	A	B
4"	FSVPF4	810003190	6"	7"	12"	FSVPF12	810003503	14"	7"
5"	FSVPF5	810003241	7"	7"	14"	FSVPF14	810003540	16"	7"
6"	FSVPF6	810003295	8"	7"	16"	FSVPF16	810003574	18"	7"
7"	FSVPF7	810003338	9"	7"	18"	FSVPF18	810003596	20"	28 1/2"
8"	FSVPF8	810003383	10"	7"	20"	FSVPF20	810003616	22"	29 1/2"
9"	FSVPF9	810003421	11"	7"	22"	FSVPF22	810003635	24"	30 1/2"
10"	FSVPF10	810003462	12"	7"	24"	FSVPF24	810003655	26"	31 1/2"

Tall Cone Flashing



Use to create a weather-tight penetration where the vent pipe passes through a flat roof. Storm Collar required. When ordering Flashings for FasNSeal W2 product the flashing diameter and vent diameter are the same. ie. W2-3610 requires a FSAF10.

SIZE	ORDER #	STOCK #	A	SIZE	ORDER #	STOCK #	A
3"	FSAF3	810005257	4 1/3"	9"	FSAF9	810005263	10 1/3"
4"	FSAF4	810005258	5 1/3"	10"	FSAF10	810005264	11 1/3"
5"	FSAF5	810005259	6 1/3"	12"	FSAF12	810005269	13 1/3"
6"	FSAF6	810005260	7 1/3"	14"	FSAF14	810005270	15 1/3"
7"	FSAF7	810005261	8 1/3"	16"	FSAF16	810005271	17 1/3"
8"	FSAF8	810005262	9 1/3"				

Appliances and Adapters ***updated information**

Manufacturer	Model	Appliance Adapter	Termination Adapter
Aerco International	Benchmark 2.0 GWS, 3.0 LN	FSA-AE8	
	Benchmark 1000	FSA-AE6	
	KC-1000	FSA-AE6	
	Modulex Series	Standard Vent Pipe 4", 6"	
Ajax	Atlas GS Series	FSA-HFA6, 8	
	A250, A300	FSAAU12	
A.O. Smith	Burkay Genesis Series	FSA-HFA4 a, 5 a	
	Legend 2000 Series	FSA-HFA6 a, 7 a	
	ProStar Series	FSAAU4	
	GB/GW 400, 500	FSAAU6	
	GB/GW 1000	FSAAU10	
	GB/GW 1300, 1500	FSAAU12	
	GB/GW 1850, 2100	FSAAU14	
	GB/GW 2500	FSAAU16	
	GB/GW 300	FSAAU10	
	GB/GW 650, 750	FSAAU8	
	ATI 705-N	FSAAU4	
	ATIO 910-N	FSAAU5	
	Cyclone BTH-150	FSA-PVC3	
	Cyclone BTH-300, 400, 500	FSA-PVC4	
	VW-750	FSA-HFA6	
	VW-1500	FSA-HFA7	
Aerco	Benchmark 1.5	FSA-AE6	
	Benchmark 750	FSA-AE6	
	Benchmark 1000	FSA-AE6	
	Benchmark 3000	FSA-AE8	
	Benchmark 6000	FSA-AE14	
	Esteem 399 (tankless)	FSA-ULT4	
Atlas	300	FS34I	
Beacon/Morris	BRU Series	FSAAU4	
	BTU Series	FSAAU4, 5, 6	
Bosch	Aquastar 125 FX	FSA-LMGD4 a	
	Aquastar GHW-635-ES	Standard Vent Pipe 3"	
	Aquastar 250SX	Standard Vent Pipe 3"	
	Aquastar 240FX	FSAAU3	
	AquaStar 2400ES	FSAAU4	
	AquaStar 2700ES	FSAAU4	
	GWH 425EF	FSAAU4	
	660 EF	FSAAU3	
	SB625WS-160	FSA-200-8TP, W2-200-8TP	
	SB625WS-220	FSA-200-8TP, W2-200-8TP	
	SB625WS-290	FSA-250-10TP, W2-250-10TP	
	SB625WS-370	FSA-250-10TP, W2-250-10TP	
	SB625WS-480	FSA-300-12TP, W2-300-12TP	
	SB625WS-640	FSA-300-12TP, W2-300-12TP	

Bosch	SB745WS-800	FSA-350-14TP, W2-350-14TP		
	SB745WS-1050	FSA-350-14TP, W2-350-14TP		
	SB745WS-1300	FSA-400-16TP, W2-400-16TP		
	SB745WS-1550	FSA-450-18TP, W2-450-18TP		
Bradford-White	EF Series	FSA-PVC3		
Bryan	AB Series	FSAAU		
Buderus	G115 Series	FSAAU4 or FSAAU5		
	G124X Series	FSAAU5, 6		
	G-515/ 7-12	FSAAU10		
	GA124 Series	FSAAU3		
	GA244/37, 44, 53	FSAAU3		
	Buderus	GA244/62	FSAAU4	
GB142 Series		FSAAU3		
GB312/90 to GB312/160		FSA-158-6F		
GB312/200 to GB312/280		FSA-197-8F		
SB615 Series		FSA-SB7, 8, 10, 12		
SB735 Series		FSA-SB14		
Burnham		Independence PV	FSA-HFB3 b	FSA-PV3
		Minute Man II	FSA-HFB3 b	FSA-PV3
	Revolution	FSA-HFB3 b	FSA-PV3	
	Revolution II	FSA-HFB3 b	FSA-PV3	
	Series 2PV	FSA-HFB3 b	FSA-PV3	
	Spirit	FSA-HFB3 b	FSA-PV3	
	PVG/SCG Series	FSA-HFB3 b, 4 b		
	V11 Series	FSAAU8, 10, 12, 14, 16		
	V905	FSAAU8		
	ALP 150	FSA-PVC3		
	ALP 285	FSA-PVC4		
	ALP 399	FSA-PVC4		
	ALP 500	FSA-PVC4		
	Camus Boiler	MicoFlame Series I	FSAAU3, 4, 5, 6	
MicoFlame Series II		FSAAU8, 10, 12		
MicoFlame Grande Series		FSAAU12, 14		
DynaFlame Series		FSAAU6, 8, 10, 12, 14		
Camus	DynaMax	Standard Vent Pipe 6"		
	DynaForce 1000	FSAAU6 or 7		
	DynaForce 1600	FSAAU7		
	DynaForce 3000	FSAAU9		
Carel	Humidifier UG 180	FSAAU5		
Cleaver Brooks	MCF Series	FSA-MCF6, 8, 10, 12		
	FLX Series	FSA-FLX10, 12, 16		
	CFC 500	FSAAU6		
	CFC 1000	FSA-MCF8		
	CFC 1500	FSAAU10		
	CFC 1800	FSA-MCF12		
	CFC 2500	FSAAU12		

Appliances and Adapters ***updated information**

Manufacturer	Model	Appliance Adapter	Termination Adapter
Columbia	Patriot Series-Direct Vent	FSA-UTC4	
Crown Boiler Co.	Bali BWF-061, 095, 128, 162	Standard Vent Pipe 3" a	FSA-M3 a
	Bali BWF-195, 229	Standard Vent Pipe 4" a	FSA-M4 a
	Bimini BWC150, 225	Standard Vent Pipe 3" a, 4" a	FSA-M3, 4 a
	Bimini 300, 399, 425	Standard Vent Pipe 4" 5"	FSA-M3 a
	CWD 083	FSAAU3	
	BWF-095/ 128/ 162	Standard Vent Pipe 3"	
	BWF-195/ 229	Standard Vent Pipe 4"	
	Cabo CSC-050 thru 150	Standard Vent Pipe 3" a	
	Cabo CSC-175, 200	Standard Vent Pipe 3" a, 4" a	FSA-M3 a
	Cabo II CWD060-245	FSA-HFA3, 4	
Dunkirk	XEB-2 thru XEB-5	FSAMETEK3	FSA-M3 a
	XEB-6 thru XEB-7	FSAMETEK3	
De Dietrich	GT334A, GT335A, GT336A	FSAAU7	
	GT337A, GT338A, GT339A	FSAAU8	
	GT430-8A to GT430-10A	FSAAU10	
	GT430-11A to GT430-14A	FSAAU12	
	GT-530- 22 thru -25	FSAAU18	
	Series 334,335, 336	FSAAU7	
	Series 337,338, 339	FSAAU8	
	Series 430-11, -12, -13,-14	FSAAU12	
	Series 430-8, -9, -10	FSAAU10	
	Series 310-5,-6, -7, -8, -9	FSAAU10	
	C-230 ECO	FSA-149-6F	
	C-130 ECO	FSA-250-10F	
	C-230 ECO	FSA-149-6F	
	C-310	FSA-250-10F	
EcoTemp	40HI tankless	FSAAUUCD3	
Fulton Boiler Works	EDR 750-1500	FSA-FULTEDR-6FNSF,	
	EDR 2000	FSA-FULTEDR-8FNSF	
	PHW 2000	FSA06T2.5	
	PHW 1400	FSA04T2.5	
	PulsePak PHW Series	FSA04T2.5, FSA06T2.5	
	Reliance RLN-750-1000	FSAAU6	
	Reliance RLN-1500-2000	FSAAU8	
	Reliance RLN-2500-3000	FSAAU10	
	Vantage VTG3000	FSAAU12	
Vantage VTG 4000 / 6000	FSAAU14		
GasMaster	GMI Series	FSAAU4, 6, 8, 12	
Hamilton	EVO 299, 399, 599	Standard Vent Pipe 4" 5"	
Hayward Pool	H250 FD	FSA-HFA6	
	H300 FD, H350 FD, H400 FD	FSA-HFA8	

HydroTherm	HI Series	FSAAU4		
	ID Series	FSAAU4		
	IHS Series	FSAAU4		
	KN-2	FSA-HFA3		
	KN-4	FSA-HFA4		
	KN-6	FSA-HFA5		
	KN-10 600, 1000, 2000	FSA-HFA4 a, 6 a, 8 a		
	KN-16	Standard Vent Pipe 6"		
	KN-20,30	Standard Vent Pipe 8"		
	Sabre FX Series	FSA-ELB3, 4		
Jandy	Hi-E2 model 350	FSAAU4		
	Hi-E2 model 220	FSAAU3		
	Pool heater 250	FSAAU6		
	Pool heater 300	FSAAU7		
	Pool heater 400	FSAAU8		
Laars	Endurance EBP	FSA-B3 a		
	Endurance EDP	FSA-B3 a		
	Magna Therm 2000	FSAAU8		
	Magna Therm 3000	FSAAU10		
	Magna Therm 4000	FSAAU12		
	Mascot	FSA-80MM3		
	MightyTherm 2	FSAAU		
	Mini Combo id Series	FSAAU4		
	Mini Therm JVi	FSA-LMGD4 a		
	NeoTherm 285, 399, 500, 600	FSA-4PVC-4FNS		
	NeoTherm NT 750, 850	Standard Vent Pipe 6"		
	NeoTherm NT-1000	FSA-GIAN6-FNSF6		
	Pennant Series	FSAAU6, 8, 10, 12		
	Rheos 1200 - 2400	FSAAU6, 7, 10 a		
	Rheos Plus 1200 - 2400	FSAAU6, 7, 10 a		
	Summit 200, 250	FSA-3FNS-3PVCF		
	Lennox	CMWB 2, 3, 4, 5, 6, 7	Standard Vent Pipe	
		CXE 2, 3, 4, 5, 6, 7	Standard Vent Pipe	
	Lochinvar	AWN 286- 601	FSA-4PVC-4FNS	
Copper Fin CBN		FSAAU6, 8, 10, 12, 14		
Copper Fin II CHN		FSAAU6, 8, 10, 12, 14		
Crest 500		Standard Vent Pipe 7"		
Crest 2000		Standard Vent Pipe 8"		
Crest 2500		Standard Vent Pipe 9"		
Crest 3000		Standard Vent Pipe 10"		
Crest 3500		Standard Vent Pipe 10"		
Crest 4000		Standard Vent Pipe 12"		
Crest 5000		Standard Vent Pipe 14"		
Efficiency+ EBN 100		FSA-PSC/DE3 a		
Efficiency+ EBN 150, 200		FSAAU4		
Efficiency+ EBN 250, 300		FSAAU5		
ERN 252, 302, 402		FSAAU6		

Appliances and Adapters ***updated information**

Lochinvar	IWN 1500	FSAAU6	
	Knight 51-211	FSA-23803-FNS	
	Knight 55-85	FSA-KNWH55-85 (air intake FSELB9003BS)	FSBS3/FSRC3
	Knight 110-285	FSA-KNWH110-285 (air intake FSELB9003BS)	FSBS3/FSRC3
	Knight	FSA-PVC3, 4	
	Kight XL 399 thru 600	FSA-4PVC-4FNS	
	Kight XL 700 thru 800	FSA-6M-6PVC ELB	
	Intelli-Fin IBN 1500 thru 2000	FSA-200mm8/FSA150mm6	
	Power-Fin PBN 501 thru 2000	FSAAU7, 8, 9, 10, 12	
	Power-Fin PFN 501 thru 2000	FSAAU7, 8, 9, 10, 12	
	Shield 285 - 500	FSA-4PVC-4FNS	
	SYNC SBN 1000, 1300, 1500	Standard Vent Pipe 6"	
	Efficiency EWN 300	FSAAU6	
	Modine	BDP	Standard Vent Pipe 3" a d
Model HDS30, 45, 60, 75		FSAAU3, 4	FSA-M3, 4 a
PDP		Standard Vent Pipe 3" a d	FSA-M3 a
Navien	CC240, CC240A	FSA-4PVC-4FNS	
New Yorker	PVCG Series	FSA-HFB3 b	FSA-NYV3 a
Nordyne	FG6RA Series	FSAAU3, 4, 5	
	FG6RC-045	FSA-PVC3 a	
Nortec	GS Series 100 thru 600	FSAAU3, 4, 5, 6	
	GH Series 100 thru 400	FSAAU3, 4	
	N-0531S	FSA-APD3	
	N-0631S	FSAAU4	
Noritz	N-0751M	FSAAU4	
	N-0751M-DV	FSAAU4	
	N-0931M	FSAAU4	FSA-NSC4
	N-0931M-DV	FSAAU4	
	N-0931M ASME	FSAAU4	
	N-0931M-DV ASME	FSAAU4	FSA-NSC4
	NH-1501-DV ASME	FSAAU4	FSA-NSC4
	NH-2001-DV ASME	FSAAU4	
	N-1321M	FSAAU5	
	NC 380	FSAAU5	
	N 0531S	FSA-APD3	
	NR66	FSAAN03	
	NR-71	FSAAU4	
	NR 89SV	FSAAU4	
	Paloma	N069M	FSAAU4
PH28RIFSN/P		FSAAU4	
PH28CIFSN/P		FSAAU4	
PH20RIFSN/P		FSA-RI-4.2	
PTG42PVN/P		FSA-RI-4.2	
PTG-74 PVN		FSAAU4	

Patterson-Kelley	P-K Thermific Series	FSAAU10, 12	
	P-K Modu-Fire Series (except FD)	W2-AA10, 12	
	P-K Modu-Fire FD	FSAAU6, 8	
	P-K MACH c-300, 450, 900, 1050	FSA-PK4, 5, 8, FSA-HFA10	
	P-K MACH c-750	FSA-PKT6 or Standard Vent Pipe 6"	
	C1500 & C2000	FSA-250-10F	
	C2500 - C4000	FSA-HFA10	
	Peerless	Cast 92-4	FSA-HFA4
DE Series		FSA-PSC/DE3 a	
PDE Series		FSA-PDE3 a	
PSC Series		FSA-PSC/DE3 a	
PSC II Series		FSA-HFA3	
PF-210		FSA-3PVCM-3FNS	
PF-399		FS1610TR	
PF850, PF-1000		Standard Vent Pipe 6"	
Pennco	FSB Series	FSAMETEK3	
Pentair	MiniMax NT, MasterTemp	std. 4" avl w/ RTV & stepped increaser	
PVI	Conquest 199 to 300	FSA-4PVCO-4FNFS	
	Conquest 399 to 800	FSA-6PVCO-6FNFS	
	Power VT Series	FSA-HFA4 a	
	Platinum 399	FSA-PVC4	
	1400N 250A-PV	FSA-PVC4	
	TurboPower 500N 25A-TP	FSAAU5	
	TurboPower 750N- 1500N	FSAAU6	
	Quietside	QVM8 Series	FSAAU3
DPW 199		FSA-PVC4	
DPW 120A		FSA-PVC3	
Raypak	Advanced Design Boiler ADB-500	FSAAU6	
	ADB-750 thru 1501	FSAAU8, 10, 12	
	Hi Delta 122 thru 2342	FSAAU4, 5, 6, 8, 12, 14, 16	
	MVB 1003	FSAAU6	
	Xfyre 700A/850A	FSA-6PVCM-6FNFS	
	Raypak	MVB 2003, 1753, 1503, 1253	FSAAU8
Pool heater CR-406A		FSAAU9	
Pool heater CR-336A		FSAAU8	
Pool heater CR-266A		FSAAU7	
Pool heater CR-206A		FSAAU6	
Pool heater P-514		FSAAU10	
X-Therm WH-1505, 2005		FSAAU8	
X-Therm WH-1005		FSAAU6	
X-Therm H2005	FSAAU8		
Xfyre 300, 400, 500	FSA-ULT4		

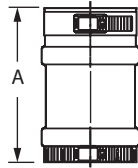
Appliances and Adapters

RBI	Fusion Series	FSA-HFA	
	Futera II Series	FSA-HFA	
	Futera III Series	FSA-HFA	
	Dominator Series	FSA-HFA	
	LCD Dominator Series	FSA-HFA	
Rheem/Ruud	RTG-42PVN (Pronto 4.2)	FSA-RI-4.2	
	RTG-74 (Pronto 7.4)	FSAAU4	
	RL-75i	FSAAU4	
Slantfin	Caravan Series	FSA-HFA3 a	
	Concept 21 Series	FSA-HFA3 a	FSA-NYV3 a
	Prodigy 21	FSA-HFA3 a	
	Victory VSPH Series	FSA-HFA3 a	
	Victory II Series	FSA-HFA3 a	
Smith	HB 28A	FSAA18	
	Series 19A -5, -6	FSAAU8	
	Series 19A -7	FSAAU9	
	Series 19A -8, -12	FSAAU10	
	Cast Iron- 28A	FSAAU	
Smith Cast Iron	GV100 Series	FSA-SMITH4	
	Lexington GS110 Series	FSA-ELB3, 4	
	GT 200	FSAAU3	
State Water Heater	Aurora GAX194	FSAAU14	
StayRite	Pool Heater	FSA-STARITE-4	
Takagi	TH-2S-DV	Standard Vent Pipe 4"	
	T-H1	FSAAU4	FSA-TTA4
	T-K1	FSAAU4	FSA-TTA4
	T-K2	FSAAU4	FSA-TTA4
	T-K3	FSAAU4	FSA-TTA4
	T-K1S	FSAAU4	FSA-TTA4
	T-K Jr.	FSAAU4	FSA-TTA4
	T-KD20	FSAAU4	FSA-TTA4
	T-M1	FSAAU4	FSA-TTA4
	T-M50	FSAAU5	FSA-TTA4
	Solaris	FSA-TS6	
Thermo-Dynamics	LMGD Series	FSA-LMGD4 a	FSA-LMGDTERM4 a
	CWL-GS Series	TBA	
Thermal Solutions	Evolution Series	FSA-HFA3 a, 4 a, 6 a, 8 a	
Triad	1600 (steam)	FSAAU8	
	900 (steam)	FSAAU8	
Triangle Tube	Delta Performance	FSA-TR3	
	Delta Performance Plus	FSA-TR3	
	Prestige Solo 250	FSA-ULT3	
	Prestige Solo 399	FSA-ULT4	
	Prestige Solo 110	FSA-ULT3	
	Solo 250	FSA-ULT3	
Solo 399	FSA-ULT4		

U.S. Boiler	ESC Series	Standard Vent Pipe	
Utica	USC Series	Standard Vent Pipe a d	
	SVB Series	Standard Vent Pipe	
	DV-B Series	Standard Vent Pipe a d	
Vapac	GF Series	FSA-GF3	
Viessmann	Vitocrossal 300 CT-3 Series	FSAAU8, 10, 12	
	Vitocrossal CM2 186-311	FSA-VCM2-08FNSF	
	Vitocrossal CM2 400-620	FSA-VCM2-10FNSF	
	Vitogas 50 ECV Series	Standard Vent Pipe 3" a	FSA-M3 a
	Vitogas 100 GS10 Series	FSAAU8, 9, 10	
	Vertomat VSB-37, 46, 57	TBA	
	Vitodens WB2 Series	FSA-V3, 4	
	Vitorond	FSAAU12	
Wai Wela	PH-16IFSN/P	FSA-RI-4.2	
	PH-20-RIFS/N	FSA-RI-4.2	
	PH-28RIFSN/P	FSAAU4	
Weben Jarco	Vision 3000 Series	FSA-HFA6, 8, 10 a	
	E-Finity	TBA	
Weil McLain	GV ST	FSA-WEIL-GV3	
	CGi Series	FSA-WM-CG13	
	CGs Series	FSA-WM-CG13	
	CGt Series	FSA-WM-CG13	
	GV GOLD Series 3	FSA-WEIL-GVTEE3	
	GV GOLD Series 4	FSA-WEIL-GVTEE3	
	GV90	FSA-ULT3	
	SlimFit SF 500/750 (Exhaust/Intake)	810007130	
	SlimFit SF 1000 (Exhaust)	FSA-SF-06FNSF-EX, FSA-SF-10FNSF-EX (CAT II 10")	
	SlimFit SF 1000 (Air)	FSA-SF-06FNSF-AIR (6"), FSA-SF-08FNSF-AIR (8")	
	SlimFit SF 1500, 2000 (Exhaust)	FSA-SF-08FNSF-EX, FSA-SF-10FNSF-EX (CAT II 10")	
	SlimFit SF 1500, 2000 (Air)	FSA-SF-08FNSF-AIR	
	Ultra Series	FSA-ULT3, 4	
Williamson Thermoflo	GWI Series	FSA-WM-CG13	

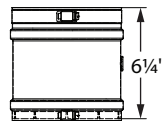
- a = High-temperature RTV silicone sealant is required.
- b = Can also be vented with FSAVL3 (3") or FSAVL4 (4").
- c = Additional Muffler adapters required.
- d = Can use FSAAU in place of Standard Vent Length with silicone.

Universal Appliance Adapter



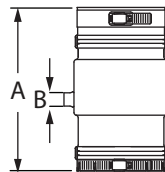
SIZE	ORDER #	STOCK #	A	SIZE	ORDER #	STOCK #	A
3"	FSAAU3	810003966	5 3/8"	9"	FSAAU9	810003982	5 3/8"
4"	FSAAU4	810003970	5 3/8"	10"	FSAAU10	810003984	5 3/8"
5"	FSAAU5	810003972	5 3/8"	12"	FSAAU12	810003987	5 3/8"
6"	FSAAU6	810003974	5 3/8"	14"	FSAAU14	810003990	5 3/8"
7"	FSAAU7	810003977	5 3/8"	16"	FSAAU16	810003992	5 3/8"
8"	FSAAU8	810003980	5 3/8"				

Universal Appliance Adapter w/ Test Port



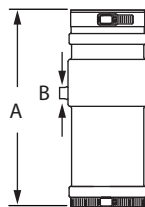
SIZE	ORDER #	STOCK #	SIZE	ORDER #	STOCK #
3"	FSAAUTP03	810003967	9"	FSAAUTP09	810003983
4"	FSAAUTP04	810003971	10"	FSAAUTP10	810003985
5"	FSAAUTP05	810003973	12"	FSAAUTP12	810003988
6"	FSAAUTP06	810003975	14"	FSAAUTP14	810003991
7"	FSAAUTP07	810003978	16"	FSAAUTP16	810003993
8"	FSAAUTP08	810003981			

Universal Appliance Adapter w/ Condensate Drain



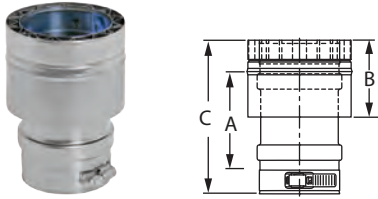
SIZE	ORDER #	STOCK #	A	B
3"	FSAAUCD03	810007011	7 7/10"	5/8"
4"	FSAAUCD04	810003968	7 7/10"	5/8"

Universal Appliance Adapter w/ Condensate Drain and Back Flow Preventer



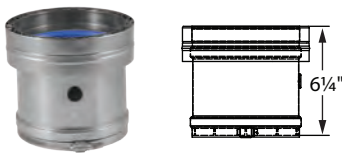
SIZE	ORDER #	STOCK #	A	B
4"	FSAAUDBFP04	810003969	11"	5/8"

W2 Appliance Adapter




SIZE	ORDER #	STOCK #	A	B	C
3"	W2-AA3	810003994	4 4/5"	3"	6"
4"	W2-AA4	810003996	4 4/5"	3"	6"
5"	W2-AA5	810003998	4 4/5"	3"	6"
6"	W2-AA6	810004000	4 4/5"	3"	6"
7"	W2-AA7	810004002	4 4/5"	3"	6"
8"	W2-AA8	810004005	4 4/5"	3"	6"
9"	W2-AA9	810004006	4 4/5"	3"	6"
10"	W2-AA10	810004008	4 4/5"	3"	6"
12"	W2-AA12	810004010	4 4/5"	3"	6"
14"	W2-AA14	810004012	4 4/5"	3"	6"
16"	W2-AA16	810004014	4 4/5"	3"	6"

W2 Appliance Adapter w/ Test Port



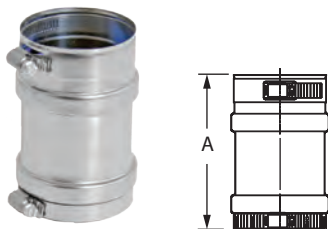
SIZE	ORDER #	STOCK #	SIZE	ORDER #	STOCK #
3"	W2-AATP03	810003995	9"	W2-AATP09	810004007
4"	W2-AATP04	810003997	10"	W2-AATP10	810004009
5"	W2-AATP05	810003999	12"	W2-AATP12	810004011
6"	W2-AATP06	810004001	14"	W2-AATP14	810004013
7"	W2-AATP07	810004003	16"	W2-AATP16	810004015
8"	W2-AATP08	810004005			

Metric Male Appliance Adapters



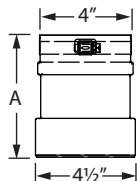
SIZE	ORDER #	STOCK #	A
149 mm	FSA-149-6F	810005577	6"
158 mm	FSA-158-6F	810004016	6"
197 mm	FSA-197-8F	810004017	6"
250 mm	FSA-250-10F	810004018	6"

De Dietrich GT Series Appliance Adapter



SIZE	ORDER #	STOCK #	A
7"	FSAAU7	810003977	5 3/5"
8"	FSAAU8	810003980	5 3/5"
10"	FSAAU10	810003984	5 3/5"
12"	FSAAU12	810003987	5 3/5"

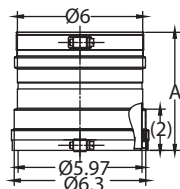
4" PVC to 4" FasNSeal Appliance Adapter



SIZE	ORDER #	STOCK #	A
4"	FSA-4PVC-4FNS	810004019	5 1/2"

6" Fulton EDR 750-1500 to 6" FasNSeal Appliance Adapter

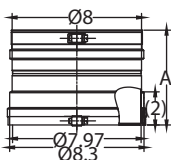
***new product**



SIZE	ORDER #	STOCK #	A
6"	FSA-FULTEDR-6FNSF	810010020	5.9"

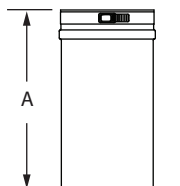
8" Fulton EDR 2000 to 8" FasNSeal Appliance Adapter

***new product**



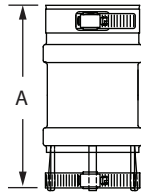
SIZE	ORDER #	STOCK #	A
6"	FSA-FULTEDR-8FNSF	810010021	5.9"

Aerco International Appliance Adapter



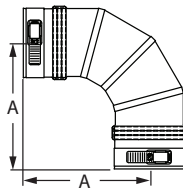
SIZE	ORDER #	STOCK #	A
6"	FSA-AE6	810004022	11 4/5"
8"	FSA-AE8	810004023	11 4/5"

Laars Endurance Series Appliance Adapter



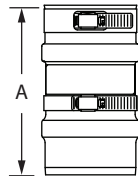
SIZE	ORDER #	STOCK #	A
3"	FSA-B3	810004024	4 1/8"
4"	FSA-B4	810004025	4 1/8"

Elbow Appliance Adapter



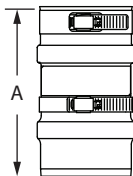
SIZE	ORDER #	STOCK #	A
3"	FSA-ELB3	810004026	6 1/2"
4"	FSA-ELB4	810004027	6 1/8"

Fulton Boiler Appliance Adapter



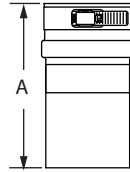
SIZE	ORDER #	STOCK #	A
4"	FSA-F4	810004028	4 9/16"
6"	FSA-F6	810004029	4 9/16"

Heatfab-To-FasNSeal Appliance Adapter



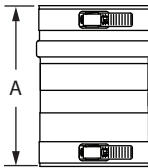
SIZE	ORDER #	STOCK #	A	SIZE	ORDER #	STOCK #	A
3"	FSA-HFA3	810004032	6"	7"	FSA-HFA7	810004036	6"
4"	FSA-HFA4	810004033	6"	8"	FSA-HFA8	810004037	6"
5"	FSA-HFA5	810004034	6"	9"	FSA-HFA9	810004038	6"
6"	FSA-HFA6	810004035	6"	10"	FSA-HFA10	810006988	6"

Burnham & New Yorker Appliance Adapter



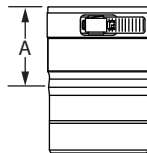
SIZE	ORDER #	STOCK #	A
3"	FSA-HFB3	810004039	6"
4"	FSA-HFB4	810004040	6"

Bosch, Thermo-Dynamics & Laars Appliance Adapter



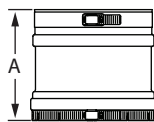
SIZE	ORDER #	STOCK #	A
4"	FSA-LMGD4	810004041	6"

Crown, Dunkirk & Modine Termination Appliance Adapter



SIZE	ORDER #	STOCK #	A
3"	FSA-M3	810004042	2 1/2"
4"	FSA-M4	810004043	2 1/2"

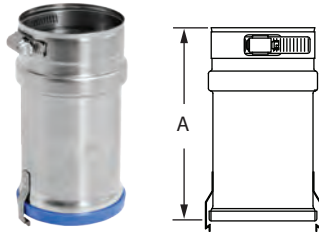
Cleaver Brooks MCF Series Appliance Adapter



SIZE	ORDER #	STOCK #	A
6"	FSA-MCF6	810004044	6"
8"	FSA-MCF8	810004045	6"
10"	FSA-MCF10	810004046	6"
12"	FSA-MCF12	810004047	6"

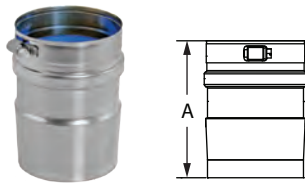
Dunkirk XEB Series & Pennco
FSB Series Appliance Adapter

SIZE	ORDER #	STOCK #	A
3"	FSAMETEK3	810004048	6"



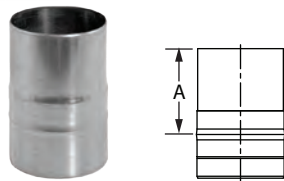
Fulton Tapered
Appliance Adapter

SIZE	ORDER #	STOCK #	A
4"	FSA04T2.5	810004030	5 3/4"
6"	FSA06T2.5	810004031	5 3/4"



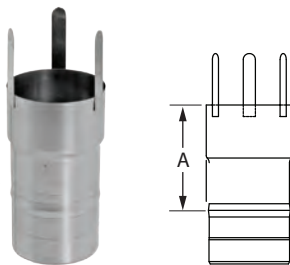
Noritz NOM-DV Series
Termination Appliance Adapter

SIZE	ORDER #	STOCK #	A
4"	FSA-NSC4	810004049	4"

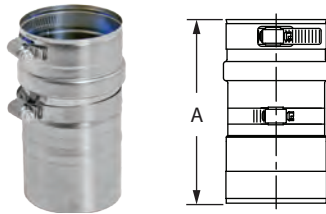


Slantfin Concept & New Yorker
PVC Series Termination
Appliance Adapter

SIZE	ORDER #	STOCK #	A
3"	FSA-NYV3	810004050	4"

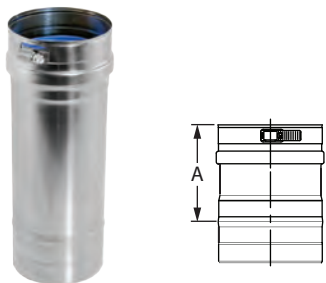


Peerless PDE Model Appliance Adapter



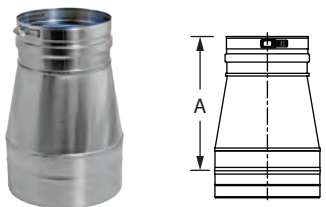
SIZE	ORDER #	STOCK #	A
6"	FSA-PDE3	810004051	6"

Patterson Kelly Mach Series Appliance Adapter



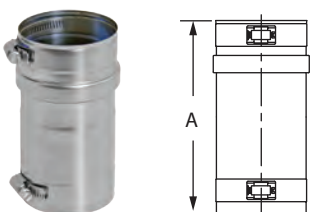
SIZE	ORDER #	STOCK #	A
4"	FSA-PK4	810004052	8 3/4"
5"	FSA-PK5	810004053	4 7/8"
8"	FSA-PK8	810004054	5 7/8"

Tapered Patterson Kelly Mach Series Appliance Adapter



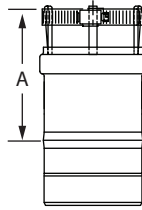
SIZE	ORDER #	STOCK #	A
6"	FSA-PKT6	810004055	8"

Peerless & Lochinvar Appliance Adapter



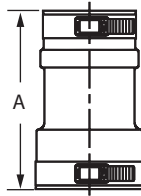
SIZE	ORDER #	STOCK #	A
3"	FSA-PSC/DE3	810004056	6"

Burnham & Quieside Termination Appliance Adapter



SIZE	ORDER #	STOCK #	A
3"	FSA-PV3	810004057	3"

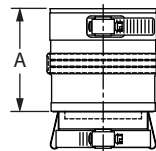
PVC-To-FasNSeal Appliance Adapter



SIZE	ORDER #	STOCK #	A
3"	FSA-PVC3	810004020	5 1/2"
4"	FSA-PVC4	810004021	5 1/2"

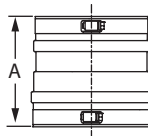
Rheem/Ruud RTG & Paloma PTG/PH Series Appliance Adapter

***updated order #**



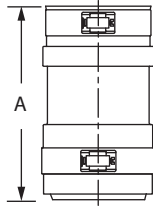
SIZE	ORDER #	STOCK #	A
3"	FSA-RI-4.2	810004058	3"

Buderus SB Series Appliance Adapter



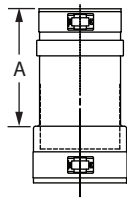
SIZE	ORDER #	STOCK #	A
7"	FSA-SB7	810004059	6"
8"	FSA-SB8	810004060	6"
10"	FSA-SB10	810004061	6"
12"	FSA-SB12	810004062	6"
14"	FSA-SB14	810004063	6"

Smith GV-100 Appliance Adapter



SIZE	ORDER #	STOCK #	A
4"	FSA-SMITH4	810004064	18"

Triangle Delta Series Appliance Adapter



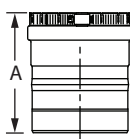
SIZE	ORDER #	STOCK #	A
3"	FSA-TR3	810004065	4"

Thermal Solutions Appliance Adapter



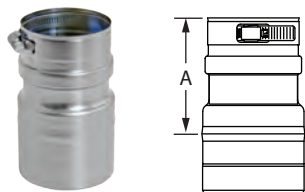
SIZE	ORDER #	STOCK #	A
6"	FSA-TS6	810004066	4 1/4"

Takagi TK-TV Series Termination Appliance Adapter



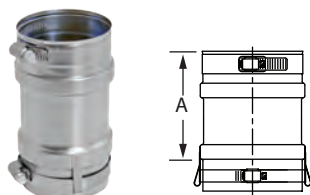
SIZE	ORDER #	STOCK #	A
4"	FSA-TTA4	810004067	3"

Weil McLain Ultra Series Appliance Adapter



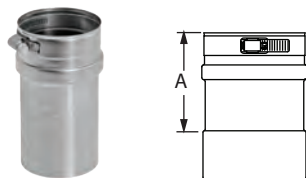
SIZE	ORDER #	STOCK #	A
3"	FSA-ULT3	810004068	3 3/8"
4"	FSA-ULT4	810004069	3 3/8"

Columbia LVGD Series Appliance Adapter




SIZE	ORDER #	STOCK #	A
3"	FSA-UTC3	810004073	4 1/2"
4"	FSA-UTC4	810004074	4 1/2"

Viessmann Vitoden Series Appliance Adapter



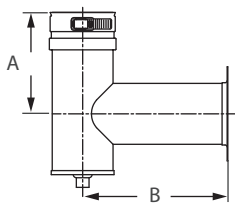
SIZE	ORDER #	STOCK #	A
3"	FSA-V3	810004075	3"
4"	FSA-V4	810004076	3"

Weil McLain GV Model Appliance Adapter



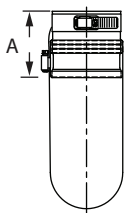
SIZE	ORDER #	STOCK #	A
3"	FSA-WEIL-GV3	810004070	4 1/2"

Weil McLain Tee Appliance Adapter



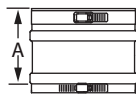
SIZE	ORDER #	STOCK #	A	B
3"	FSA-WEIL-GVTEE3	810004071	5"	7 $\frac{3}{16}$ "

Weil McLain CG Series & Williamson Thermoflow GWI Series Appliance Adapter



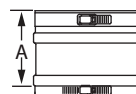
SIZE	ORDER #	STOCK #	A
3"	FSA-WM-CG3	810004072	3"

Fulton Muffler Inlet Muffler



SIZE	ORDER #	STOCK #	A
4"	FSAAM4	810004077	5 $\frac{9}{16}$ "
6"	FSAAM6	810004078	5 $\frac{9}{16}$ "

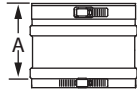
Female-To-Male Jeremias Muffler



SIZE	ORDER #	STOCK #	A
7"	FSA-180F-7M	810004079	5 $\frac{1}{2}$ "

Male-To-Female Jeremias Muffler

SIZE	ORDER #	STOCK #	A
7"	FSA-7F-180M	810004080	5 4/5"



PolyPro®

**Polypropylene venting products for
high-efficiency condensing
appliance installations.**

Listed to ULC-S636.



PolyPro

Specifications

Applications

PolyPro is a polypropylene vent pipe for use with ANSI Category II and IV gas-burning appliances, including high-efficiency water heaters, condensing boilers and warm air furnaces. PolyPro is listed by Intertek to the ULC S636 standard in Canada as a Class IIA, IIB and IIC vent system suitable for exhaust temperatures up to 230°F / 110°C, and a maximum positive pressure of 15 in-w.c.

Materials and Construction

Rigid pipe constructed of 2.2mm (minimum) thick polypropylene. Flex is double-wall polypropylene. EPDM or optional Viton Gaskets

Clearances

0" clearance to combustibles for exhaust temperatures up to 194°F / 90°C, and 0" clearance for vertical installations up to exhaust temperatures of 230°F / 110°C and ¼" / 6mm clearance to combustibles for horizontal installations at exhaust temperatures up to 230°F / 110°C. PolyPro concentric vent system components, including concentric Horizontal Termination and Vertical Termination, are listed at 0" clearance to combustibles for exhaust temperatures up to 230°F / 110°C. Double Wall PolyPro provides 0" clearance to combustibles.

Diameters

2" (60mm), 3" (80mm), 4" (100mm), 5" (130mm), 6" (150mm), and 8" (200mm).

Listings

Listed with the appliance in the USA and Canada, check with appliance manufacturer. Intertek / ETL listed to ULC S636 Listed as a Class IIA, IIB, and IIC vent system.

PolyPro and PVC/CPVC: PVC pipes are commonly used for venting water heaters, condensing boilers and warm air furnaces, yet PVC was never designed for such use. PolyPro is an engineered alternative for condensing gas appliances. Engineered for venting, it is easier and faster to install than PVC, saving the contractor time and money. Polypropylene has a higher operating temperature limit of 230°F/110°C (PVC is 149°F/65°C max and CPVC is 194°F/90°C). PolyPro is engineered with a condensation management system.

Flex

PolyPro Flex through B Vent as a Chase: Retrofit venting for new, high-efficiency appliances. When replacing a mid-efficiency appliance with a new condensing 90+ appliance, you can use the existing B vent (any brand) as a chase for the new appliance with PolyPro. The perfect solution for utilizing the B Vent already in place, use the convenient pull cone to insert double-wall PolyPro Flex through the B Vent pipe and terminate in either a two pipe or single pipe system. At the other end is the unique B Vent/PolyPro Support Cap, allowing for the connection of flex to rigid PolyPro lengths and elbows to finish the installation.

Terminations

DuraVent's concentric PolyPro vertical terminations are lab tested to handle harsh weather and remain icicle free in freezing temperatures. Air circulation and weather conditions like rain, wind and ice have the potential to reduce the efficiency of a unit's performance and the operation of its venting system.

Double Wall

DW shells are offered separately, handling pipe lengths, elbows, and appliance connections. For installation, single wall PolyPro is inserted into the metal shell, which has a support disk inside. Adjustable DW sections are available if needed. The vent system is supported using typical means, including wall straps, elbow straps and roof or firestop supports. Vertical and Horizontal Terminations are available. Additionally, you can use adapters to transition from an M&G DuraVent / Security Chimney stainless vent systems, to DW PolyPro. This integration of vent systems gives you unmatched installation flexibility.



PolyPro is approved by the
Massachusetts Plumbers Board.
Approval code G1-0811-42.



Commercial & OEM Product Development

M&G DuraVent engineers are expertly skilled to develop venting components to OEM specs. To satisfy specific venting requirements, DuraVent has the experience to provide custom design, prototyping and testing of vent systems and components engineered to the demands of specific appliances.

The PolyPro Commercial Difference

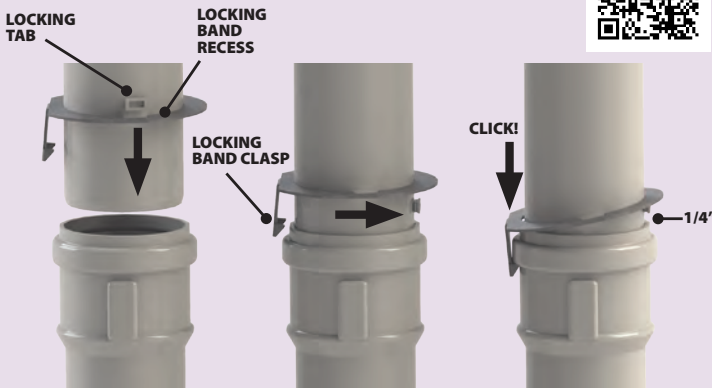
- Available in 5in. (130mm), 6in. (150mm) and 8in. (200mm) diameters.
- Completely smooth inner wall for optimal flow performance.
- Components designed for complete discharge of condensate.
- Design allows for system distance adjustment from the back of the appliance.
- Sizing services available to help in calculating required vent size.

New & Improved Locking System

Incorporates a locking tab on the male end of the pipe and a revised locking band that slides over the tab, twists and firmly grasps the socket of the next pipe. This approach offers installers a number of important advantages including a secure mechanical connection (rather than relying on friction alone) and the ability to inspect the joint after installation for proper insertion depth.

The locking band is placed on the pipe, elbows and tees at the factory. Including the locking band(s) with the part will ensure the requirement for the listing is met. There is no need to remember to include separate locking bands on your order as before. All new parts with the upgraded locking system will have a new part number ending in "L".

To see the new PolyPro locking system, visit duravent.com and click on the link for the PolyPro Locking System video or scan the QR tag below with your smartphone.



M&G DuraVent is dedicated to one thing: focusing on the design and manufacturing of venting products. As experts in this industry, our team is passionate about creating innovative, quality products. We invest in equipment with the latest technology to develop and test venting products that are engineered to one standard: excellence. All measuring equipment is calibrated to the same levels as used by testing agencies and are compliant with ISO 17025, the test-laboratory standard.



Wind Tunnel Laboratory

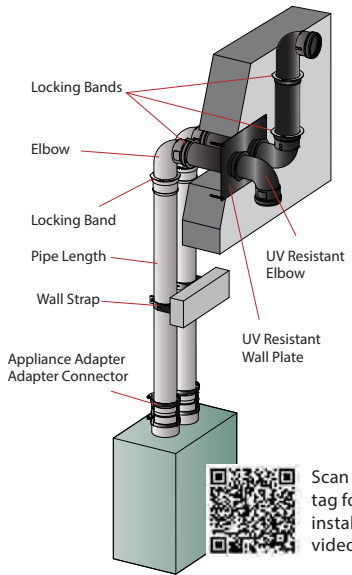
The wind tunnel lab allows us to gather precise data with 270 degrees of measurement on terminations. All data is analyzed for product performance under rigorous conditions before going to market.

Rain Testing

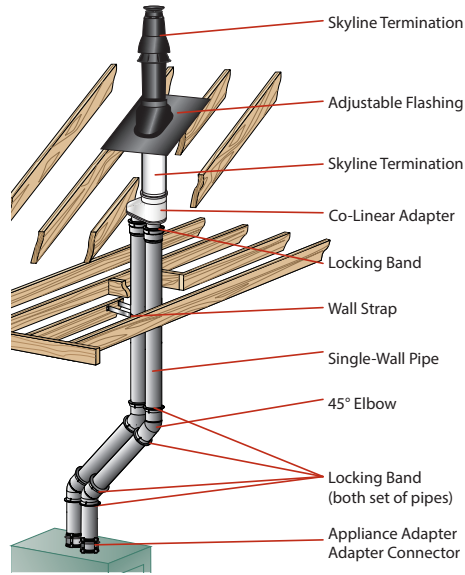
M&G labs test the vapor/moisture barrier of products by subjecting them to extreme rain and wind conditions. These tests are compliant with both the US and Canadian requirements as well as the stringent European standards.

Climate Testing

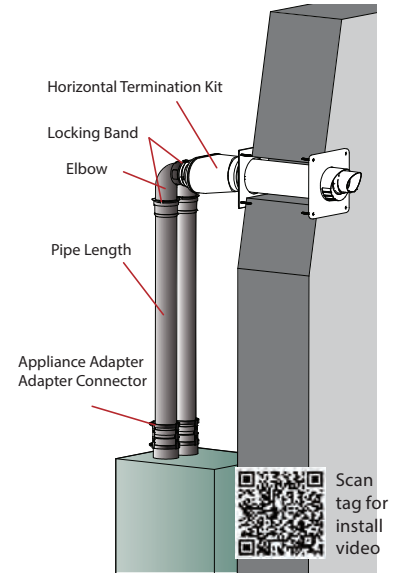
M&G labs have developed a patented ice testing system in the climate room. Tests run to -4°F (-20°C). PolyPro vertical terminations are engineered to remain icicle free.



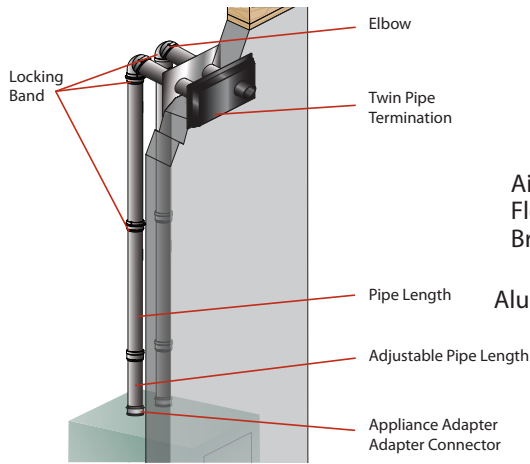
Horizontal Twin Pipe Elbow Termination



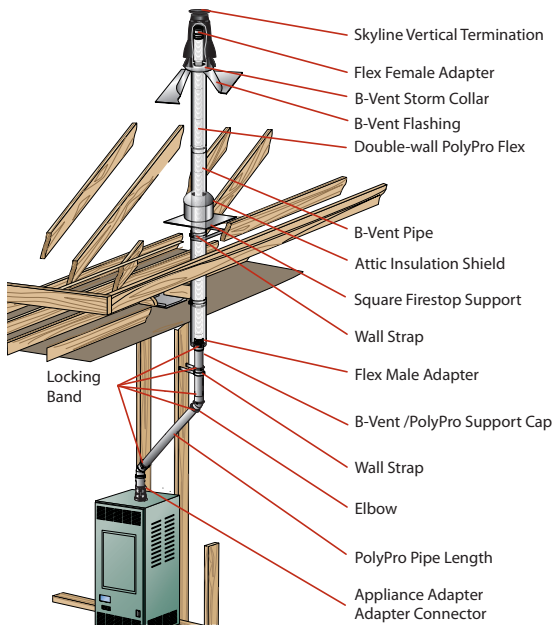
Twin Pipe with Concentric Termination



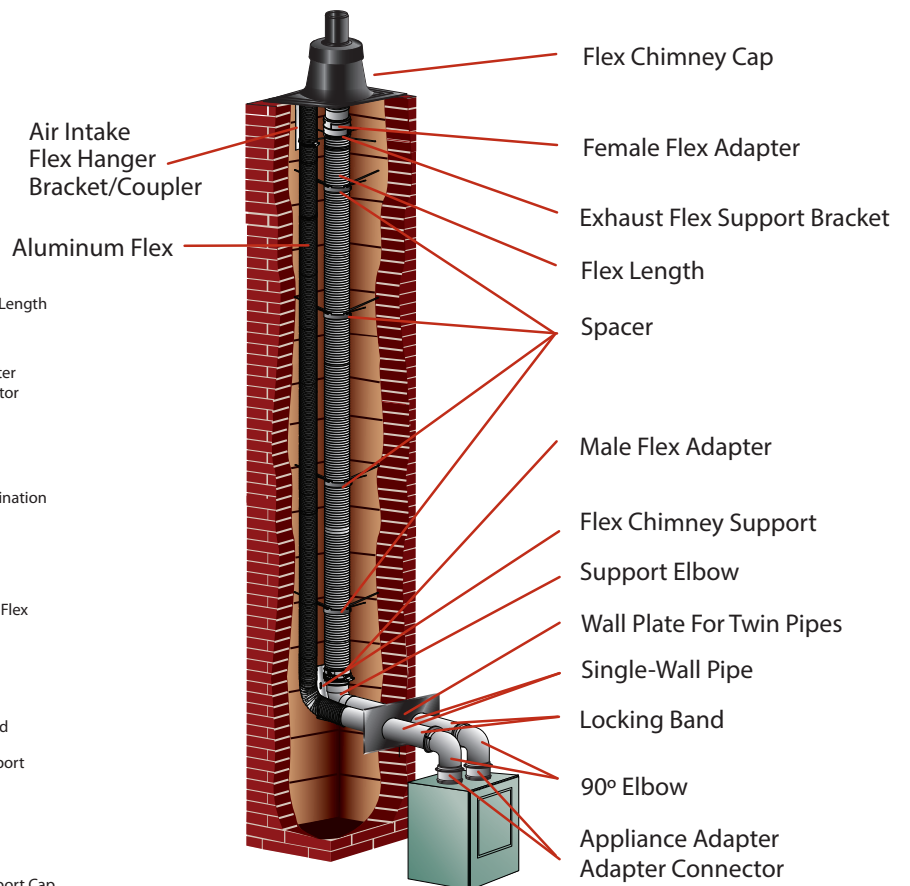
Horizontal Twin Pipe Concentric



Horizontal Twin Pipe Below Grade



Flex Through B vent as a Chase

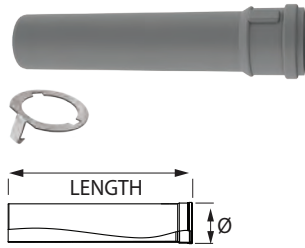


Flex Through Chimney w/Air Intake

See PolyPro Flex section for information on how to create your own air intake kit.



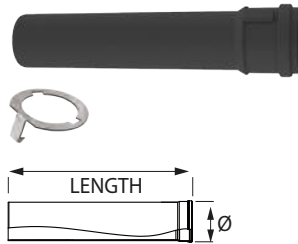
Single-Wall Pipe



Use to vent condensing appliances. 2" (60mm) of overlap at the joint. Listed to ULC S636. Locking bands are required at all joint connections. Includes 1 Locking Band per each length .

SIZE	12" 305mm		36" 914mm		72" 1829mm	
	ORDER #	STOCK #	ORDER #	STOCK #	ORDER #	STOCK #
2" 60mm	2PPS-12L	810009667	2PPS-36L	810009669	2PPS-72L	810009671
3" 80mm	3PPS-12L	810009657	3PPS-36L	810009696	3PPS-72L	810009698
4" 100mm	4PPS-12L	810009723	4PPS-36L	810009725	4PPS-72L	810009727
5" 130mm	5PPS-12L	810009755	5PPS-36L	810009756	5PPS-72L	810009757
6" 150mm	6PPS-12L	810009772	6PPS-36L	810009774	6PPS-72L	810009776
SIZE	40" 1016mm		75" 1905mm			
	ORDER #	STOCK #	ORDER #	STOCK #		
8" 200mm	8PPS-40L	810009793	8PPS-75L	810009794		

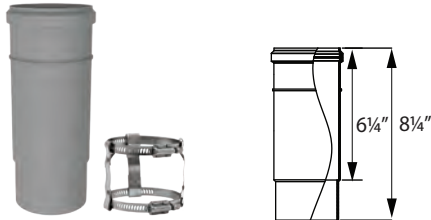
Black UV Resistant Single-Wall Pipe



Use to vent condensing appliances. 2" (60mm) of overlap at the joint. Listed to ULC S636. Made of UV resistant polypropylene. Includes 1 Locking Band.

SIZE	12" 305mm		36" 914mm	
	ORDER #	STOCK #	ORDER #	STOCK #
2" 60mm	2PPS-12BL	810009668	2PPS-36BL	810009670
3" 80mm	3PPS-12BL	810009695	3PPS-36BL	810009697
4" 100mm	4PPS-12BL	810009724	4PPS-36BL	810009726
6" 150mm	6PPS-12BL	810009773	6PPS-36BL	810009775

Adjustable Pipe



Use to add length to straight length of PolyPro pipe. Slips over any standard single-wall pipe length to form a telescoping pipe section. 4 1/2" (114mm) of adjustment. Adjustable pipe not available in 8" (200mm) diameter. Includes 1 Adapter Connector clamp.

SIZE	ORDER #	STOCK #	SIZE	ORDER #	STOCK #
2" 60mm	2PPS-08AVL	810009674	5" 130mm	5PPS-08AVL	810009759
3" 80mm	3PPS-08AVL	810009702	6" 150mm	6PPS-08AVL	810009778
4" 100mm	4PPS-08AVL	810009731			

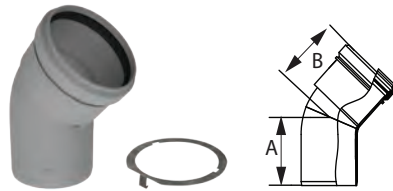
Test Port



Use for combustion analysis testing without drilling holes into the vent system. Port cap is threaded for easy removal. Install immediately above the appliance. Includes 1 Locking Band.

SIZE	ORDER #	STOCK #	SIZE	ORDER #	STOCK #
2" 60mm	2PPS-TPL	810009690	5" 130mm	5PPS-TPL	810009769
3" 80mm	3PPS-TPL	810009718	6" 150mm	6PPS-TPL	810009789
4" 100mm	4PPS-TPL	810009751	8" 200mm	8PPS-TPL	810009805

45° Elbow



Offsets around obstructions as needed. Includes 1 Locking Band.

SIZE	ORDER #	STOCK #	A	B
2" 60mm	2PPS-E45L	810009675	2 7/8" 72.5mm	2 11/16" 69mm
3" 80mm	3PPS-E45L	810009703	2 7/8" 73mm	2 7/8" 73mm
4" 100mm	4PPS-E45L	810009733	2 13/16" 78mm	2 13/16" 78mm
5" 130mm	5PPS-E45L	810009760	3 3/4" 95mm	3 13/16" 98mm
6" 150mm	6PPS-E45L	810009781	3 13/16" 98mm	3 15/16" 101mm
8" 200mm	8PPS-E45L	810009798	4 7/16" 111mm	5 7/16" 131mm

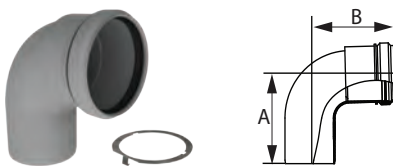
Black UV Resistant 45° Elbow



Offsets around obstructions as needed. Made of UV resistant polypropylene. May be used for terminations. Order Bird Guard Screen to protect opening when used as termination. Includes 1 Locking Band.

SIZE	ORDER #	STOCK #	A	B
2" 60mm	2PPS-E45BL	810009676	2 7/8" 73mm	2 11/16" 69mm
3" 80mm	3PPS-E45BL	810009704	2 7/8" 73mm	2 7/8" 73mm
4" 100mm	4PPS-E45BL	810009734	2 13/16" 78mm	2 1/2" 65mm

90° Elbow



Offsets around obstructions as needed. Includes 1 Locking Band.

SIZE	ORDER #	STOCK #	A	B
2" 60mm	2PPS-E90L	810009677	4" 100mm	4" 100mm
3" 80mm	3PPS-E90L	810009658	4 5/16" 110mm	4 5/16" 110mm
4" 100mm	4PPS-E90L	810009735	4 1/2" 115mm	4 1/2" 115mm
5" 130mm	5PPS-E90L	810009761	6 3/4" 169mm	5 15/16" 152mm
6" 150mm	6PPS-E90L	810009782	7 1/4" 183mm	6 1/2" 166mm
8" 200mm	8PPS-E90L	810009799	8 15/16" 227mm	7 3/4" 195mm

Black UV Resistant 90° Elbow



Offsets around obstructions as needed. Made of UV resistant polypropylene. May be used for terminations. Order Bird Guard Screen to protect opening when used as termination. Includes 1 Locking Band.

SIZE	ORDER #	STOCK #	A	B
2" 60mm	2PPS-E90BL	810009678	4" 100mm	4" 100mm
3" 80mm	3PPS-E90BL	810009705	4 5/8" 110mm	4 5/8" 110mm
4" 100mm	4PPS-E90BL	810009736	4 1/2" 115mm	4 1/2" 115mm
6" 150mm	6PPS-E90BL	810009783	7 1/4" 183mm	6 1/2" 166mm

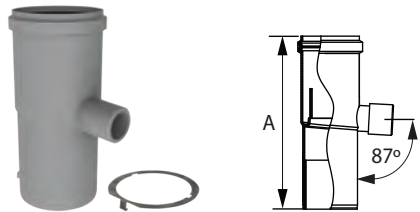
Black UV Resistant Extended 90° Elbow



Made of UV resistant polypropylene. May be used for terminations. Order Bird Guard Screen to protect opening when used as termination. Includes 1 Locking Band.

SIZE	ORDER #	STOCK #	A	B
2" 60mm	2PPS-E90EBL	810009679	14" 358mm	16" 405mm
3" 80mm	3PPS-E90EBL	810009706	14 1/4" 360mm	16 5/8" 415mm
4" 100mm	4PPS-E90EBL	810009737	14 1/4" 360mm	16 1/2" 420mm

Condensate Drain



Use to remove corrosive condensates from within the vent system. 1-1/4" OD drain outlet. Includes 1 locking band. For 8" systems - use 8PPS-T with 8PPS-CD Tee Cap Drain.

SIZE	ORDER #	STOCK #	A	SIZE	ORDER #	STOCK #	A
2" 50mm	2PPS-CDL	8100010347	7" 180mm	5" 130mm	5PPS-CDL	8100010350	7" 180mm
3" 80mm	3PPS-CDL	8100010348	7" 180mm	6" 150mm	6PPS-CDL	8100010351	7" 180mm
4" 100mm	4PPS-CDL	8100010349	7" 180mm				

Tee Cap



Use cap on Tees, Condensate Drain or on other components where a cap is needed.

SIZE	ORDER #	STOCK #	SIZE	ORDER #	STOCK #
2" 60mm	2PPS-C	810004103	5" 130mm	5PPS-C	810004226
3" 80mm	3PPS-C	810004142	6" 150mm	6PPS-C	810004261
4" 100mm	4PPS-C	810004185	8" 200mm	8PPS-C	810004292


Tee Cap w/Condensate Drain



Use cap on Tees, Condensate Drain or on other components where a cap is needed.

SIZE	ORDER #	STOCK #
8" 200mm	8PPS-CD	810004291

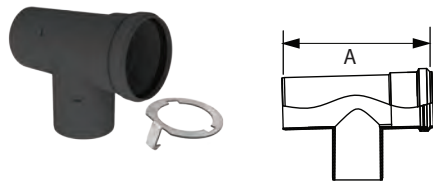
Tee w/ Cap



Use for a 90° offset or to combine connections. Includes 2 Locking Bands.

SIZE	ORDER #	STOCK #	A	SIZE	ORDER #	STOCK #	A
2" 60mm	2PPS-TL	810009687	7" 180mm	5" 130mm	5PPS-TL	810009767	11" 280mm
3" 80mm	3PPS-TL	810009659	7 7/8" 200mm	6" 150mm	6PPS-TL	810009787	11" 280mm
4" 100mm	4PPS-TL	810009748	8 11/16" 220mm	8" 200mm	8PPS-TL	810009803	13 13/16" 350mm

Black UV Resistant Tee



Use as a termination. Made of UV resistant polypropylene. Gasket not included. Includes 1 Locking Band.

SIZE	ORDER #	STOCK #	A
2" 60mm	2PPS-TBL	810009688	7" 180mm
3" 80mm	3PPS-TBL	810009716	7 7/8" 200mm
4" 100mm	4PPS-TBL	810009749	8 11/16" 220mm

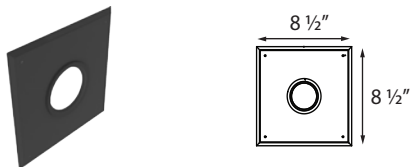
Black UV Resistant Termination Tee



Use as a termination. Manufactured with two female ends to accept Bird Screen on both ends. Use bird screen to protect openings. Made of UV resistant polypropylene. Includes 2 Bird Guard Screens & 1 Locking Band included.

SIZE	ORDER #	STOCK #
6" 150mm	6PPS-TTBL	810009790

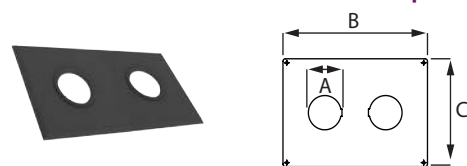
Black Wall Plate



Use to trim wall penetration. Painted black metal with gasket.

SIZE	ORDER #	STOCK #	SIZE	ORDER #	STOCK #
2" 60mm	2PPS-WPB	810004112	4" 100mm	4PPS-WPB	810004195
3" 80mm	3PPS-WPB	810004152			

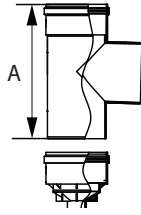
Black Wall Plate for Twin Pipes



Use to trim wall penetration when using two pipes. Painted black metal with gaskets.

SIZE	ORDER #	STOCK #	A	B	C
2" 60mm	2PPS-WPT	810004113	2" 60mm	11 7/8" 302mm	8 1/2" 216mm
3" 80mm	3PPS-WPT	810004153	3" 80mm	11 7/8" 302mm	8 1/2" 216mm
4" 100mm	4PPS-WPT	810004196	4" 100mm	12 7/8" 327mm	8 1/2" 216mm

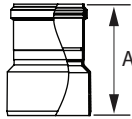
Tee w/Drain Cap



Use to remove corrosive condensates from within the vent system at the bottom of a vertical stack. 1-1/4" OD drain outlet. Includes 2 locking bands.

SIZE	ORDER #	STOCK #	SIZE	ORDER #	STOCK #
2" 60mm	2PPS-TCDL	810009689	5" 130mm	5PPS-TCDL	810009768
3" 80mm	3PPS-TCDL	810009717	6" 150mm	6PPS-TCDL	810009788
4" 100mm	4PPS-TCDL	810009750	8" 200mm	8PPS-TCDL	810009804

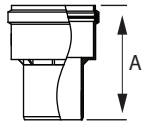
Reducer



Use to transition the vent system to a smaller diameter. Includes 1 Adapter Connector clamp.

SIZE	ORDER #	STOCK #	A
3" - 2" 80 - 60mm	3PPS-R2L	810009714	5" 130mm
4" - 3" 100 - 80mm	4PPS-R3L	810009746	5" 130mm
5" - 4" 130 - 100mm	5PPS-R4L	810009764	7 5/8" 193mm
6" - 5" 150 - 130mm	6PPS-R5L	810009785	7 3/4" 197mm
8" - 6" 200 - 150mm	8PPS-R6L	810009801	5 15/16" 150mm

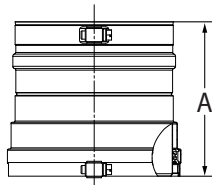
Increaser



Use to transition the vent system to a larger diameter. Install in vertical orientation only. Includes 1 Adapter Connector clamp.

SIZE	ORDER #	STOCK #	A
2" - 3" 60 - 80mm	2PPS-X3L	810009694	4 5/16" 110mm
3" - 4" 80 - 100mm	3PPS-X4L	810009722	4 5/16" 110mm
4" - 5" 100 - 130mm	4PPS-X5L	810009754	4 5/16" 110mm
5" - 6" 130 - 150mm	5PPS-X6L	810009771	4 5/16" 110mm
6" - 8" 150 - 200mm	6PPS-X8L	810009792	5 3/4" 145mm

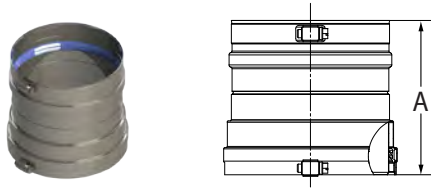
6" Fulton EDR 750-1500 to 6" PolyPro Appliance Adapter



Use to connect 6" diameter PolyPro vent system to the Fulton EDR 750-1600 model appliance. No adapter connector and/or locking band required. Hose clamps on both ends.

SIZE	ORDER #	STOCK #	A
6"	6PPS-FULTEDR-6PPF	810010023	5.9"

8" Fulton EDR 2000 to 8" PolyPro Appliance Adapter



Use to connect 8" diameter PolyPro vent system to the Fulton EDR 2000 model appliance. No adapter connector and/or locking band required. Hose clamps on both ends.

SIZE	ORDER #	STOCK #	A
8"	8PPS-FULTEDR-8PPF	810010025	5.9"

Appliance Adapter for PVC Pipe



Use to connect PolyPro vent system to an appliance outlet. Double female adapter - one end accepts PVC male pipe and the other accepts PolyPro male pipe. Locking Band is required on the female PP end.

SIZE	ORDER #	STOCK #
3" 80mm	3PPS-AD-M	810007169
4" 100mm	4PPS-AD-M	810007170

Appliance Adapter for PVC Coupler



Use to adapt rigid PolyPro pipe length to the inside of the PVC/CPVC coupler or other plastic/metal appliance outlet. Must be used with Adapter Connector for flue gas. Includes 1 Adapter Connector clamp.

SIZE	ORDER #	STOCK #	SIZE	ORDER #	STOCK #
2" 60mm	2PPS-ADL	810009672	4" 100mm	4PPS-ADL	810009728
3" 80mm	3PPS-ADL	810009699			

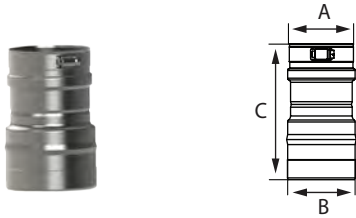
Female Appliance Adapter



Use to connect PolyPro to a nominal sized pipe with a smooth male end outlet. No adapter connector and/or Locking Band required. Hose clamps on both ends.

SIZE	ORDER #	STOCK #	A	B	C
3" 80mm	FSAAU3-3PP	810004171	3 1/5" 81mm	3" 80mm	5" 130mm
4" 100mm	FSAAU4-4PP	810004210	4" 100mm	4" 100mm	5" 130mm
6" 150mm	FSAAU6-6PP	810004283	5 15/16" 151mm	6" 150mm	5" 130mm
8" 200mm	FSAAU8-8PP	810004312	7 15/16" 199mm	8" 200mm	5" 130mm

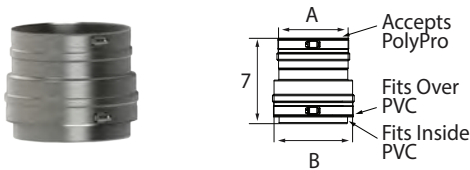
Male PVC Appliance Adapter



Use to connect PolyPro vent system to a standard stainless steel appliance outlet equipped with an integrated hose clamp and gasket. Must be used with Adapter Connector for flue gas, unless a clamp is supplied on the appliance outlet. Same O.D. as PVC.

SIZE	ORDER #	STOCK #	A	B	C
3" to 2" 80mm	3PPS-03PVC-2PPF	810007345	2 2/5" 61mm	3 1/2" 89mm	6" 150mm
3" to 3" 80mm	3PPS-03PVC-3PPF	810004167	3 3/16" 81mm	3 1/2" 89mm	6 13/16" 173mm
4" 100mm	4PPS-04PVC-4PPF	810004207	4" 102mm	4 1/2" 114mm	6 13/16" 173mm
6" 150mm	6PPS-06PVC-6PPF	810004281	5 3/16" 132mm	5 9/16" 141mm	6 13/16" 173mm
8" 200mm	8PPS-08PVC-8PPF	810004310	6" 152mm	6 5/8" 168mm	6 15/16" 176mm

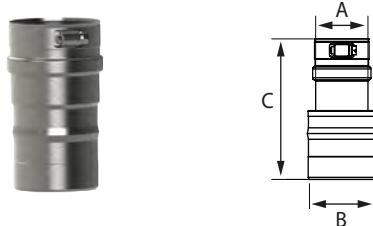
Female PVC Appliance Adapter



Use to directly connect PolyPro to a male PVC Pipe appliance outlet. Seals on the O.D. of the PVC pipe and has a clamp. No adapter connector and/or Locking Band required.

SIZE	ORDER #	STOCK #	A	B
5" 130mm	5PPS-05PVCF-5PPF	810004244	5" 130mm	5 11/16" 144mm
6" 150mm	6PPS-06PVCF-6PPF	810004280	5 15/16" 151mm	6 11/16" 170mm
8" 200mm	8PPS-08PVCF-8PPF	810004309	7 15/16" 132mm	7 7/8" 200mm

FasNSeal Adapter



Use to transition from FasNSeal vent system to PolyPro vent system. Can be used as an appliance adapter or inline. No Locking Band required.

SIZE	ORDER #	STOCK #	A	B	C
3" 80mm	FSA-03M-2PPF	810004170	2 3/8" 60mm	3" 76mm	6 1/8" 156mm
3" 80mm	FSA-03M-3PPF	810004169	3 1/8" 79mm	3" 76mm	5 15/16" 151mm
4" 100mm	FSA-04M-4PPF	810004209	4" 100mm	4" 100mm	5 15/16" 151mm
5" 130mm	FSA-05M-5PPF	810004247	5 3/16" 132mm	5" 130mm	5 15/16" 151mm
6" 150mm	FSA-06M-6PPF	810007030	5 15/16" 151mm	6" 150mm	6" 150mm
7" 178mm	FSA-07M-6PPF	810004463	6 1/8" 156mm	6 5/16" 160mm	7" 178mm
8" 200mm	FSA-08M-8PPF	810007031	8" 200mm	8" 200mm	6" 150mm

PolyProTo-FasNSeal Adapter



Use to transition from PolyPro vent system to FasNSeal vent system or to connect a metric appliance to FasNSeal. Can be used as an appliance adapter or inline. Includes 1 locking band.

SIZE	ORDER #	STOCK #	A	B	C
3" 80mm	3PPS-ADM-03FNSFL	810009701	3" 80mm	3 1/8" 79mm	3 13/16" 97mm
4" 100mm	4PPS-ADM-04FNSFL	810009730	4" 100mm	3 15/16" 99mm	5 15/16" 151mm
5" 130mm	5PPS-ADM-05FNSFL	810009758	5" 130mm	5 1/8" 131mm	5 15/16" 151mm
6" 150mm	6PPS-ADM-06FNSFL	810009777	6" 150mm	5 15/16" 151mm	7" 178mm
8" 200mm	8PPS-ADM-08FNSFL	810009795	8" 200mm	7 7/8" 199mm	7" 178mm

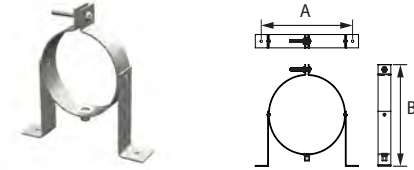
Adapter Connector



Use to secure PolyPro pipe to PVC/CPVC coupler or appliance outlet. Universal size for 2-4 inch and 5-8 inch systems. M&G DuraVent requires its use with flue gas applications and recommends it with air intake applications.

SIZE	ORDER #	STOCK #	SIZE	ORDER #	STOCK #
2" - 4"	PPS-PAC	810004128	5" - 8"	PPS-PACL	810004243

Wall Strap - Metal



Use to support offsets and pipe used in vertical rise or horizontal runs as per installation instructions. Wall Strap legs can be rotated up to 360° for versatility. Accepts standard 1/4" all-thread. Available in galvanized or stainless steel metals. Note: Vent pipe must be supported at least every 10 feet (3m) vertically. Horizontal or sloped sections of vent pipe require a wall strap on each pipe section.

SIZE	GALVANIZED		A	B	SIZE	STAINLESS STEEL		A	B
	ORDER #	STOCK #				ORDER #	STOCK #		
2" 60mm	2PPS-WSM	810004110	3 5/8" 92mm	4 7/8" 124mm	2" 60mm	2PPS-WSM-SS	810004111	3 5/8" 92mm	4 7/8" 124mm
3" 80mm	3PPS-WSM	810004150	4 3/8" 112mm	5 1/4" 133mm	3" 80mm	3PPS-WSM-SS	810004151	4 3/8" 112mm	5 1/4" 133mm
4" 100mm	4PPS-WSM	810004193	5 1/8" 130mm	5 5/8" 143mm	4" 100mm	4PPS-WSM-SS	810004194	5 1/8" 130mm	5 5/8" 143mm
5" 130mm	5PPS-WSM	810004232	6 3/8" 162mm	6 3/4" 171mm	5" 130mm	5PPS-WSM-SS	810004233	6 3/8" 162mm	6 3/4" 171mm
6" 150mm	6PPS-WSM	810004266	7 1/8" 181mm	7 5/8" 194mm	6" 150mm	6PPS-WSM-SS	810004267	7 1/8" 181mm	7 5/8" 194mm
8" 200mm	8PPS-WSM	810004296	9 1/8" 232mm	9 5/8" 245mm	8" 200mm	8PPS-WSM-SS	810004297	9 1/8" 232mm	9 5/8" 245mm

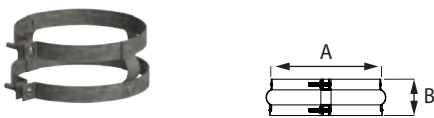
Locking Band



Use to secure two sections of uncut pipe together. Required to comply with ULC S636 listed installations.

SIZE	ORDER #	STOCK #	SIZE	ORDER #	STOCK #
2" 60mm	2PPS-LB2	810009654	5" 130mm	5PPS-LB2	810009914
3" 80mm	3PPS-LB2	810009655	6" 150mm	6PPS-LB2	810009915
4" 100mm	4PPS-LB2	810009656	8" 200mm	8PPS-LB2	810009916

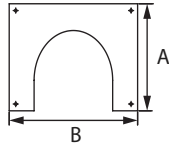

Locking Band Clamp



Use for connecting cut sections of pipe together. Also convenient for connection pipe sections used in extended vertical installations.

SIZE	ORDER #	STOCK #	A	B
2" 60mm	2PPS-LBC	810007146	2 3/8" 60mm	2 1/2" 64mm
3" 80mm	3PPS-LBC	810007147	3 1/8" 80mm	2 1/2" 64mm
4" 100mm	4PPS-LBC	810007148	4" 100mm	2 1/2" 64mm
5" 130mm	5PPS-LBC	810004242	5 1/8" 130mm	2 1/2" 64mm
6" 150mm	6PPS-LBC	810004278	6 1/8" 156mm	2 1/2" 64mm
8" 200mm	8PPS-LBC	810004306	8 1/8" 207mm	2 1/2" 64mm

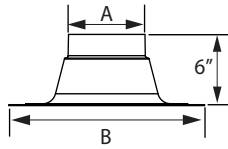
Firestop Spacer



Use when penetrating floor levels. Two piece design for easier installation.

SIZE	SINGLE-WALL PIPE		A	B
	ORDER #	STOCK #		
2" 60mm	2PPS-FSS	810004115	4" 100mm	7" 178mm
3" 80mm	3PPS-FSS	810004155	4" 100mm	7" 178mm
4" 100mm	4PPS-FSS	810004198	4" 100mm	7" 178mm
5" 130mm	5PPS-FSS	810004234	8 1/8" 206mm	10" 254mm
6" 150mm	6PPS-FSS	810004269	7 3/4" 197mm	9 3/4" 248mm
8" 200mm	8PPS-FSS	810004298	10 1/2" 267mm	12 3/4" 324mm
SIZE	CONCENTRIC PIPE		A	B
	ORDER #	STOCK #		
2" 60mm	2PPS-FS	810004114	7" 178mm	8 3/4" 223mm
3" 80mm	3PPS-FS	810004154	7 7/8" 200mm	9 7/8" 251mm
4" 100mm	4PPS-FS	810004197	7 7/8" 200mm	9 7/8" 251mm

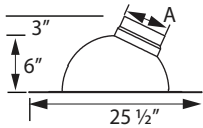
Flat Roof Flashing



Use to weather-proof the penetration of vent pipe through the roof. For concentric pipe only.

SIZE	SINGLE-WALL PIPE		A	B
	ORDER #	STOCK #		
5" 130mm	5PPS-FF	810007171	5 1/2" 140mm	--
6" 150mm	6PPS-FF	810004268	6 1/4" 160mm	--
8" 200mm	8PPS-FF	810004302	8 1/4" 210mm	--
SIZE	CONCENTRIC PIPE		A	B
	ORDER #	STOCK #		
2" 60mm	2PPS-FF	810004116	4 5/8" 120mm	13 3/4" 350mm
3" 80mm	3PPS-FF	810004156	5 1/2" 140mm	15 5/16" 390mm
4" 100mm	4PPS-FF	810004199	6 1/4" 170mm	17" 430mm

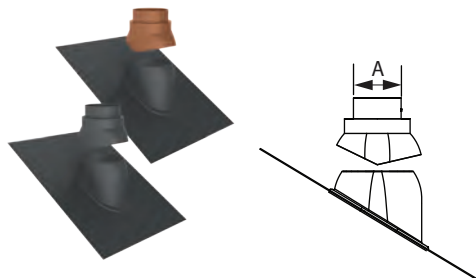
Adjustable Roof Flashing



Use to weather proof penetration of vent through the roof. For concentric pipe. Made of aluminum. Adjusts from 0/12 to 5/12.

SIZE	CONCENTRIC PIPE		A
	ORDER #	STOCK #	
2" x 4" 60 - 100mm	2PPS-F5	810004117	4" 100mm
3" x 5" 80 - 130mm	3PPS-F5	810004157	5" 130mm
4" x 6" 100 - 150mm	4PPS-F5	810004200	6" 150mm

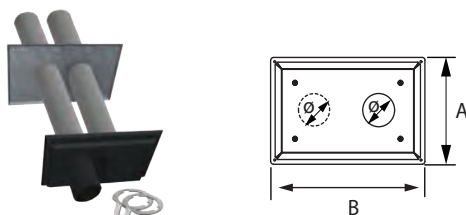
Steep Roof Flashing



Use to weather proof penetration of vent through the roof. For concentric pipe. Made of polypropylene. Adjusts from 5/12 to 12/12. Black or terra-cotta. UV resistant.

SIZE	BLACK		A
	ORDER #	STOCK #	
2" x 4" 60 - 100mm	2PPS-F12	810004118	4" 100mm
3" x 5" 80 - 130mm	3PPS-F12	810004158	5" 130mm
4" x 6" 100 - 150mm	4PPS-F12	810004201	6" 150mm
SIZE	TERRA-COTTA		A
	ORDER #	STOCK #	
2" x 4" 60 - 100mm	2PPS-F12-TC	810004119	4" 100mm
3" x 5" 80 - 130mm	3PPS-F12-TC	810004159	5" 130mm
4" x 6" 100 - 150mm	4PPS-F12-TC	810004202	6" 150mm

Twin Pipe Termination



Use to terminate horizontally with two single-wall PolyPro pipes for intake and exhaust. Simple design ensures adequate separation of intake air from exhaust. Termination is painted black. Includes black UV resistant polypropylene exhaust nozzle equipped with Bird Screen, interior wall plate, and two 12" pipe lengths. Includes 2 Locking Bands.

SIZE	ORDER #	STOCK #	A	B
2" 60mm	2PPS-HTPL	810009685	8 1/2" 216mm	11 7/8" 302mm
3" 80mm	3PPS-HTPL	810009713	8 1/2" 216mm	11 7/8" 302mm
4" 100mm	4PPS-HTPL	810009745	8 1/2" 216mm	12 1/4" 311mm

Single Horizontal Termination



Use to terminate horizontally with one single-wall PolyPro pipe. Termination and wall plate can be rotated to suit application. Elbow is UV resistant black with bird screen. Also includes interior wall plate, and 14" length of pipe. Includes 1 Locking Band.

SIZE	ORDER #	STOCK #
2" 60mm	2PPS-HSTL	810009684
3" 80mm	3PPS-HSTL	810009712

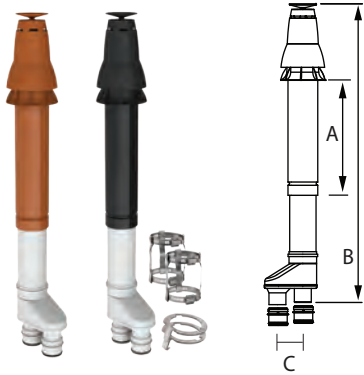
Lochinvar Horizontal Termination Kit



Use to adapt PolyPro to the IpeX 636 low profile termination. Kit includes 14" pipe welded to an adapter and metal backing plate. Check with appliance manufacturer for approval. (Outer IPEX termination cap not included. Supplied by others.) Includes 1 Locking Band.

SIZE	ORDER #	STOCK #	A	B
2" 60mm	2PPS-HLKL	810009683	14 3/16" 360mm	8 5/8" 220mm
3" 80mm	3PPS-HLKL	810009711	14 3/16" 360mm	8 5/8" 220mm
4" 100mm	4PPS-HLKL	810009743	14 3/16" 360mm	8 5/8" 220mm


Vertical Termination Cap Kit - Concentric



Use for concentric vertical terminations. Includes 2 appliance adapters and co-linear adapter. Black or terra-cotta cap. UV resistant. No storm collar required when installed with factory PolyPro flashing. Includes 2 Locking Bands and 2 Adapter Connector clamps.

SIZE	BLACK		A	B	C
	ORDER #	STOCK #			
2" x 4" 60 x 100mm	2PPS-VKL	810009692	18" 460mm	50 1/4" 1280mm	4 3/4" 121mm
3" x 5" 80 x 125mm	3PPS-VKL	810009720	23" 580mm	53 1/4" 1354mm	4 3/4" 121mm
4" x 6" 100 x 150mm	4PPS-VKL	810009752	23" 580mm	68 1/4" 1735mm	5 1/2" 140mm
SIZE	TERRA-COTTA		A	B	C
	ORDER #	STOCK #			
2" x 4" 60 x 100mm	2PPS-VK-TCL	810009693	18" 460mm	50 1/4" 1280mm	4 3/4" 121mm
3" x 5" 80 x 125mm	3PPS-VK-TCL	810009721	23" 580mm	53 1/4" 1354mm	4 3/4" 121mm
4" x 6" 100 x 150mm	4PPS-VK-TCL	810009753	23" 580mm	68 1/4" 1735mm	5 1/2" 140mm

Horizontal Termination Kit - Concentric



Use for concentric horizontal terminations. Includes 2 appliance adapters, white wall plate, white firestop, and co-linear adapter. White Termination with Bird Guard Screen. UV resistant. Inner plate is 8 5/8" (220mm) square, outer plate is 9 7/16" (240mm) square for all flue sizes. Includes 2 Locking Bands and two Adapter Connector clamps. Adapters included to transition from PVC appliance outlet to twin pipe PolyPro.

SIZE	ORDER #	STOCK #	A	B
2" - 4" 60 - 100mm	2PPS-HKL	810009682	13 3/4" 350mm	4 3/4" 121mm
3" x 5" 80 - 125mm	3PPS-HKL	810009710	13" 330mm	4 3/4" 121mm
4" x 6" 100 - 150mm	4PPS-HKL	810009742	13 3/4" 350mm	5 1/2" 140mm

Bird Guard Screen



Use to protect venting system from birds and rodents. Spring-loaded design inserts within female end of pipe in place of gasket. Stainless steel.

SIZE	ORDER #	STOCK #	SIZE	ORDER #	STOCK #
2" 60mm	2PPS-BG	810004341	4" 100mm	4PPS-BG	810004367
3" 80mm	3PPS-BG	810004355	6" 150mm	6PPS-BG	810004276

EPDM Replacement Gasket



Use as a replacement gasket for rigid PolyPro products. Available in packs of 12 for sizes 2" - 4". Available in packs of 6 for sizes 5" - 8".

SIZE	ORDER #	STOCK #	SIZE	ORDER #	STOCK #
2" 60mm	2PPS-GA	810004124	5" 130mm	5PPS-GA	810004237
3" 80mm	3PPS-GA	810004164	6" 150mm	6PPS-GA	810004272
4" 100mm	4PPS-GA	810004204	8" 200mm	8PPS-GA	810004303

Viton Replacement Gasket

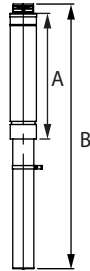


Alternative gasket material for oil fuel appliance applications. Available in packs of 12 for sizes 2" - 4". Available in packs of 6 for sizes 5" - 8".

SIZE	ORDER #	STOCK #	SIZE	ORDER #	STOCK #
2" 60mm	2PPS-GAV	810004126	5" 130mm	5PPS-GAV	810004238
3" 80mm	3PPS-GAV	810004165	6" 150mm	6PPS-GAV	810004273
4" 100mm	4PPS-GAV	810004205	8" 200mm	8PPS-GAV	810004304

PolyPro Commercial Venting Components

Vertical Termination for Commercial Systems

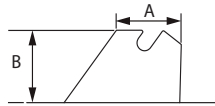



Exhaust termination for vertical through-the-roof applications. PolyPro pipe is protected by a sturdy outer metal pipe and integrated cap. Painted with a durable, powder coated black finish. Includes support hardware, including 1 Locking Band.

To complete vertical termination for commercial systems, installation requires (1) variable pitch roof flashing, (1) support clamp, and (1) storm collar.

SIZE	ORDER #	STOCK #	A	B	O.D.
5" 130mm	5PPS-VTML	810009770	29" 745mm	62" 1575mm	6 3/8" 162mm
6" 150mm	6PPS-VTML	810009791	29" 741mm	62" 1575mm	7 1/4" 184mm
8" 200mm	8PPS-VTML	810009806	32" 800mm	63" 1600mm	9 1/8" 232mm

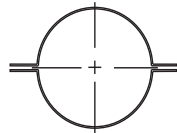
Variable Pitch Roof Flashing



Use to weather-proof the penetration of vent pipe through the roof. For use with VTM. For pitches of 0/12 - 9/12. Made of stainless steel.

SIZE	ORDER #	STOCK #	A	B
5" 130mm	FSVPF5	810003241	7"	7"
6" 150mm	FSVPF6	810003295	8"	7"
8" 200mm	FSVPF8	810003383	9"	7"

Support Clamp



Use to position the Vertical Termination for Commercial Systems (VTM's) to the variable pitch roof flashing. The clamp is upsized one diameter to fit around the black metal outer pipe. The support claim rests in notched groove of variable pitch roof flashing.

SIZE	ORDER #	STOCK #	A
5" 130mm	FSCL6	810003288	1 1/2"
6" 150mm	FSCL7	810003332	1 1/2"
8" 200mm	FSCL9	810003414	1 1/2"


Storm Collar



Clamps to black metal pipe covering support clamp and creating a weather tight seal above the flashing. For use with VTM.

SIZE	ORDER #	STOCK #
5" 130mm	FSCPP5	810007172
6" 150mm	FSCPP6	810007173
8" 200mm	FSCPP8	810007174

Horizontal Termination for Commercial Systems

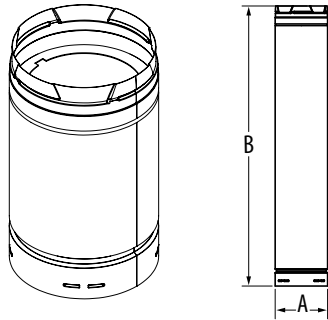


Use for through-the-wall horizontal terminations. Includes 23 degree termination elbow with integrated bird screen, inner and outer wall plates, and clamp for connecting to PolyPro pipe. No locking band is required. All components are stainless steel.

SIZE	ORDER #	STOCK #
4" 100mm	4PPS-HSTSL	810009744
5" 130mm	5PPS-HSTL	810009763
6" 150mm	6PPS-HSTL	810009784
8" 200mm	8PPS-HSTL	810009800

PolyPro Double-Wall Components

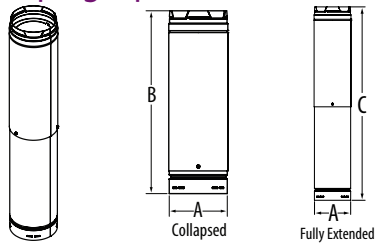
Pipe



Galvanized outer jacket can be used as a conduit for single-wall PolyPro pipe. In exterior applications, provides protection from impact and UV light. Also provides some insulation value for use in colder climates. Can be field-painted if desired. Simple twist-lock assembly. To calculate installed length, subtract 1 1/2" for each joint. Includes internal metal support ring. PolyPro pipe sold separately.

SIZE	ORDER #	STOCK #	A	B
5" 130mm	5PPS-12DW	810009348	6 5/8"	12"
5" 130mm	5PPS-36DW	810009349	6 5/8"	36"
5" 130mm	5PPS-72DW	810009350	6 5/8"	72"
6" 150mm	6PPS-12DW	810009353	7 5/8"	12"
6" 150mm	6PPS-36DW	810009354	7 5/8"	36"
6" 150mm	6PPS-72DW	810009355	7 5/8"	72"
8" 200mm	8PPS-40DW	810009358	10"	40"
8" 200mm	8PPS-75DW	810009359	10"	75"

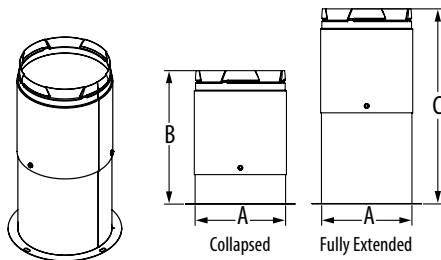
Telescoping Pipe



Matching telescoping section for galvanized outer jacket can be used to help achieve specific offset length or stack height. Minimum and maximum lengths vary according to diameter selected.

SIZE	ORDER #	STOCK #	A	B	C
5" 130mm	5PPS-36DWA	810009926	6 5/8"	21"	35 3/8"
6" 150mm	6PPS-36DWA	810009927	7 5/8"	21"	35 3/8"
8" 200mm	8PPS-40DWA	810009928	10"	24"	37 7/8"

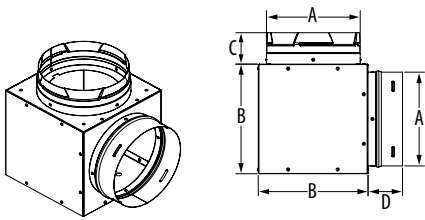
Appliance Adapter



Adjustable Adapter with flange for galvanized outer jacket. Flange attaches to appliance cabinet with supplied screws. To calculate installed length, subtract 1 1/2" for each joint.

SIZE	ORDER #	STOCK #	A	B	C
5" 130mm	5PPS-ADDW	810009929	6 5/8"	9 3/4"	14 1/4"
6" 150mm	6PPS-ADDW	810009930	7 5/8"	9 3/4"	14 1/4"
8" 200mm	8PPS-ADDW	810009931	10"	9 3/4"	14 1/4"

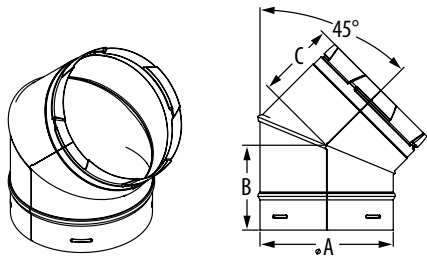
90° Elbow



Adjustable Adapter with flange for galvanized outer jacket. Flange attaches to appliance cabinet with supplied screws. To calculate installed length, subtract 1 1/2" for each joint. Includes metal support ring.

SIZE	ORDER #	STOCK #	A	B	C	D
5" 130mm	5PPS-E90DW	810009352	6 5/8"	7 3/4"	2 1/4"	2 1/2"
6" 150mm	6PPS-E90DW	810009357	6 5/8"	8 3/4"	2 1/4"	3 1/8"
8" 200mm	8PPS-E90DW	810009361	10"	11 1/4"	2 3/8"	3"

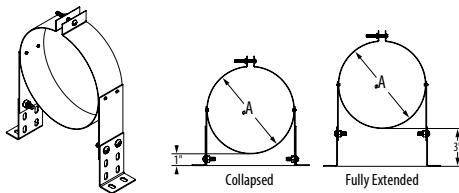
45° Elbow



Galvanized outer jacket 45 degree elbow. Includes metal support ring. To calculate installed length, subtract 1 1/2" for each joint.

SIZE	ORDER #	STOCK #	A	B	C
5" 130mm	5PPS-E45DW	810009351	6 5/8"	4 1/4"	3 7/8"
6" 150mm	6PPS-E45DW	810009356	7 5/8"	4"	3 3/8"
8" 200mm	8PPS-E45DW	810009360	10"	4 1/2"	4 3/8"


Wall Strap



Use in interior or exterior installations to add lateral support to PolyPro DW Pipe. Adjusts to provide a 1"-3" clearance to combustibles and maintain proper slope. Additional clearance can be increased with optional PPS-WSMDW-EXT.

SIZE	ORDER #	STOCK #	A
5" x 6" 130 - 150mm	5PPS-WSMDW	810009917	6 5/8"
6" x 7" 150 - 175mm	6PPS-WSMDW	810009918	7 5/8"
8" x 10" 200 - 254mm	8PPS-WSMDW	810009919	10"

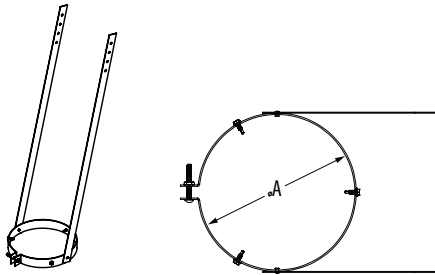
Wall Strap Extension



Use with Wall-Strap if additional mounting clearances or slope is required. Universal design fits all sizes.

SIZE	ORDER #	STOCK #
5" - 8" 130 - 200mm	PPS-WSMDW-EXT	810010086

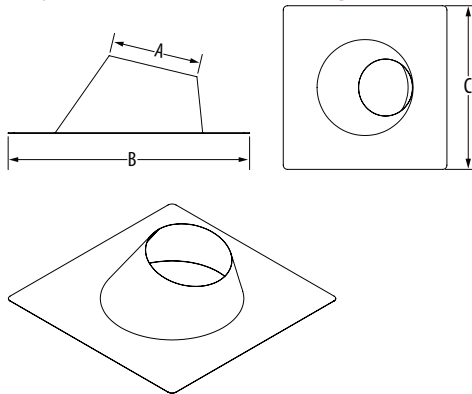
Elbow Strap



Used to support galvanized outer jacket when 45° elbows are used for offset purposes.

SIZE	ORDER #	STOCK #	A
5" 130mm	5PPS-ESDW	810009947	6 5/8"
6" 150mm	6PPS-ESDW	810009948	7 5/8"
8" 200mm	8PPS-ESDW	810009949	10"

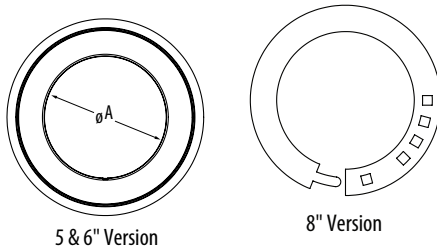
Adjustable Roof Flashing



Use to to weather-proof the penetration of the galvanized outer jacket through the roof. Made of galvalume.

SIZE	FLASHING		
	ORDER #	STOCK #	PITCH
5" 130mm	5PPS-FDW	810009923	0/12 - 6/12
6" 150mm	6PPS-FDW	810009924	
8" 200mm	8PPS-FDW	810009925	
SIZE	FLASHING STEEP ROOF		
	ORDER #	STOCK #	PITCH
5" 130mm	5PPS-FSRDW	810009932	7/12 - 12/12
6" 150mm	6PPS-FSRDW	810009933	
8" 200mm	8PPS-FSRDW	810009934	

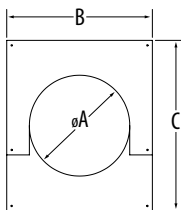
Storm Collar



Used to maintain a weather tight, resistant seal between the galvanized outer jacket and flashing.

SIZE	ORDER #	STOCK #	A
5" 130mm	5PPS-SCDW	810009941	6 5/8"
6" 150mm	6PPS-SCDW	810009942	7 5/8"
8" 200mm	8PPS-SCDW	810009943	10"

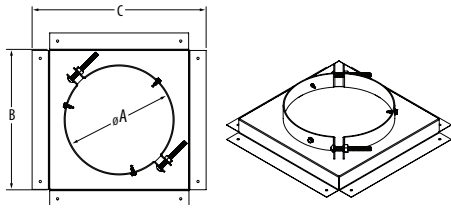
Firestop Spacer



Use when penetrating walls or floor levels. Two piece design for easier installation.

SIZE	SPACER HZ				
	ORDER #	STOCK #	A	B	C
5" 130mm	5PPS-FSSDW	810010078	6 3/4"	12 5/8"	13 3/4"
6" 150mm	6PPS-FSSDW	810010079	7 3/4"	12 5/8"	14 5/8"
8" 200mm	8PPS-FSSDW	810010080	10 1/8"	14 5/8"	17 1/8"

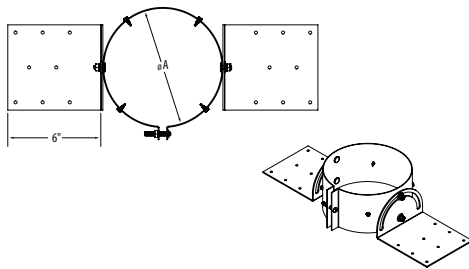
Firestop Support



Use when penetrating floor levels with Double-Wall PolyPro and provide support at the ceiling level. Includes clamp that supports and prevents pipe sections from slipping down.

SIZE	SUP. ASSEMBLY				
	ORDER #	STOCK #	A	B	C
5" 130mm	5PPS-FSDW	810009920	6 5/8"	8 5/8"	10 3/4"
6" 150mm	6PPS-FSDW	810009921	7 5/8"	9 5/8"	11 3/4"
8" 200mm	8PPS-FSDW	810009922	10"	12"	14 1/8"

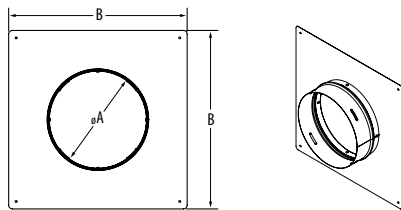
Roof Support



Used to support galvanized outer jacket and PolyPro vent within at the roof level. Adjustable to different roof pitches. Ideal for cathedral ceilings.

SIZE	ORDER #	STOCK #	A
5" 130mm	5PPS-RSDW	810010339	6 5/8"
6" 150mm	6PPS-RSDW	810010340	7 5/8"
8" 200mm	8PPS-RSDW	810010341	10"

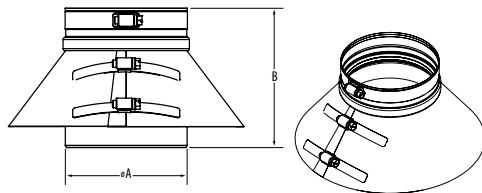
Horizontal Trim Plate



Used to trim interior wall penetration and transition from Double-Wall PolyPro (interior) to single wall pipe or Horizontal Termination (exterior). Includes built-in female twist-lock connection.

SIZE	ORDER #	STOCK #	A	B
5" 130mm	5PPS-HSTDW	810010075	6 5/8"	12"
6" 150mm	6PPS-HSTDW	810010076	7 5/8"	12"
8" 200mm	8PPS-HSTDW	810010077	10"	14"

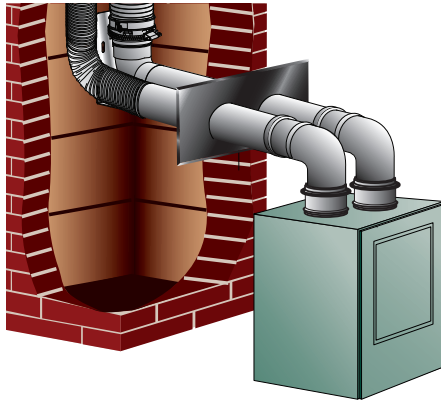
Vertical Termination



Use to vertically terminate a Double-Wall PolyPro system. Includes a AL29-4C stainless steel termination pipe with collar.

SIZE	ORDER #	STOCK #	A	B
5" 130mm	5PPS-VTDW	810009938	5 1/8"	6"
6" 150mm	6PPS-VTDW	810009939	5 7/8"	7"
8" 200mm	8PPS-VTDW	810009940	7 7/8"	7"

PolyPro Flex Venting Components



Need An Air Intake Solution? Create Your Own Kit

Order DuraFlex AL length, Hanger Bracket, Coupler and Wall Plate for Twin Pipe. (2" Air intake will require a 2"-3" Increaser: 2PPS-X3)

- (1) DuraFlex AL Length: DFA-25, DFA-35, or DFA-50
- (1) Hanger Bracket: DFA-FCB
- (1) Coupler: DFA-FCP
- (1) Wall Plate for Twin Pipe: PPS-WPT

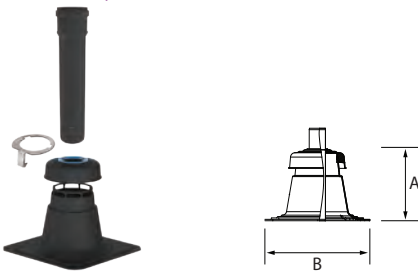
Flex Chimney Lining Kit



Use for a vertical flex lining system. Includes black, UV resistant chimney cap, rigid flue vent, flex support bracket, 4 spacers in 3" & 4" kits, male and female flex adapters with gaskets, extended support elbow, wall plate, appliance adapter, Locking Band, and Adapter Connector clamp. Flex sold separately.

SIZE	ORDER #	STOCK #
2" 60mm	2PPS-FKL	810009681
3" 80mm	3PPS-FKL	810009707
4" 100mm	4PPS-FKL	810009738
5" 130mm	5PPS-FKL	810009762

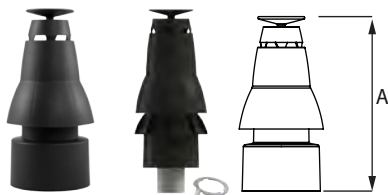
Chimney Cap



Use to vertically terminate a flex system. Black, UV resistant chimney cap with rigid steel flue vent. Includes 1 Locking Band.

SIZE	ORDER #	STOCK #	A	B
2" 60mm	2PPS-FCTL	810009680	9 3/4"	15 1/4"
3" 80mm	3PPS-FCTL	810009810	9 3/4"	15 1/4"
4" 100mm	4PPS-FCTL	810009811	9 3/4"	15 1/4"
5" 130mm	5PPS-FCTL	810009812	7 3/4"	15 3/4"

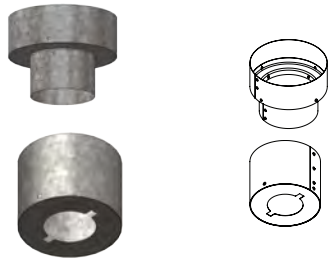
Vertical Flex Termination Cap



Use to vertically terminate a flex system when using the B-vent retrofit adapters. Includes male and female flex adapters and gaskets. Black, UV resistant. Match the termination size with flex diameter. 3" version includes 1 Locking Band. No locking band required with 2" version.

SIZE	ORDER #	STOCK #	A
2" 60mm	2PPS-VFTL	810009691	13 3/4" 349mm
3" 80mm	3PPS-VFTL	810009719	17" 432mm

B-vent Retrofit Adapters



Use to retrofit common sizes of B-vent chimney for use as a chase for one appliance using PolyPro flex. Includes top cap adapter and bottom support cup. 3" size also includes required C-support plate.

SIZE	ORDER #	STOCK #
2" 60mm in a 3" 80mm chase	2PPS-BV3	810004332
2" 60mm in a 4" 100mm chase	2PPS-BV4	810004333
2" 60mm in a 5" 130mm chase	2PPS-BV5	810004334
3" 80mm in a 5" 130mm chase	3PPS-BV5	810004348
2" 60mm in a 6" 150mm chase	2PPS-BV6	810006999
3" 80mm in a 6" 150mm chase	3PPS-BV6	810005874

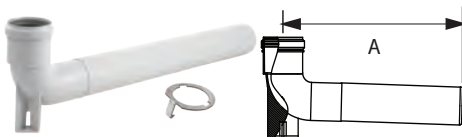
Support Elbow



Use the support elbow to stabilize a vertical termination. Elbow has integrated support base that is compatible with bracket or support shown on the following page. Includes 1 Locking Band.

SIZE	ORDER #	STOCK #	SIZE	ORDER #	STOCK #
5" 130mm	5PPS-SE90L	810009765	8" 100mm	8PPS-SE90L	810009802
6" 60mm	6PPS-SE90L	810009786			

Support Elbow Extended



Use the extended support elbow to stabilize the vertical termination. Extended horizontal length can be trimmed to length as required. Elbow has integrated support base that is compatible with Support Bracket or Chimney Support shown. Includes 1 Locking Band.

SIZE	ORDER #	STOCK #	A
2" 60mm	2PPS-SE90XL	810009686	21 1/16" 551mm
3" 80mm	3PPS-SE90XL	810009715	22 1/4" 565mm
4" 100mm	4PPS-SE90XL	810009747	22 7/16" 570mm
5" 130mm	5PPS-SE90XL	810009766	24 7/16" 620mm

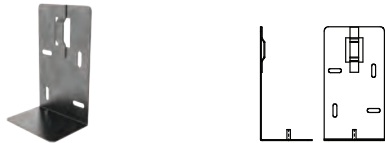
Flex or Rigid Support Bracket



Use to secure the Support Elbow or the Extended Support Elbow inside a masonry chimney or chase. Heavy Duty.

SIZE	ORDER #	STOCK #
2"-8" 60mm - 200mm	PPS-SUP	810004225

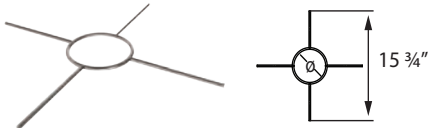
Flex Chimney Support



Use to support the Support Elbow inside a masonry chimney or chase. Includes mounting hardware and pipe support clamp.

SIZE	ORDER #	STOCK #	SIZE	ORDER #	STOCK #
2" 60mm	2PPS-SUP	810004338	4" 100mm	4PPS-SUP	810004364
3" 80mm	3PPS-SUP	810004352	5" 130mm	5PPS-SUP	810004375

Flex Support Bracket



Use to support PolyPro Flex from top of masonry chimney or chase.

SIZE	ORDER #	STOCK #	SIZE	ORDER #	STOCK #
2" 60mm	2PPS-FSB	810004335	4" 100mm	4PPS-FSB	810004361
3" 80mm	3PPS-FSB	810004349	5" 130mm	5PPS-FSB	810004373

Spacer



Use to center PolyPro flex. Universal for all diameters. Simple installation and ratchet adjustment. For 3" & 4" diameters, use 3PPS-S.

SIZE	ORDER #	STOCK #	SIZE	ORDER #	STOCK #
2" 60mm	2PPS-S	810004336	3" 80mm	3PPS-S	810004350
4" 100mm	4PPS-S	810004362			

Flex Length



Use to line masonry chimneys that vent condensing appliances. Double-wall construction. Can be cut to precise length in the field. Available in 25, 35 or 50 foot lengths. 5" diameter flex comes in rolls of 98 feet only.

SIZE	25 FEET		35 FEET	
	ORDER #	STOCK #	ORDER #	STOCK #
2" 60mm	2PPS-FLEX25	810004318	2PPS-FLEX35	810004319
3" 80mm	3PPS-FLEX25	810004321	3PPS-FLEX35	810004322
4" 100mm	4PPS-FLEX25	810004324	4PPS-FLEX35	810004325
SIZE	50 FEET		82 FEET	
	ORDER #	STOCK #	ORDER #	STOCK #
2" 60mm	2PPS-FLEX50	810004320	-	-
3" 80mm	3PPS-FLEX50	810004323	-	-
4" 100mm	-	-	4PPS-FLEX	810004326
SIZE	98 FEET			
	ORDER #	STOCK #		
5" 130mm	5PPS-FLEX	810004327		

Flex Adapter Kit



Use with PolyPro flex lining system. Includes one male and one female adapter. These allow you to switch from rigid pipe to flex at the base of the system and back to rigid at the top. Flex gaskets (2) included.

SIZE	ORDER #	STOCK #	SIZE	ORDER #	STOCK #
3" 80mm	3PPS-FAS	810009373	5" 130mm	5PPS-FAS	810007033
4" 100mm	4PPS-FAS	810005987			

Flex Male Adapter



Use to connect PolyPro rigid pipe to PolyPro flex at the base of the system. Flex gasket included.

SIZE	ORDER #	STOCK #	SIZE	ORDER #	STOCK #
2" 60mm	2PPS-FAM	810004329	4" 100mm	4PPS-FAM	810004358
3" 80mm	3PPS-FAM	810004344	5" 130mm	5PPS-FAM	810004370

Flex Female Adapter



Use to convert from PolyPro flex back to PolyPro rigid pipe towards the top of the vent system. Flex gasket included.

SIZE	ORDER #	STOCK #	SIZE	ORDER #	STOCK #
2" 60mm	2PPS-FAF	810004330	4" 100mm	4PPS-FAF	810004359
3" 80mm	3PPS-FAF	810004345	5" 130mm	5PPS-FAF	810004371

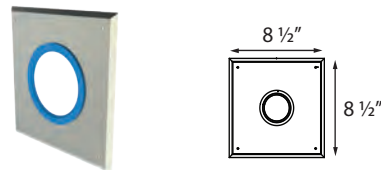
Flex Coupler Adapter



Use to tightly connect one length of PolyPro flex to another. Two flex gaskets are included.

SIZE	ORDER #	STOCK #	SIZE	ORDER #	STOCK #
2" 60mm	2PPS-FAC	810004331	4" 100mm	4PPS-FAC	810004360
3" 80mm	3PPS-FAC	810004346	5" 130mm	5PPS-FAC	810004372

Wall Plate



Use to trim wall penetration. Includes silicone seal for tight seal. Aluminum construction. White finish. Can be painted to suit.

SIZE	ORDER #	STOCK #	SIZE	ORDER #	STOCK #
2" 60mm	2PPS-WP	810004339	4" 100mm	4PPS-WP	810004365
3" 80mm	3PPS-WP	810004353	5" 130mm	5PPS-WP	810004376

Viton Replacement Gasket Flex



Use as a replacement gasket for PolyPro flex products.

SIZE	ORDER #	STOCK #	SIZE	ORDER #	STOCK #
2" 60mm	2PPS-GAF	810004340	4" 100mm	4PPS-GAF	810004366
3" 80mm	3PPS-GAF	810004354	5" 130mm	5PPS-GAF	810004377

Flex Puller




Use with the provided rope to guide PolyPro flex lengths down masonry chimney. 2" version snaps onto flex, 3"-5" version twist-locks onto the male flex adapter.

SIZE	ORDER #	STOCK #	SIZE	ORDER #	STOCK #
2" 60mm	2PPS-FP	810004342	4" 100mm	4PPS-FP	810004368
3" 80mm	3PPS-FP	810004356	5" 130mm	5PPS-FP	810004378

PolyPro Multi-Flex Venting System


Reline Upper Plate



Use to seal pipe penetration with gasket, plate needs to be silicone sealed and fastened to (field fabricated) support plate.

SIZE	ORDER #	STOCK #	SIZE	ORDER #	STOCK #
2" 60mm	2PPS-RPU	810007982	4" 100mm	4PPS-RPU	810007963
3" 80mm	3PPS-RPU	810007983			

Reline Hanger Support



Use to support flex under the support plate. Clamps around the flex and is fastened to the support plate, then covered by the reline upper plate at the correct size. Universal for 2" - 4" diameters.

SIZE	ORDER #	STOCK #
2" - 4" 60mm - 100mm	PPS-RH	810007965

Index

SYMBOLS

2° Adjustable Vent Length 283
3"- 4" Pellet Step Increaser 182
4" PVC to 4" FasNSeal Appliance Adapter 320
4" Ventinox Short Body Tee w/ 3" Branch 175
6" - 5" Reducer 159
6" Fulton EDR 750-1500 to 6" FasNSeal Appliance Adapter 320
6" Fulton EDR 750-1500 to 6" PolyPro Appliance Adapter 338
8" Fulton EDR 2000 to 8" FasNSeal Appliance Adapter 320
8" Fulton EDR 2000 to 8" PolyPro Appliance Adapter 339
15° Elbow 31, 48, 100, 287, 304
15° Stainless Steel Elbow Adapter 157
23° Bird Screen 292, 312
30° Elbow 31, 48, 100, 229, 286, 304
30° Stainless Steel Elbow 158
30° Stainless Steel Elbow - 5" 158
30° Stove Connectors 157
45°/60° Adjustable Elbow 253
45° Adjustable Elbow 176
45° Elbow 48, 141, 215, 229, 253, 286, 304, 335, 349
45° Stainless Steel Elbow 158
45° Stainless Steel Elbow - 5" 158
60° Elbow 229
88° Elbow 286, 303
90° Adjustable Elbow 177, 253
90° Bird Screen Wall Mount Kit 300
90° Elbow 141, 216, 230, 285, 303, 335, 349

A

Adapter Connector 341
Adapter Tee w/ Clean-Out Tee Cap 142
Adaptor for Flexible Pipe 185
Adjustable Attic Radiation Shield 53
Adjustable Extended Roof Bracket 26
Adjustable Extended Wall Strap 24
Adjustable Extended Wall Support 24
Adjustable Insulated Wall Thimble 186
Adjustable Length 184
Adjustable Pipe 16, 229, 334
Adjustable Pipe Length 47
Adjustable Re-Support Bracket 24
Adjustable Roof Flashing 58, 147, 219, 235, 262, 342, 350
Adjustable Roof Support 21
Adjustable Sleeve 160
Adjustable Tee Support 56
Adjustable Tee Support Bracket 23, 90
Adjustable Tee Support w/ Coupler 55
Adjustable Vent Length 283, 303
Adjustable Wall Bracket 295

Adjustable Wall Strap 23, 73, 145
Aerco International Appliance Adapter 320
Air Intake Manifold 216
AluFoil Tape 167, 189, 210
Aluminum Flex Length 240
Anchor Plate 25, 36, 53, 102
Anchor Plate w/ Damper 36, 102
Angled Firestop - 30° 54
Angled Firestop - 45° 54
Appliance Adapter 139, 241, 348
Appliance Adapter for PVC Coupler 339
Appliance Adapter for PVC Pipe 339
Appliance Adapter/Increaser 141
Appliances and Adapters 314, 315, 316, 317
Attic Insulation Shield 26, 37, 75, 91, 102, 146, 219, 234, 261
Attic Radiation Shield 52

B

Base Plate 74, 94
Basic Kit 68
BioFlex Pipe 149
Bird Guard Screen 344
Bird Screen 179, 292, 311
Black Pipe Adapter 59
Black UV Resistant 45° Elbow 335
Black UV Resistant 90° Elbow 336
Black UV Resistant Extended 90° Elbow 336
Black UV Resistant Single-Wall Pipe 334
Black UV Resistant Tee 337
Black UV Resistant Termination Tee 337
Black Wall Plate 337
Black Wall Plate for Twin Pipes 337
Boot Tee 288
Bosch, Thermo-Dynamics & Laars Appliance Adapter 322
Bottom Plate w/ Collar 180
Branch Tee 288
Buderus SB Series Appliance Adapter 325
Burnham & New Yorker Appliance Adapter 322
Burnham & Quietside Termination Appliance Adapter 325
B-vent Retrofit Adapters 353

C

Cathedral Ceiling Support Box 146, 230
Ceiling Firestop 234
Ceiling Mounted Heater Vent Kit 301
Ceiling Support Firestop Spacer 144
Ceiling Support w/ Adjustable Arm & Coupler 51
Ceiling Support/ Wall Thimble Cover 148, 230
Chase Air Intake w/ Rodent Guard 29
Chase Top Collar 103
Chase Top Flashing 26, 38, 103
Chimney Adapter 149
Chimney Adapter w/ Trim 113
Chimney Cap 29, 39, 77, 94, 104, 352

Chimney Conversion Kit 227
Chimney Liner Termination Kit 241
Chimney Pipe 16, 30, 69, 85, 100
Chimney Sizing Chart 79
Chimney Sizing Chart For Fireplace Installations 105
Chimney Sizing Chart For Fireplace Installations 41
Clean-Out Tee Cap 143
Cleaver Brooks MCF Series Appliance Adapter 322
Close Clearance Shield 76
Co-Axial To Co-Linear Appliance Connector 240
Co-Linear Flex Connector 241
Co-Linear Kit w/ Flex 242
Columbia LVGD Series Appliance Adapter 327
Combustion Air 45° Elbow 111
Combustion Air 90° Elbow 112
Combustion Air Adjustable Stovepipe 111
Combustion Air Adjustable Wall Channel 134
Combustion Air Ceiling Support w/ Collar 110
Combustion Air Square Ceiling Support Box 19, 87
Combustion Air Stovepipe 111
Combustion Air Stove Top Kit 112
Combustion Air Tee 112
Combustion Air Wall Thimble 22, 89, 110
Combustion Air Wall Thimble Kit 134, 144
Condensate Drain 336
Connector Pipe Adapter 54
Counter Flashing 234
Counter Flashing - Small 234
Coupler 175, 272
Crown, Dunkirk & Modine Termination Appliance Adapter 322
Customer Service 6
Custom Flex 205
Custom Flex Kits 205

D

Dead Soft Aluminum Flashings 236
Decorative Collar 59
De Dietrich GT Series Appliance Adapter 319
Deluxe Rain Cap 187
Direct Vent Factory-Built Reline Kit 242
Double Tee w/ Clean-Out Tee Cap 143
Double-Wall Adapter 299
Double-Wall Increaser Wye 306
Double-Wall Wye 305
Double-Wall Wye - 45° Branch 256
Draft Hood Connector 257
Draft Hood Increaser 258
Drain Fitting 290, 306
DSA Roof Flashing 219, 264
DSA Roof Flashings 27, 77, 93, 147
Dunkirk XEB Series & Pennco FSB Series Appliance Adapter 323
DuraBlack 45° Elbow 122
DuraBlack 90° Elbow 122
DuraBlack Damper Section 123

- DuraBlack Double-Skirted Stovetop Adapter 123
 DuraBlack Increaser 121
 DuraBlack Oval-To-Round Adapter 123
 DuraBlack Single-Wall Black Pipe 121
 DuraBlack Slip Connector 119
 DuraBlack Slip Connector w/ Trim 119
 DuraBlack Slip Increaser w/ Trim 121
 DuraBlack SS 45° Elbow 126
 DuraBlack SS 90° Elbow 126
 DuraBlack SS Single-Wall Pipe 125
 DuraBlack SS Slip Connector w/ Trim 125
 DuraBlack SS Stovetop Adapter 126
 DuraBlack SS Tee w/ Clean-Out Cap 126
 DuraBlack SS Telescoping Length w/ Trim 125
 DuraBlack Stovepipe Kit 119
 DuraBlack Stovetop Adapter 123
 DuraBlack Tee w/ Clean-Out Cap 121
 DuraBlack Telescoping Length w/ Trim 120
 DuraBlack Trim Collar 124
 DuraBlack Welded 45° Elbow 128
 DuraBlack Welded 90° Elbow 128
 DuraBlack Welded Damper Section 128
 DuraBlack Welded Single-Wall Black Pipe 127
 DuraBlack Welded Slip Connector w/ Trim 127
 DuraBlack Welded Stovetop Adapter 129
 DuraBlack Welded Tee w/ Clean-Out Cap 128
 DuraBlack Welded Telescoping Length w/ Trim 127
 DuraCap 264
 DuraConnect II - Double-Wall Flex Connector 252
 DuraFlex 304 Basic Kit 203
 DuraFlex 304 Stainless Steel Length 204
 DuraFlex 304 Tee Kit 203
 DuraFlex 316 Basic Kit 201
 DuraFlex 316 Stainless Steel Length 202
 DuraFlex 316 Tee Kit 201
 DuraFlex 316 Top Plate/Cap Kit 202
 DuraFlex AL - Aluminum Length 271
 DuraFlex AL Cap 273
 DuraFlex AL Coupling 272
 DuraFlex AL Kit 271
 DuraFlex AL Tee w/ Cap 272
 DuraFlex AL Top Plate 273
 DuraFlex Flex Puller 208, 274
 DuraFlex Insert Adapter 206
 DuraFlex Mortar Sleeve 208, 274
 DuraFlex Pro Basic Kit 198
 DuraFlex Pro Ovalized Top Plate/Cap Kit 199
 DuraFlex Pro Stainless Steel Length 200
 DuraFlex Pro Tee Kit 198
 DuraFlex Pro Top Plate/Cap Kit 199
 DuraFlex SS Cap 208
 DuraFlex SS Connector 206
 DuraFlex SS Pre-Formed Top Plate 207
 DuraFlex SS Reducer 206
 DuraFlex SS Tee w/ Cap 206
 DuraFlex SS Top Plate 207
 DuraFlex SW Basic Kit 195
 DuraFlex SW Stainless Steel Length 197
 DuraFlex SW Tee Kit 196
 DuraPlus HTC Basic Kit 84
 DuraPlus HTC Through-The-Wall Kit 84
 DuraPro Dealer Program 7
 DVL Adapter/Damper Section 117
 DVL Close Clearance Connector Kit 113
 DVL Decreaser 116
 DVL Double-Wall Adjustable Black Pipe 114
 DVL Double-Wall Black 45° Elbow 115
 DVL Double-Wall Black 90° Elbow 115
 DVL Double-Wall Black Pipe 114
 DVL Double-Wall Black Tee
 w/ Clean-out Cap 117
 DVL/DuraBlack Chimney Adapter
 w/ Trim 113, 120
 DVL Increaser 116
 DVL Oval-To-Round Adapter 117
 DVL Telescoping Length 115
- E**
- Eccentric Increaser 298, 310
 Economy Chimney Cap 40
 Elbow Appliance Adapter 321
 Elbow Kit 70, 85
 Elbow Offset Chart 105
 Elbows 186
 Elbow Strap 33, 70, 101, 230, 350
 EPDM Replacement Gasket 344
 European Copper Adapter - Bishop Model 40, 104
 European Copper Adapter - King Model 40, 104
 Extend-A-Cap Kit 165
 Extended Roof Bracket 38, 77
 Extended Round Ceiling Support 86
 Extended Vertical Termination Cap 240
 Exterior Kit 46
 Exterior Trim Plate 218
- F**
- Factory-Built Reline Kit 195
 FasNSeal Adapter 340
 FasNSeal Flex 284
 Female Adapter 259
 Female Appliance Adapter 339
 Female Flex Adapter 139, 273, 285
 Female PVC Appliance Adapter 340
 Female-To-Male Jeremias Muffler 328
 Finishing Collar 35, 88
 Finishing Collar w/ Adapter 25
 Finishing Cone 60
 Finishing Support w/ Coupler 50
 Finishing Support w/ Coupler w/ Removable
 Outer Trim Collar 50
 Firestop 54, 102
 Firestop/Flat Flashing 294, 311
 Firestop Radiation Shield 25, 37, 52, 75, 91
 Firestop Radiation Shield Connector Support 61
 Firestop Spacer 260, 342, 350
- Firestop Support 218, 351
 Flashing 187
 Flat Ceiling Support Box 21, 71
 Flat Roof Flashing 57, 235, 342
 Flat Stove Connector 157
 Flex Adapter Kit 355
 Flex Chimney Lining Kit 352
 Flex Chimney Support 354
 Flex Coupler Adapter 355
 Flex Coupling 240
 Flex Female Adapter 355
 Flexible Length 184
 Flexible Shield 62
 Flex Length 354
 Flex Male Adapter 355
 Flex or Rigid Support Bracket 353
 Flex Pipe 138, 251
 Flex Puller 356
 Flex Support Bracket 354
 Flex Trim Collar 139
 Floor Support Plate 53
 Fresh Air Inlet Increaser 150
 Fresh Air Intake Kit 137
 Fulton Boiler Appliance Adapter 321
 Fulton Muffler Inlet Muffler 328
 Fulton Tapered Appliance Adapter 323
- G**
- Gas Vent Roof Support 260
 Guy Wire Band 57
- H**
- Hanger Bracket 272
 Harman Adapter 140
 Harman Adapter Increaser 140
 H/C Adapter 259
 Heatfab-To-FasNSeal Appliance Adapter 321
 High-Wind Cap 264
 High-Wind Sconce Termination Cap 237
 High-Wind Termination Cap 239
 Horizontal Cap 148
 Horizontal Drain Fitting 291
 Horizontal Drip Tee 291
 Horizontal Termination for
 Commercial Systems 347
 Horizontal Termination "Gas" 220
 Horizontal Termination Kit A 226
 Horizontal Termination Kit C 226
 Horizontal Termination Kit - Concentric 344
 Horizontal Termination "Pellet" 220
 Horizontal Trim Plate 351
 Horizontal Unit Heater Kit 275
 Horizontal Windguard 239
 House Shield 146

Index

Increaser 138, 258, 338
Increaser Adapter Tee w/ Clean-Out Tee Cap 143
Increaser Tee w/ Cleanout 216
Increaser Tee w/ Clean-Out Tee Cap 142
Installation Cone 180
Insulation Kit 167
Interior Kit 46
Interior Kit (New Construction) 46
Interior Support 187
Interior Trim Plate 217
IPS Drain Fitting 291, 307

L

Laars Endurance Series Appliance Adapter 321
Large Diameter Elbow Offset Charts For
10"- 24" DuraTech 32
Large Diameter Round Rigid Pipe 251
Lengths 184
Lochinvar Horizontal Termination Kit 343
Locking Band 27, 341
Locking Band Clamp 341
Low-Profile Termination Cap 239

M

Male Adapter 259, 273
Male Flex Adapter 139, 284
Male PVC Appliance Adapter 340
Male-To-Female Jeremias Muffler 329
Manufactured Home Kit 68
Masonry Adaptor 186
Masonry Chimney Conversion Kit 227
Masonry Thimble w/ Slip Connector 118, 160
Metric Male Appliance Adapters 319

N

Noritz NOM-DV Series Termination
Appliance Adapter 323

O

Offset Chart 63, 78, 95, 151, 243
Offset Chart - DuraBlack 122
Offset Chart - DVL 116
Offset Slide Adapter 180
Our Company 4
Oval 45° Elbow - Flat 267
Oval 45° Elbow - Standard 267
Oval Adjustable Insert Boot 183
Oval Adjustable Pipe 266
Oval Adjustable Roof Flashing 269
Oval Base Plate 268
Oval Cap 270
Oval Ceiling Plate Spacer 268
Oval DSA Roof Flashing 269

Oval Firestop Spacer 268
Oval Flex Connector 181
Oval Increaser 266
Oval Insert Boot 182
Oval Installation Kit 265
Oval Rigid Pipe 164, 265
Oval Standard Tee 268
Oval Storm Collar 269
Oval Tee and Round Branch w/ Cap 159
Oval Tee Cap 269
Oval Tee Support - Base Plate 267
Oval-To-Oval Flex Pipe 162
Oval-To-Oval Heavy Duty Flex Pipe 162
Oval-To-Round Adapter 183, 266
Oval-To-Round Flex Pipe 163
Oval-To-Round Heavy Duty Flex Pipe 162

P

Patterson Kelly Mach Series
Appliance Adapter 324
Peak Roof Flashing 57
Peerless & Lochinvar Appliance Adapter 324
Peerless PDE Model Appliance Adapter 324
Pellet Adapter 217
Pellet Vent Factory-Built Reline Kit 150
PelletVent Pro Horizontal Kit 136
PelletVent Pro Vertical Kit - Cathedral 136
PelletVent Pro Vertical Kit - Flat Ceiling 136
Pipe 348
Pipe Collar 261
Pipe Extension 138, 228
Pipe Length 47, 228
Pipe Selection Chart 69, 84
PolyPro-To-FasNSeal Adapter 340
Prairie Termination Cap 150
ProFoil 189, 210
ProMesh 189, 210
PVC-To-FasNSeal Appliance Adapter 325

Q

Quick Release Adapter 140

R

Radiation Shield Connector 61
Radiation Shield Connector Firestop 61
Rain Cap 295, 309
Rain Cap w/ Storm Collar 179
Ravelli, 80mm Adapter 140
Reduced Clearance Firestop Radiation Shield 91
Reduced Clearance Square Ceiling
Support Box 19, 87
Reduced Square Ceiling Support Box w/ Collar 20
Reducer 241, 338
Reducer and Increaser Lengths 186
Reduction Collar 149
Reduction Tee 255

Reline Hanger Support 356
Reline Upper Plate 356
Remote Concentric Kit 301
Restrictor Disk 235
Re-Support 56
Rheem/Ruud RTG & Paloma
PTG/PH Series Appliance Adapter 325
Roof Flashing 28, 38, 76, 92
Roof Jack 296
Roof Radiation Shield 26, 37, 92, 103
Roof Support 56, 219, 351
Round Adjustable Pipe 252
Round Bucket Support 261
Round Cathedral Support
w/ Coupler 52
Round Ceiling Support 70
Round Ceiling Support Box 20, 33
Round Horizontal Termination Cap 236
Round Insert Boot 182
Round Rigid Pipe 164, 250
Round Rigid Pipe - 5" 163
Round Tee and Round Branch w/ Cap 159
Round Tee and Round Branch w/ Cap - 5" 159
Round Tee w/ 6" Branch - 5" 159
Round-To-Oval Adapter 183, 266
Round-To-Oval Flex Connector 180
Round-To-Oval Flex Pipe 163
Round-To-Round Flex Pipe 161
Round-To-Round Flex Pipe - 5" 161
Round-To-Round Heavy Duty Flex Pipe 161

S

Sconce Termination Cap 237
Sealing Kits 181
Severe Weather Kit 300
Severe Weather Rain Cap 295
Single Horizontal Termination 343
Single Tee w/ Clean-Out Tee Cap 142
Single-Wall Adapter 310
Single-Wall Increaser Wye 289
Single-Wall Pipe 334
Single-Wall Wye 289
Slantfin Concept & New Yorker PVCG Series
Termination Appliance Adapter 323
Sleeve 176
Slip Connector and Hanger 165
Smith GV-100 Appliance Adapter 326
Snap-Lock Adapter w/ Trim 120
Snorkel H2 Termination Cap 238
Snorkel Termination Cap 238
Snow Splitter 27, 60, 78, 95, 104
Soffit/Overhang Trim Plate 95
Spacer 160, 207, 354
Spark Arrestor 29, 208
Split Base Tee 185
Square Cathedral Ceiling Support Extension 51
Square Cathedral Ceiling Support w/ Coupler 51
Square Ceiling Support Box 71, 86

Square Ceiling Support Box w/ Collar 19
 Square Firestop Support 260
 Square Horizontal Cap 148
 Square Horizontal H2 Termination Cap 238
 Square Horizontal Termination Cap 237
 Stabilizer 101
 Standard Tee 254, 288, 305
 Standard Wall Mount Kit 299
 Starter Section 75
 Steep Roof Flashing 235, 263, 343
 Stepped Increaser 298, 309
 Stepped Reducer 299, 310
 Storm Collar 29, 39, 58, 77, 103, 147, 219, 236,
 262, 296, 313, 346, 350
 Straight Length Pipe 137
 Supplementary Support 101
 Support Assembly 187
 Support Box Rails 21
 Support Clamp 294, 308, 346
 Support Elbow 353
 Support Elbow Extended 353
 Swivel Adapter 62
 Swivel Tee Adapter 178

T

Table of Contents 2
 Takagi TK-TV Series Termination
 Appliance Adapter 326
 Tall Cone Flashing 297, 313
 Tall Cone Flat Flashing 263
 Tall Cone Roof Flashing 147
 Tall Cone Roof Jack 297
 Tapered Increaser 298, 309
 Tapered Patterson Kelly Mach Series
 Appliance Adapter 324
 Tapered Reducer 298, 310
 Technical & Engineering Support 8, 357,
 358, 359, 360
 Tee 48
 Tee Cap 49, 256, 290, 306, 336
 Tee Cap (Twist-Lock) 49
 Tee Cap w/ Condensate Drain 336
 Tee Cover 178
 Tee Support 55
 Tee Support Bracket 35, 73
 Tee w/ Cap 22, 34, 72, 89, 337
 Tee w/ Cleanout 216
 Tee w/ Drain Cap 338
 Tee w/ Removable Snout 177
 Telescopic Rigid Shield 62
 Telescoping Adjustable Length 215
 Telescoping Pipe 348
 Termination Box 292, 312
 Termination Cone 296, 309
 Termination Tee 292, 312
 Terms & Condition of Sale 361
 Test Port 285, 335
 Thermal Solutions Appliance Adapter 326

TherMix 188, 209
 Through-The-Wall Kit 68
 Top Cover Plate 179
 Transition Anchor Plate 25, 74, 94, 166
 Triangle Delta Series Appliance Adapter 326
 Trim Collar 59
 Trim Collar for Roof Support 21, 88
 Trim Collar for Round Support Box 20, 33
 Twin Pipe Termination 343
 Twist-Lock Cap Kit 164
 Twist-Lock Tee Cap 185

U

Universal Adjustable Elbow Strap 86
 Universal Adjustable Wall Strap 90
 Universal Appliance Adapter 318
 Universal Appliance Adapter
 w/ Condensate Drain 318
 Universal Appliance Adapter w/ Condensate Drain
 and Back Flow Preventer 318
 Universal Appliance Adapter w/ Test Port 318
 Universal B-vent To Aluminum Flex Adapter 274
 Universal Concentric Kit 301
 Universal Condensate Drain 218, 290
 Universal Extended Roof Bracket 93
 Universal Extended Wall Support 90
 Universal Oversized Storm Collar 94
 Universal Re-Support Bracket 90
 Universal Roof Brace 57
 Universal Roof Support 88
 Universal Spark Arrester Band 59
 Universal Storm Collar 93
 Universal Support Box Rails 87
 Universal Wall Strap 55
 Universal Wall Thimble 231

V

Variable Pitch Flashing Kit 300
 Variable Pitch Roof Flashing 297, 313, 346
 Ventinox VFT 174
 Ventinox VFT Extensions 174
 Ventinox VFT Kit w/out Tee 173
 Ventinox VFT Kit w/ Tee 173
 Ventinox VG 175
 Vent Length 215, 282, 302
 Vent Termination Chart 226
 Vertical Cap 58, 148
 Vertical Flex Termination Cap 352
 Vertical Termination 220, 351
 Vertical Termination Cap Kit - Concentric 344
 Vertical Termination for Commercial Systems 346
 Vertical Wind Guard 239
 VFT Long Tee Snout 178
 VG Increaser/Reducer 182
 VG Universal Take-off 181
 Viessmann Vitoden Series Appliance Adapter 327
 Vinyl Siding Standoff 232

Vinyl Siding Standoff Box 233
 Vinyl Siding Standoff Kit 233
 Vinyl Siding Standoff Kit - Small 233
 Viton Replacement Gasket 345
 Viton Replacement Gasket, Flex 355

W

W2 Appliance Adapter 319
 W2 Appliance Adapter w/ Test Port 319
 Wall Bracket 295, 311
 Wall Firestop 232
 Wall Firestop 2 232
 Wall Mount Concentric Kit 301
 Wall Pass Through 160, 293
 Wall Plate 355
 Wall Radiation Shield - 30° 49
 Wall Radiation Shield - 45° 50
 Wall Strap 23, 35, 73, 101, 145, 218,
 235, 259, 349
 Wall Strap Extension 145, 349
 Wall Strap - Metal 341
 Wall Thimble 22, 34, 49, 72, 89, 143, 231, 261
 Wall Thimble Air Intake Kit 144
 Wall Thimble (New Construction) 217
 Wall Thimble Sleeve 308
 Wall Thimble Sleeve Extension 294
 Wall Thimble - Small 231
 Wall Thimble w/ AVL 293, 307
 Wall Thimble w/ Termination Damper 293
 Warranty 362
 Weil McLain CG Series & Williamson
 Thermoflow GWI Series
 Appliance Adapter 328
 Weil McLain GV Model Appliance Adapter 327
 Weil McLain Tee Appliance Adapter 328
 Weil McLain Ultra Series Appliance Adapter 327
 Wide Mouth Boot Tee 287, 305

Terms & Condition of Sale

1. PRICES: All prices and designs are subject to change without notice.
2. CREDIT: All sales are subject to credit approval.
3. SALES TAX: All sales are taxable unless buyer provides valid resale documentation prior to shipment. Buyer is responsible for all sales and use taxes.
4. BROKEN CARTON CHARGES: Broken carton orders are subject to broken carton charges. Broken carton charges are 25% of list price per stock #.
5. PALLET CHARGES: All palletized, stretch-wrapped orders are an additional \$5 per pallet.
6. UPS: All UPS orders are subject to \$10 handling charge.
7. TERMS: Unless otherwise specified, our payment terms are: net 30, F.O.B. shipping point.
8. LATE CHARGES: Delinquent accounts are subject to 1 ½% per month finance charge.
9. MULTIPLE SHIPMENTS: Orders may be fulfilled in separate shipments. Each shipment will be accompanied by a separate invoice and each invoice carries its own terms of payment.
10. ALL SALES ARE FINAL: All sales are final and product cannot be returned for credit.
11. DELAYS: DuraVent is not responsible for delays caused by our freight providers.
12. REFUSAL OF DELIVERY: Refused shipments, without cause, will result in additional charges, including freight, restocking and recartoning.
13. SHORTAGES: All claims for shortages and damages must be made within 48 hours.
14. DAMAGE: DuraVent is not responsible for freight damage. All claims for damage must be made on a timely basis directly to the freight provider. Any evidence of damage to the carton is cause for immediate inspection of the goods. Damaged goods must be retained by the customer until credit is approved. All claims for damages must be accompanied by proof (e.g. digital photo) and is subject to approval by DuraVent.
15. DEFECTS: All claims for manufacturing defects must be accompanied by proof (e.g. digital photo) and is subject to approval by DuraVent.
16. INDEMNITY: DuraVent does not permit modifications to products or changes to installation instructions. Customers modifying products or installation procedures shall, regardless of specific instructions to the user, indemnify, defend, and hold harmless DuraVent for any and all claimed losses or damages occasioned in whole or in part by special order or modified products and procedures.
17. RESALE OVER THE INTERNET: Resale of product over the internet is subject to the terms of our "Internet Sales Policy" and warranty. A copy of this policy can be obtained from Customer Service at 1-800-835-4429.

LIMITED LIFETIME WARRANTY

M&G DuraVent, Inc. ("DuraVent") provides this limited lifetime warranty for all of its products with the exception of Ventinox® (lifetime), and PolyPro® (ten years). Subject to the limitations set forth below, DuraVent warrants that its products will be free from defects in material or manufacturing, if properly installed, maintained and used. DuraVent products are fully warranted if installed only by a professional installer. This Warranty is transferable from the original homeowner to the buyer of the home. This warranty does not cover normal wear and tear, smoke damage or damage caused by chimney fires, acts of God, or any product that was: (1) purchased other than from an authorized DuraVent dealer, retailer or distributor; (2) modified or altered; (3) improperly serviced, inspected or cleaned; or (4) subject to negligence or any use not in accordance with the installation instructions included with the product as determined by DuraVent. Installation instructions are available online at www.duravent.com under Support/Literature and through our Customer Service Department 800-835-4429 or customerservice@duravent.com. This limited lifetime warranty applies only to parts manufactured by DuraVent.

DuraVent provides the following warranties for its products: One Hundred Percent (100%) MSRP 15 years from the date of purchase, and Fifty Percent (50%) thereafter, except for the following limitations on: all Termination Caps and DuraBlack® are warranted at One Hundred Percent (100%) for five years.

All warranty obligations of DuraVent shall be limited to repair or replacement of the defective product pursuant to the terms and conditions applicable to each product line. These remedies shall constitute DuraVent's sole obligation and sole remedy under this warranty. This warranty provides no cash surrender value. The terms and conditions of this warranty may not be modified, altered or waived by any action, inaction or representation, whether oral or in writing, except upon the express, written authority of an executive officer of DuraVent.

Corn, bio-fuels, driftwood or other wood containing salt, preservative-treated lumber, plastic and household trash or garbage, or wood pellets containing such materials must not be burned in the appliance or fireplace. In case of a chimney fire, the chimney must be inspected and approved by a certified Chimney Sweep before reuse. After each annual inspection, maintenance, and cleaning, the certified Chimney Sweep must fill out and date the appropriate section of the warranty card provided with the chimney liner.

LIMITATIONS ON INTERNET SALES: Notwithstanding any other terms or conditions of this Limited Lifetime Warranty, DuraVent provides no warranty for the following specific products if such products are not installed by a qualified professional installer: DuraTech®, DuraTech® DTC, DuraPlus HTC®, DuraChimney® II, PelletVent Pro®, DirectVent Pro®, FasNSeal®, FasNSeal® W2, FasNSeal® Flex, and PolyPro®, and M&G DuraVent's relining products including DuraLiner®, DuraFlex® (SW, Pro, 316, 304), and Ventinox®. For purposes of this warranty, a trained professional installer is defined as one of the following: licensed contractors with prior chimney installation experience, CSIA Certified Chimney Sweeps, NFI Certified Specialists, or WETT Certified Professionals.

DuraVent must be notified and given the opportunity to inspect defective product prior to replacement under the terms of this limited lifetime warranty. All warranty claims must be submitted with proof of purchase. Labor and installation costs are not covered under this warranty. To obtain warranty service contact: DuraVent Warranty Service, 877 Cotting Ct., Vacaville CA 95688, or call 800-835-4429.

WHERE LAWFUL, DURAVENT DISCLAIMS ALL OTHER WARRANTIES, INCLUDING BUT NOT LIMITED TO IMPLIED WARRANTIES OF MERCHANTABILITY AND FITNESS FOR A PARTICULAR PURPOSE. IN NO EVENT WILL DURAVENT BE LIABLE FOR INCIDENTAL, CONSEQUENTIAL, PUNITIVE OR SPECIAL DAMAGES OR DIRECT OR INDIRECT LOSS OF ANY KIND, INCLUDING BUT NOT LIMITED TO PROPERTY DAMAGE AND PERSONAL INJURY. DURAVENT'S ENTIRE LIABILITY IS LIMITED TO THE PURCHASE PRICE OF THIS PRODUCT. SOME STATES DO NOT ALLOW LIMITATIONS ON IMPLIED WARRANTIES, OR THE EXCLUSION OR LIMITATION OF INCIDENTAL OR CONSEQUENTIAL DAMAGES, SO THE ABOVE LIMITATIONS AND EXCLUSIONS MAY NOT APPLY TO YOU. THIS LIMITED WARRANTY GIVES YOU SPECIFIC LEGAL RIGHTS, AND YOU MAY ALSO HAVE OTHER RIGHTS THAT VARY FROM STATE TO STATE.

For the most up-to-date installation instructions, visit www.duravent.com.

VENTINOX WARRANTY

M&G DuraVent, Inc. ("DuraVent") provides this lifetime warranty for Ventinox for the lifetime of the product. Subject to the limitations set forth below, DuraVent warrants that its products will be free from defects in material or manufacturing, if properly installed, maintained and used. DuraVent products are fully warranted if installed only by a professional installer. This Warranty is transferable from the original homeowner to the buyer of the home. This warranty does not cover normal wear and tear, smoke damage or damage caused by chimney fires, acts of God, or any product that was: (1) purchased other than from an authorized DuraVent dealer, retailer or distributor; (2) modified or altered; (3) subject to negligence or any use not in accordance with the installation instructions included with the product as determined by DuraVent. The Liner and Components warranty is further subject to compliance with the following requirements throughout the warranty period: The chimney must have a chimney cap; chemical chimney cleaners must not be used when cleaning the Liner or Components; documented annual inspection of the Liner and Components and maintenance as deemed necessary, beginning one year after the date of installation and continuing throughout the warranty period, by a Nationally Certified Chimney Sweep or Ventinox® installer. Plastic-bristle flue cleaning brushes are recommended.

Installation instructions are available online at www.duravent.com under Support/Literature and through our Customer Service Department 800-835-4429 or customerservice@duravent.com. This lifetime warranty applies only Ventinox parts manufactured by DuraVent.

DuraVent provides the following warranties for Ventinox: One Hundred Percent (100%) for the lifetime of the product.

All warranty obligations of DuraVent shall be limited to repair or replacement of the defective product pursuant to the terms and conditions applicable to each product line. These remedies shall constitute DuraVent's sole obligation and sole remedy under this warranty. This warranty provides no cash surrender value. The terms and conditions of this warranty may not be modified, altered or waived by any action, inaction or representation, whether oral or in writing, except upon the express, written authority of an executive officer of DuraVent.

Corn, bio-fuels, driftwood or other wood containing salt, preservative-treated lumber, plastic and household trash or garbage, or wood pellets containing such materials must not be burned in the appliance or fireplace. In case of a chimney fire, the chimney must be inspected and approved by a certified Chimney Sweep before reuse. After each annual inspection, maintenance, and cleaning, the certified Chimney Sweep must fill out and date the appropriate section of the warranty card provided with the chimney liner.

POLYPRO WARRANTY

M&G DuraVent, Inc. ("DuraVent") provides this warranty for PolyPro® for ten years. Subject to the limitations set forth below, DuraVent warrants that its products will be free from defects in material or manufacturing, if properly installed, maintained and used. DuraVent products are fully warranted if installed only by a professional installer. This Warranty is transferable from the original homeowner to the buyer of the home within the warranted ten years. This warranty does not cover normal wear and tear, smoke damage or damage caused by chimney fires, acts of God, or any product that was: (1) purchased other than from an authorized DuraVent dealer, retailer or distributor; (2) modified or altered; (3) improperly serviced, inspected or cleaned; or (4) subject to negligence or any use not in accordance with the installation instructions included with the product as determined by DuraVent.

This product is intended for venting only category II & IV appliances burning Natural Gas, Propane and Oil. All other fuels are not covered under this warranty.

DuraVent provides the following warranties for PolyPro: One Hundred Percent (100%) MSRP 10 years from the date of purchase.



1956 1960

ENGINEERED EXCELLENCE

60 YEARS

IN-VENTING

DuraVent

Member of M&G Group

800-835-4429

www.duravent.com

Updated quarterly online only

L820 | Printed as of Nov. 2015

